

US00D676969S

(12) **United States Design Patent**
Meinertz

(10) **Patent No.:** **US D676,969 S**

(45) **Date of Patent:** **** Feb. 26, 2013**

(54) **HEARING AID**

(75) Inventor: **Philip Meinertz**, Gentofte (DK)

(73) Assignee: **GN ReSound A/S**, Ballerup (DK)

(**) Term: **14 Years**

(21) Appl. No.: **29/402,979**

(22) Filed: **Sep. 29, 2011**

(30) **Foreign Application Priority Data**

Mar. 31, 2011 (EP) 001844010-0007

(51) **LOC (9) Cl.** **24-99**

(52) **U.S. Cl.** **D24/174**

(58) **Field of Classification Search** D24/173-175,
D24/151; D14/205, 206, 223-226, 249;
381/23.1, 312, 322-324, 328, 330, 380, 381;
181/135

See application file for complete search history.

(56) **References Cited**

U.S. PATENT DOCUMENTS

6,496,587 B1 * 12/2002 Mueller 381/330
D516,216 S * 2/2006 Portmann D24/174
D532,111 S * 11/2006 Espersen D24/174
D541,420 S * 4/2007 Darbut et al. D24/174

D635,264 S * 3/2011 Dubs D24/174
D646,788 S * 10/2011 Dubs et al. D24/174
D647,204 S * 10/2011 Borregaard D24/175
D663,846 S * 7/2012 Ingold et al. D24/174
D663,847 S * 7/2012 Dubs et al. D24/174
D667,121 S * 9/2012 Mori et al. D24/174
2007/0183612 A1 * 8/2007 Ochsenbein et al. 381/322

* cited by examiner

Primary Examiner — Anhdao Doan

(74) *Attorney, Agent, or Firm* — Vista IP Law Group, LLP

(57) **CLAIM**

The ornamental design for a hearing aid, as shown and described.

DESCRIPTION

FIG. 1 is a side view of a hearing aid of my design;
FIG. 2 is another side view of the hearing aid of my design;
FIG. 3 is a perspective view of the hearing aid of my design;
FIG. 4 is another perspective view of the hearing aid of my design;
FIG. 5 is another perspective view of the hearing aid of my design;
FIG. 6 is another perspective view of the hearing aid of my design; and,
FIG. 7 is another perspective view of the hearing aid of my design.

1 Claim, 4 Drawing Sheets





FIG. 1




FIG. 2




FIG. 3



FIG. 4



FIG. 5




FIG. 6



FIG. 7