



US00D676945S

(12) **United States Design Patent**
Schindler

(10) **Patent No.:** **US D676,945 S**

(45) **Date of Patent:** **** Feb. 26, 2013**

(54) **SINK AND STOVE**

(75) Inventor: **Kilian Schindler**, Karlsruhe (DE)

(73) Assignee: **Naber Holding GmbH & Co. KG** (DE)

(**) Term: **14 Years**

(21) Appl. No.: **29/400,087**

(22) Filed: **Aug. 23, 2011**

(30) **Foreign Application Priority Data**

Feb. 23, 2011 (EP) 001825274

(51) **LOC (9) Cl.** **23-02**

(52) **U.S. Cl.** **D23/286; D23/287; D6/451; D6/483**

(58) **Field of Classification Search** D23/284,
D23/286, 287, 293.1, 308; 4/619, 630-631,
4/637-638; D6/451, 481, 483

See application file for complete search history.

(56) **References Cited**

U.S. PATENT DOCUMENTS

D253,787 S * 12/1979 Kinsey D23/287

D254,112 S * 2/1980 Handler et al. D6/431

D255,924 S * 7/1980 Rosenkranz D23/286

D260,209 S * 8/1981 Ferdinand et al. D6/481

D466,717 S * 12/2002 Cho D6/400

D483,531 S * 12/2003 Shelley D23/290

D585,119 S * 1/2009 Kitzmiller D23/287

* cited by examiner

Primary Examiner — Robert Delehanty

(74) *Attorney, Agent, or Firm* — Brian B. Diekhoff;
Polsinelli Shughart PC

(57) **CLAIM**

The ornamental design for a sink and stove, as shown and described.

DESCRIPTION

FIG. 1 is a perspective view of the sink and stove;
FIG. 2 is a top view of the sink and stove;
FIG. 3 is a bottom view of the sink and stove;
FIG. 4 is a front view of the sink and stove;
FIG. 5 is a rear view of the sink and stove; and,
FIG. 6 is a side view of the sink and stove.

1 Claim, 6 Drawing Sheets



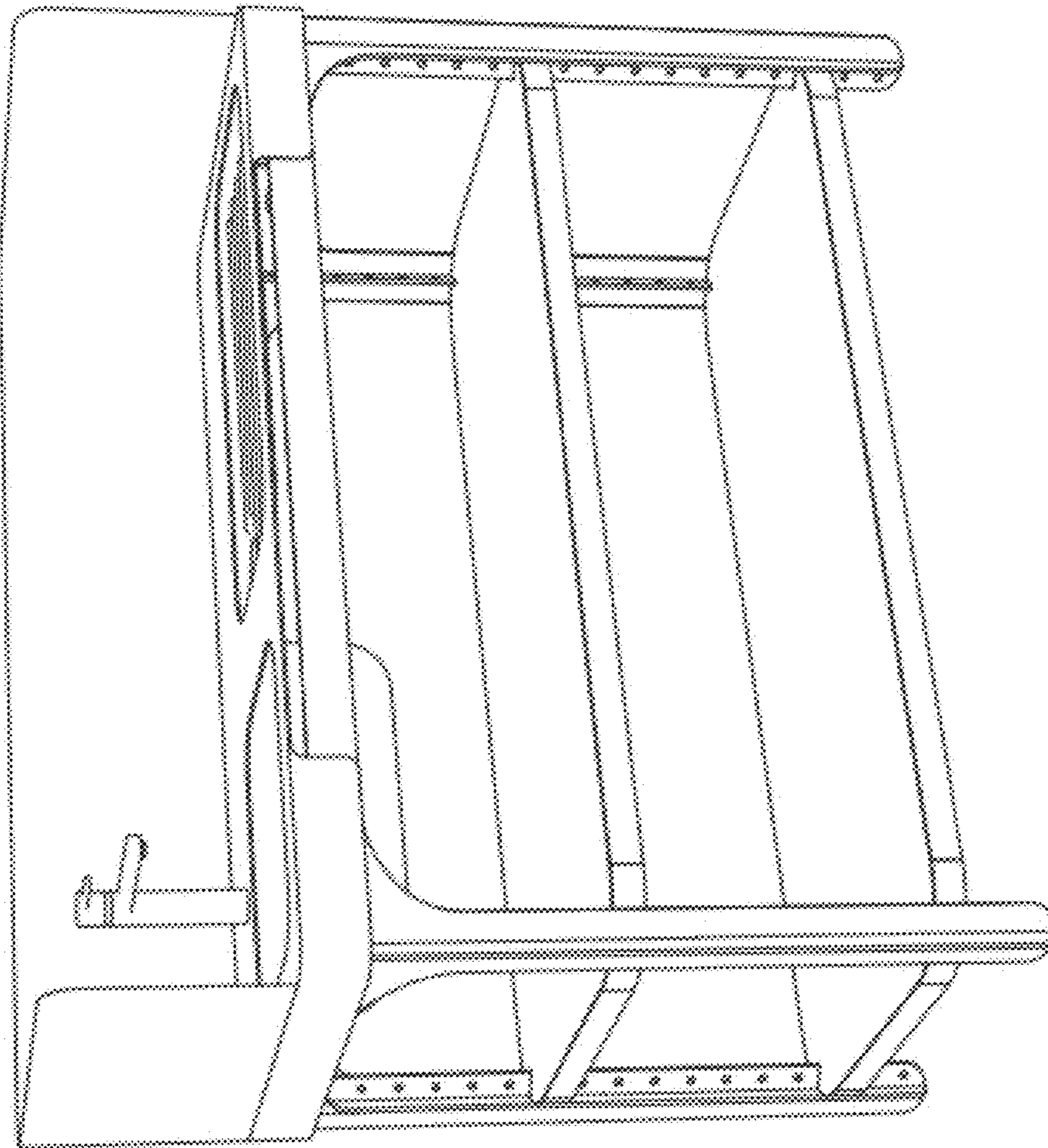


FIG. 1




FIG. 2




FIG. 3

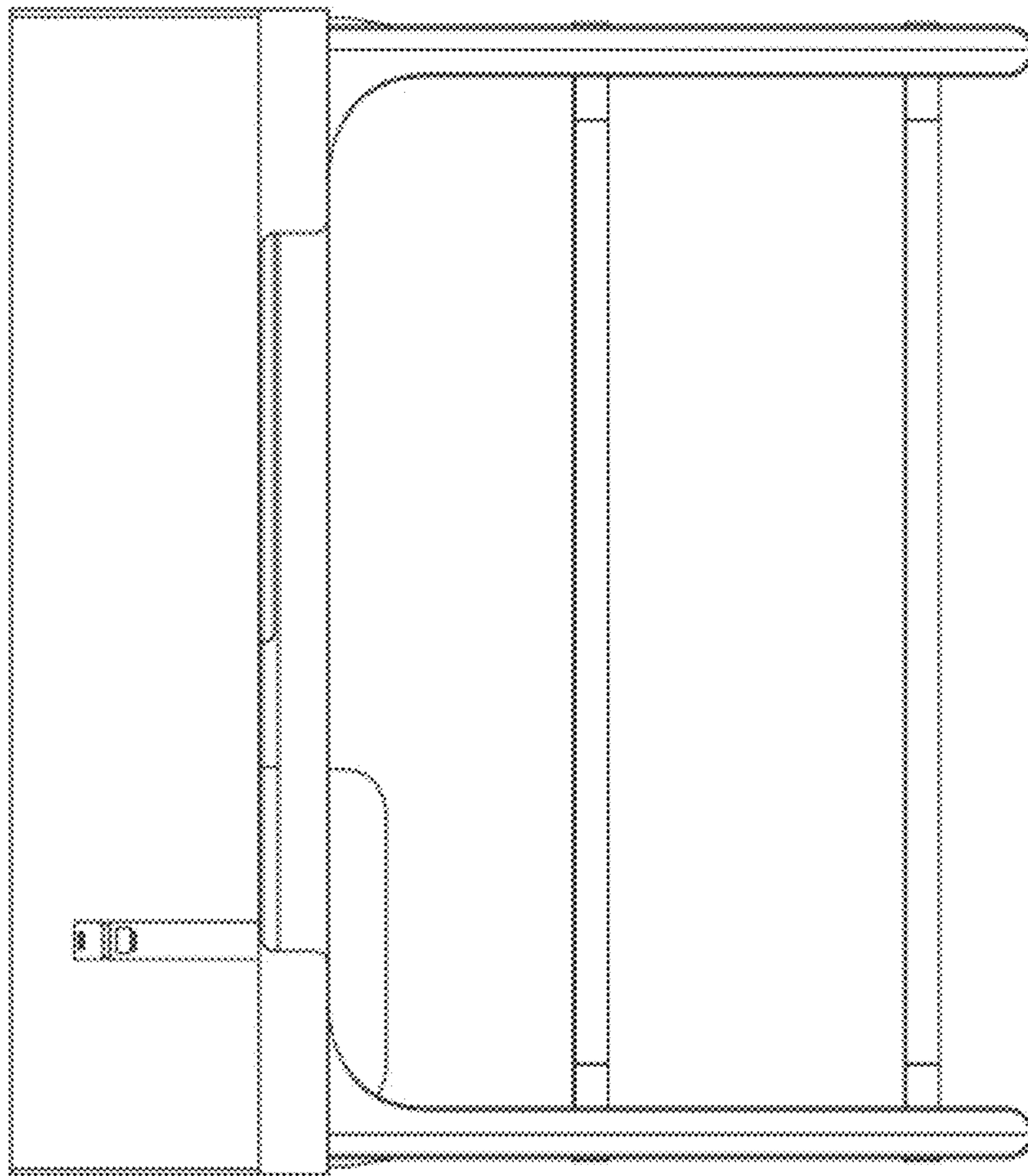


FIG. 4

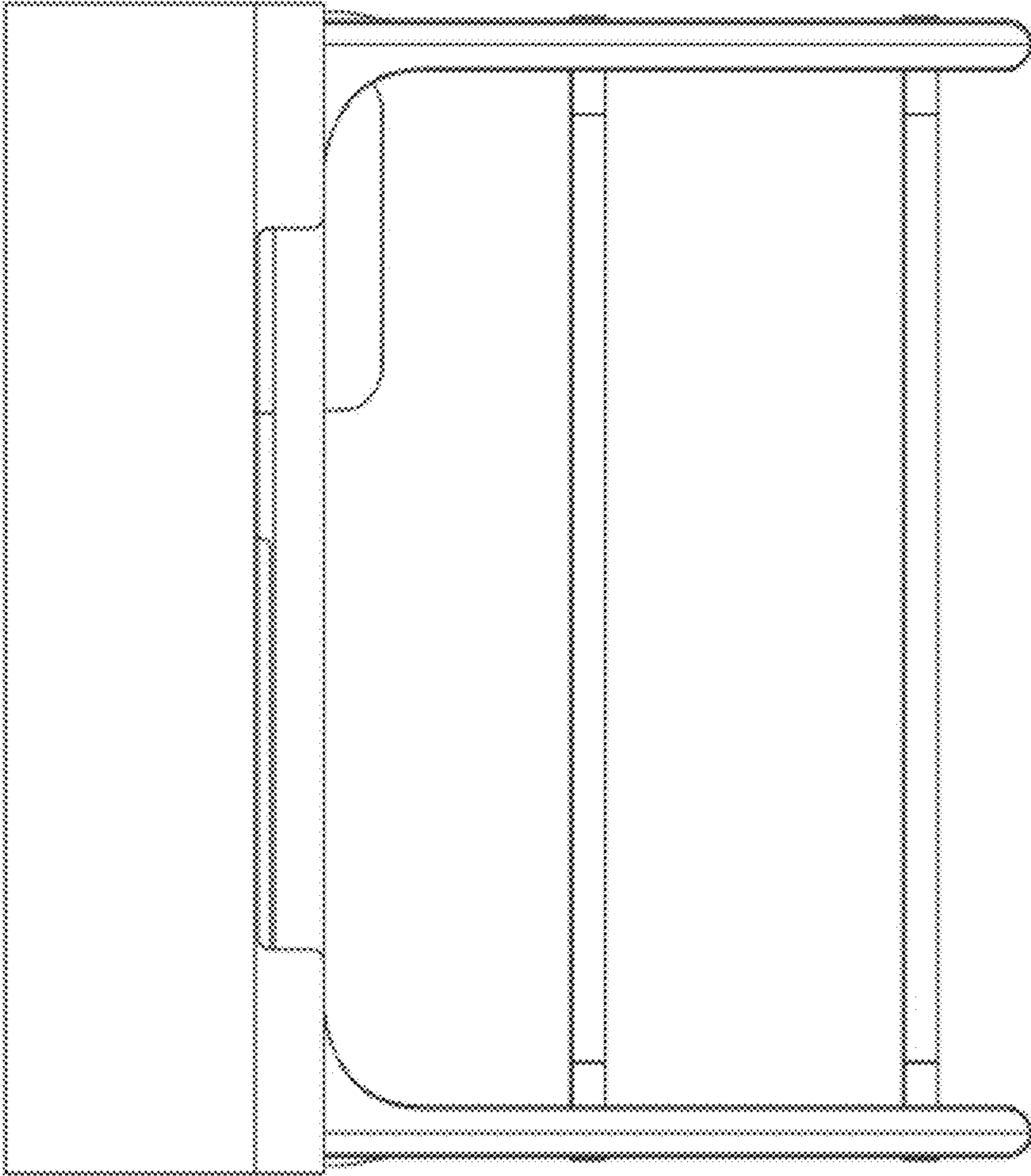


FIG. 5

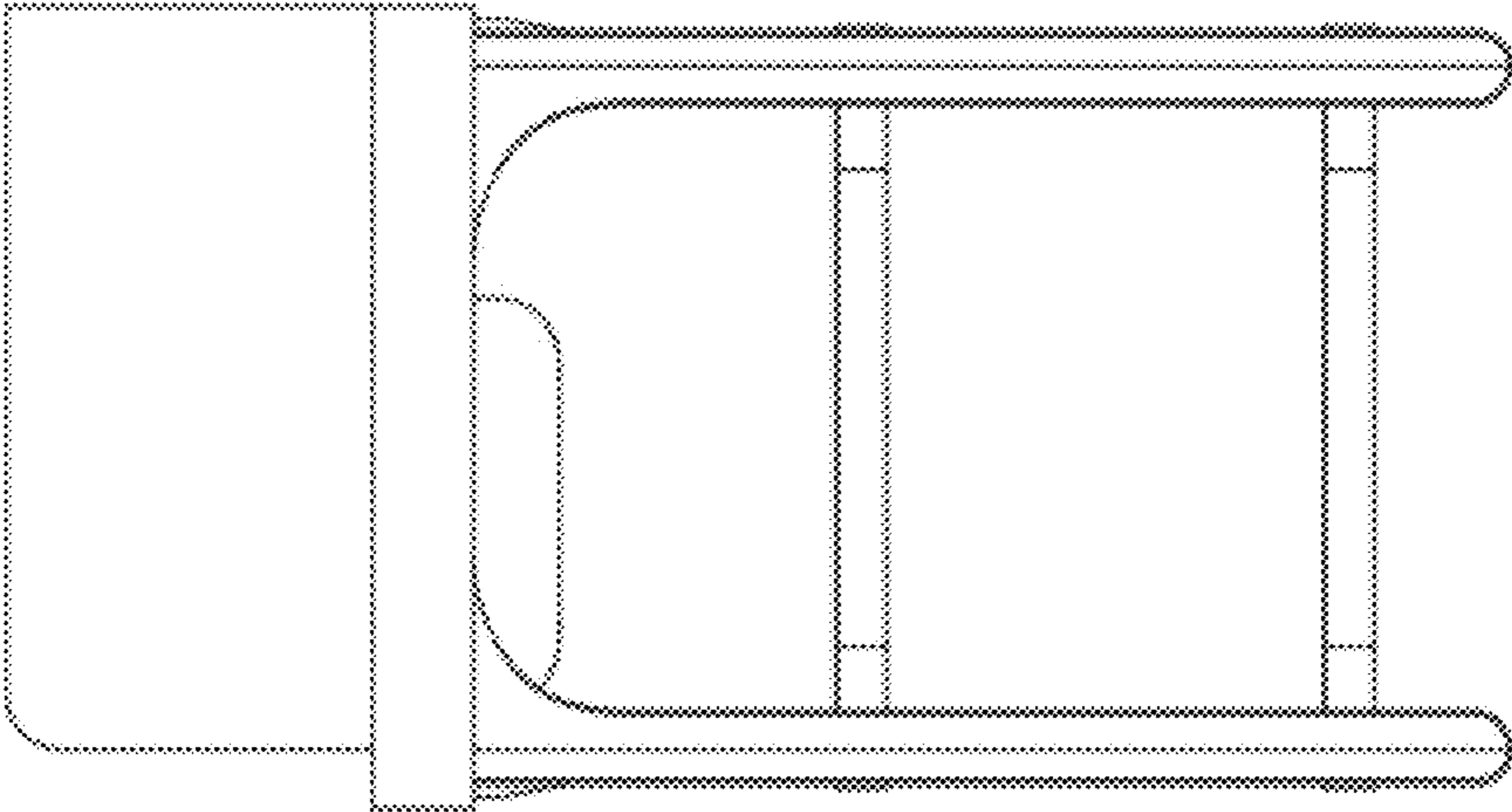


FIG. 6