

US00D676925S

(12) **United States Design Patent**
Zack et al.

(10) **Patent No.:** **US D676,925 S**
(45) **Date of Patent:** **** Feb. 26, 2013**

(54) **SAUNA EXTERIOR**

(75) Inventors: **Aaron Zack**, Overland Park, KS (US);
Doug Vandervalk, Overland Park, KS
(US); **Jasen Sappenfield**, Overland Park,
KS (US)

(73) Assignee: **Sunlighten, Inc.**, Overland Park, KS
(US)

(**) Term: **14 Years**

(21) Appl. No.: **29/426,033**

(22) Filed: **Jun. 29, 2012**

Related U.S. Application Data

(63) Continuation-in-part of application No. 29/356,445,
filed on Feb. 25, 2010, now Pat. No. Des. 663,855.

(51) **LOC (9) Cl.** **23-02**

(52) **U.S. Cl.** **D23/203**

(58) **Field of Classification Search** D24/201–205;
4/524, 526, 528, 531, 532

See application file for complete search history.

(56) **References Cited**

U.S. PATENT DOCUMENTS

232,731	A *	9/1880	Lee	4/524
3,422,465	A *	1/1969	Jones et al.	4/532
D257,490	S *	11/1980	Davis	D24/202
5,117,481	A *	5/1992	Sung	4/526

5,255,399	A *	10/1993	Park	4/524
D341,425	S *	11/1993	Lee	D24/203
D346,015	S *	4/1994	Maskell et al.	D24/203
5,511,254	A *	4/1996	O'Brien	4/532
D444,881	S *	7/2001	Jensen et al.	D24/203
D455,497	S *	4/2002	Jensen et al.	D24/203
7,458,111	B2 *	12/2008	Sappenfield et al.	4/524
D618,814	S *	6/2010	Ruhanen	D24/203
7,849,531	B2 *	12/2010	Rooke et al.	4/524

* cited by examiner

Primary Examiner — David Muller

(74) *Attorney, Agent, or Firm* — Shook Hardy & Bacon LLP

(57) **CLAIM**

The ornamental design for a sauna exterior, as shown and described.

DESCRIPTION

FIG. 1 is a top left side exterior perspective view of the sauna of the present invention;

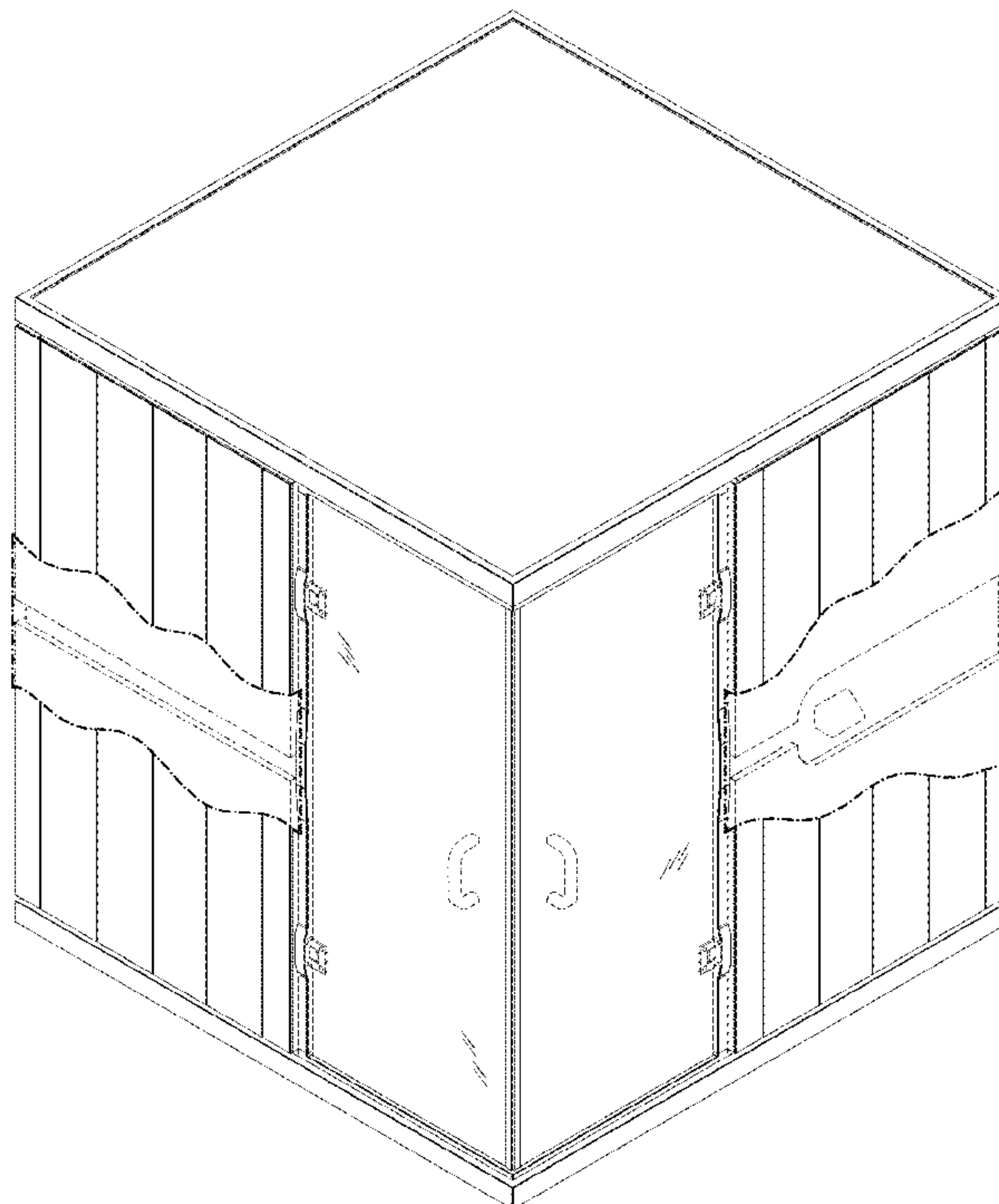
FIG. 2 is a front exterior elevation view thereof; and,

FIG. 3 is a left exterior elevation view thereof.

The long and short broken lines are boundary lines which define the bounds of the claimed design. These boundaries do not exist in reality in the article embodying the design. It is understood that the claimed design extends to these boundaries but do not include the boundaries.

The broken lines shown in the drawings are directed to environment, are for informational purposes only, and form no part of the claimed design.

1 Claim, 2 Drawing Sheets



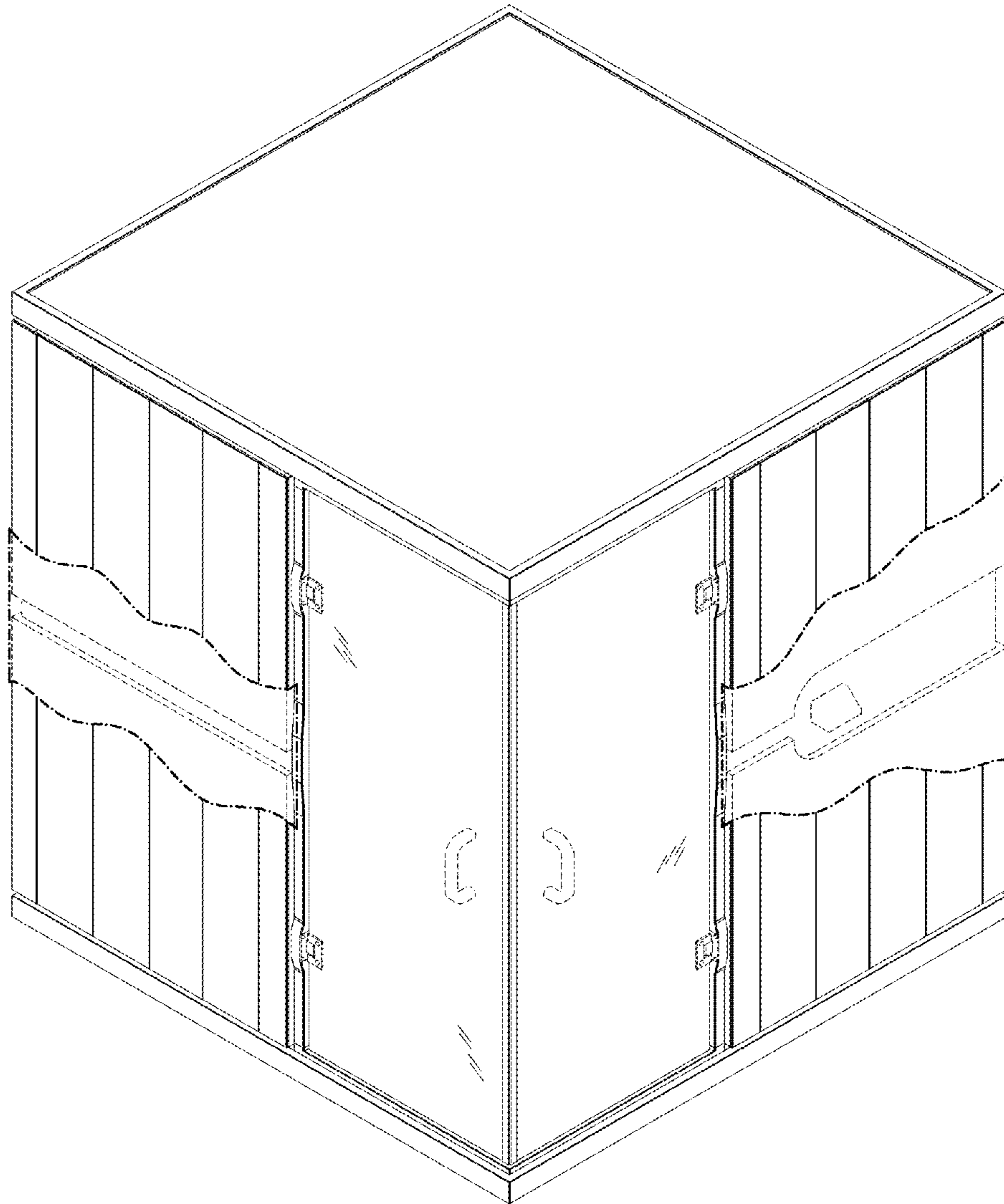


FIG. 1

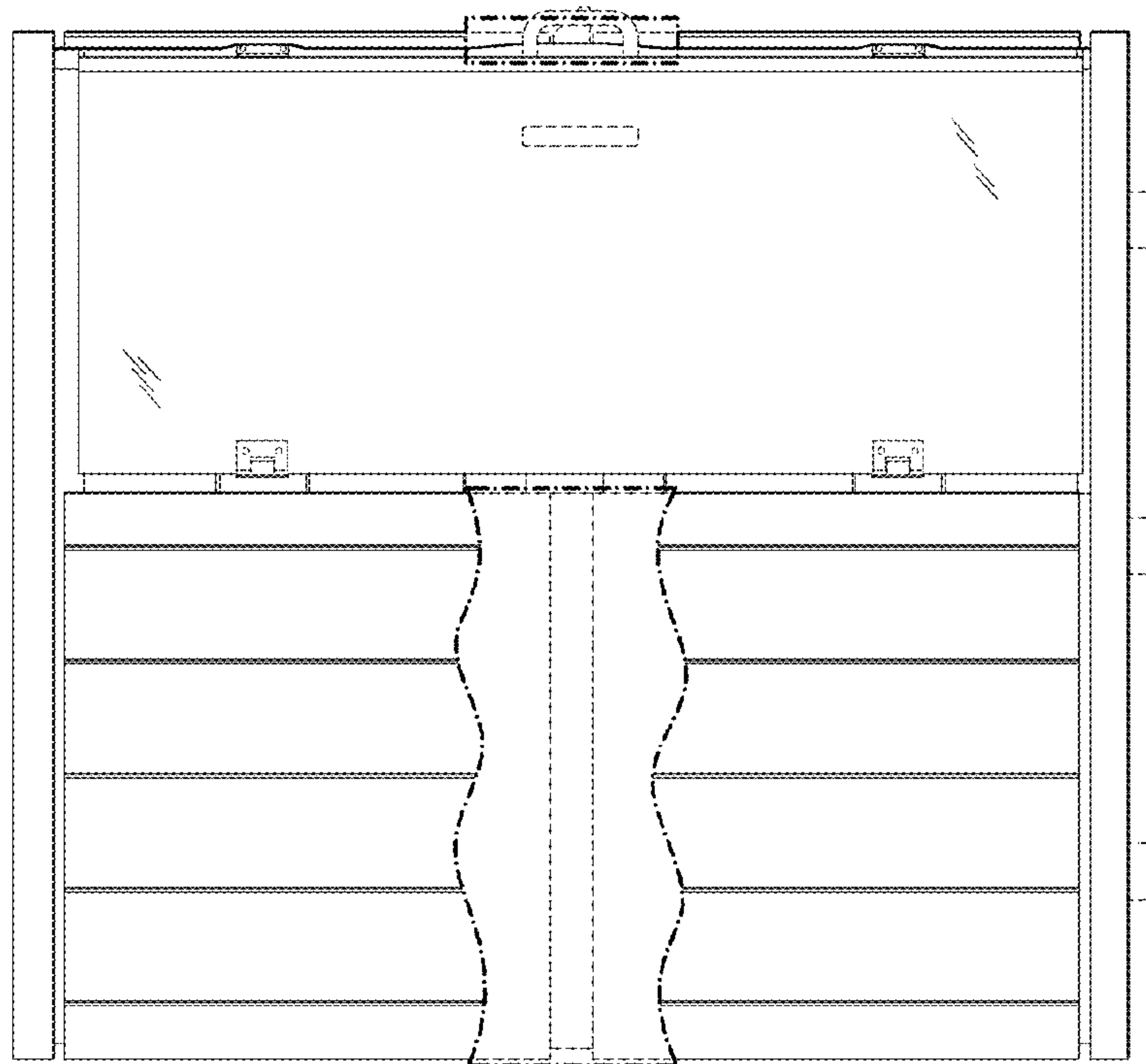


FIG. 3

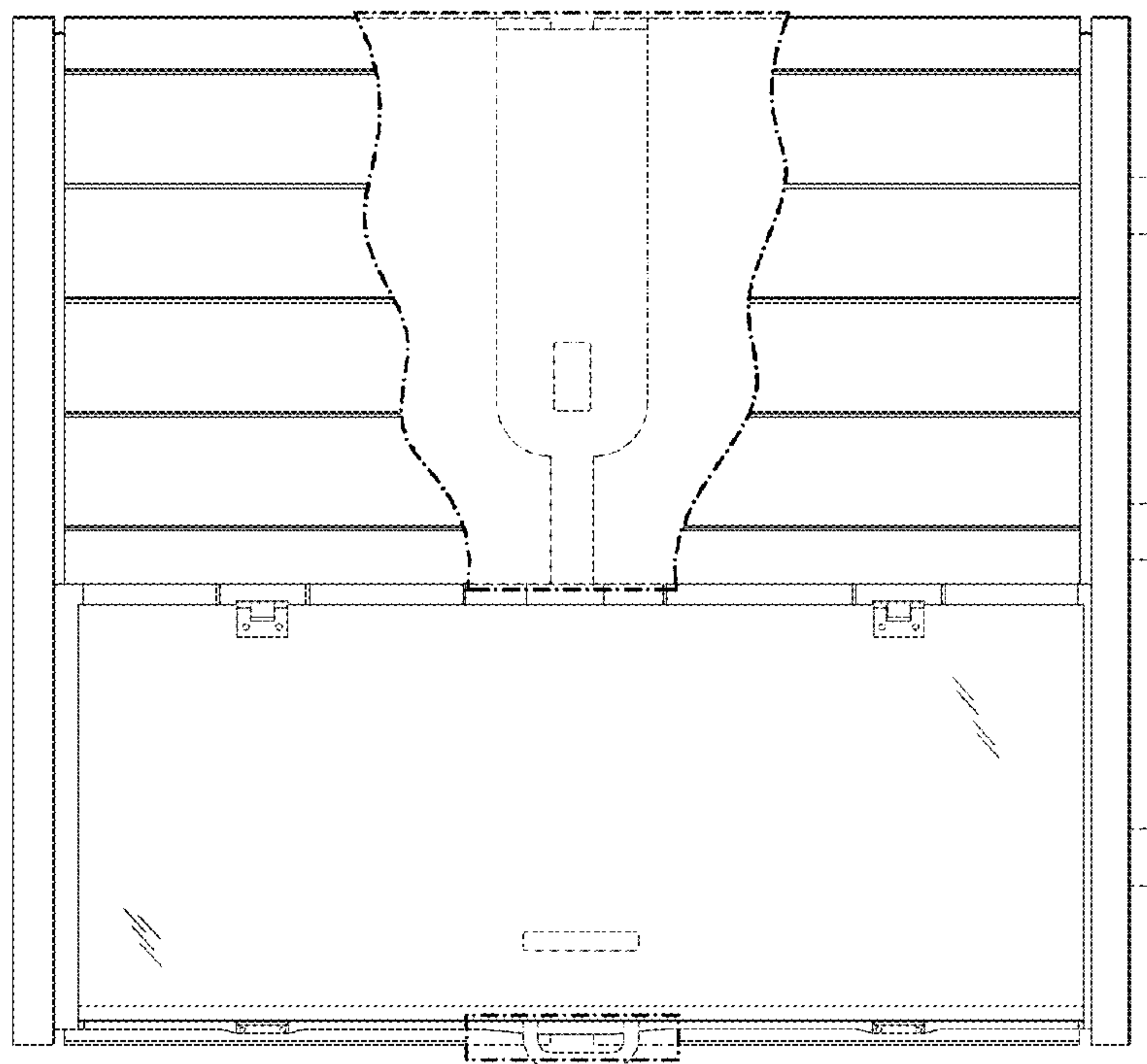


FIG. 2