



US00D676922S

(12) **United States Design Patent**
Estes et al.

(10) **Patent No.:** **US D676,922 S**
(45) **Date of Patent:** **** Feb. 26, 2013**

(54) **ANIMAL REPELLING FUNNEL**

(76) Inventors: **David Estes**, Center, TX (US); **Mike Estes**, Shelbyville, TX (US)

(**) Term: **14 Years**

(21) Appl. No.: **29/422,518**

(22) Filed: **May 22, 2012**

(51) **LOC (9) Cl.** **22-06**

(52) **U.S. Cl.** **D22/120**

(58) **Field of Classification Search** D22/119–124;
43/107, 112–113, 132.1, 124; D7/700; 181/177
See application file for complete search history.

(56) **References Cited**

U.S. PATENT DOCUMENTS

571,925	A *	11/1896	Lynch	43/131
2,725,665	A *	12/1955	Mullen et al.	43/131
5,379,545	A *	1/1995	Gall et al.	43/131
D370,247	S *	5/1996	Shammas	D22/120
D498,992	S *	11/2004	Bloom	D7/700
D576,848	S *	9/2008	Williams	D7/700
7,708,112	B2 *	5/2010	Geddes	181/177
D654,979	S *	2/2012	Smith et al.	D22/120

* cited by examiner

Primary Examiner — Catheri Oliver-Garcia

(74) *Attorney, Agent, or Firm* — R. Keith Harrison

(57) **CLAIM**

An ornamental design for an animal repelling funnel, as shown and described.

DESCRIPTION

FIG. 1 is a front perspective view of the animal repelling funnel;

FIG. 2 is a rear view of the animal repelling funnel;


FIG. 3 is a side view of the animal repelling funnel;

FIG. 4 is a front view of the animal repelling funnel; and,

FIG. 5 is a side view of an animal feeder having multiple animal feeder legs (illustrated in phantom), with an animal repelling funnel fitted in place on each animal feeder leg, which animal feeder and animal feeder legs form no part of the claimed design.

The drawings include depictions of an animal feeder having multiple animal feeder legs, which animal feeder is shown in phantom lines and does not form a part of the claimed design.

1 Claim, 1 Drawing Sheet



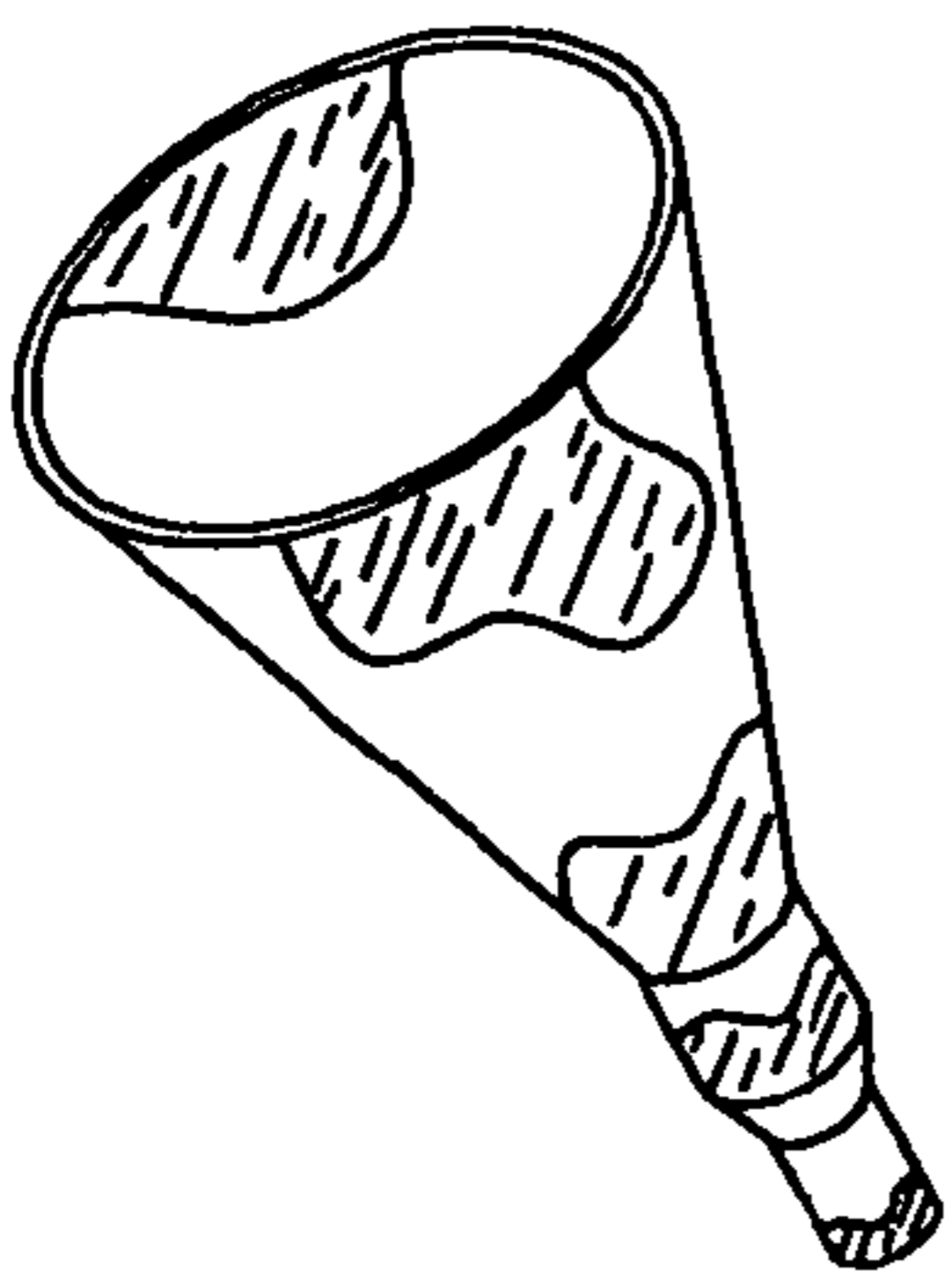


FIG. 1

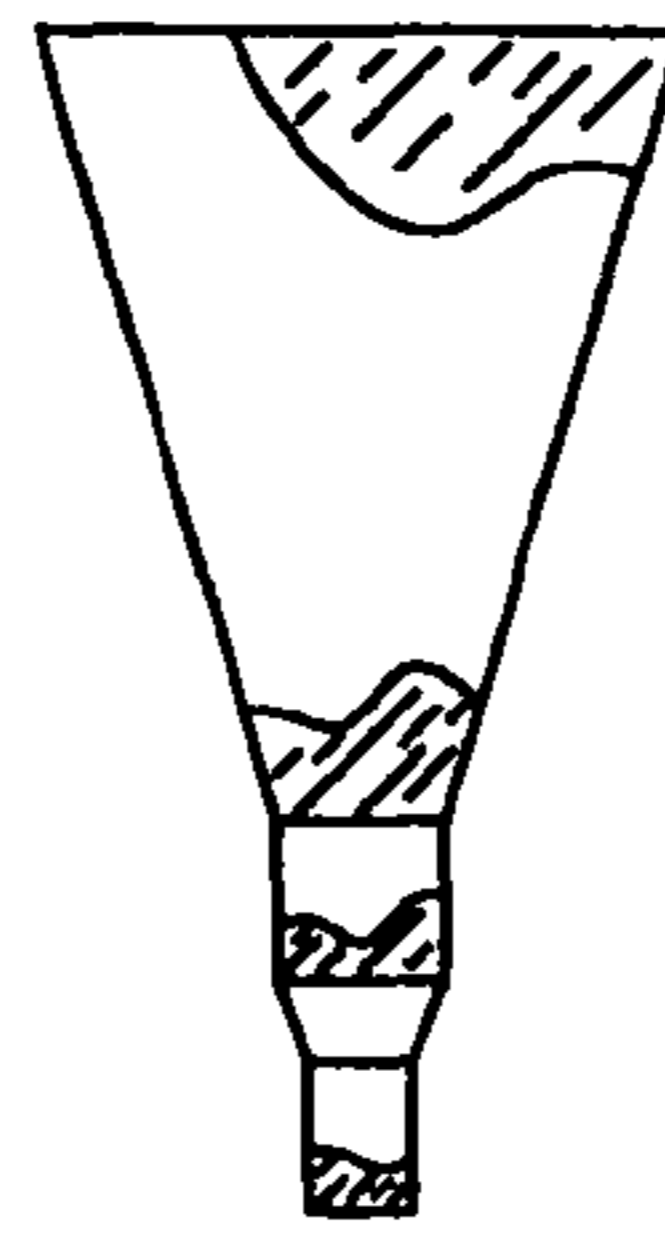


FIG. 3

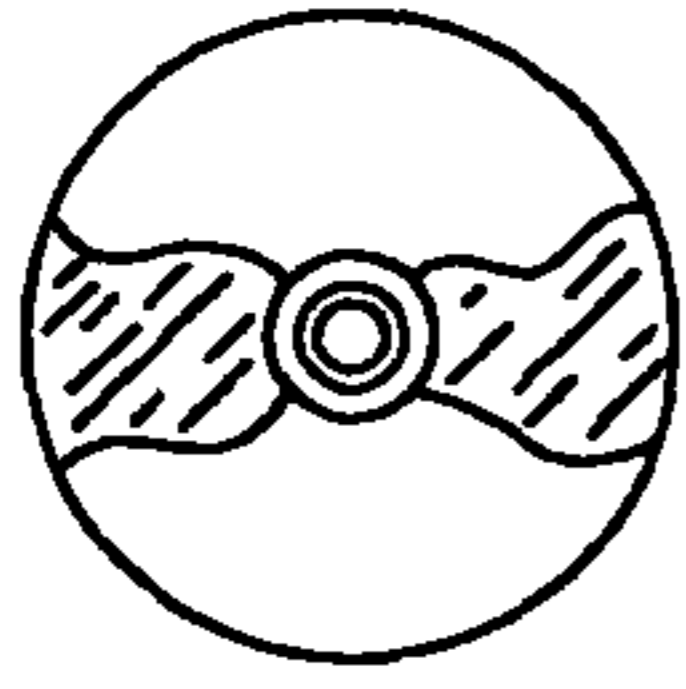


FIG. 2

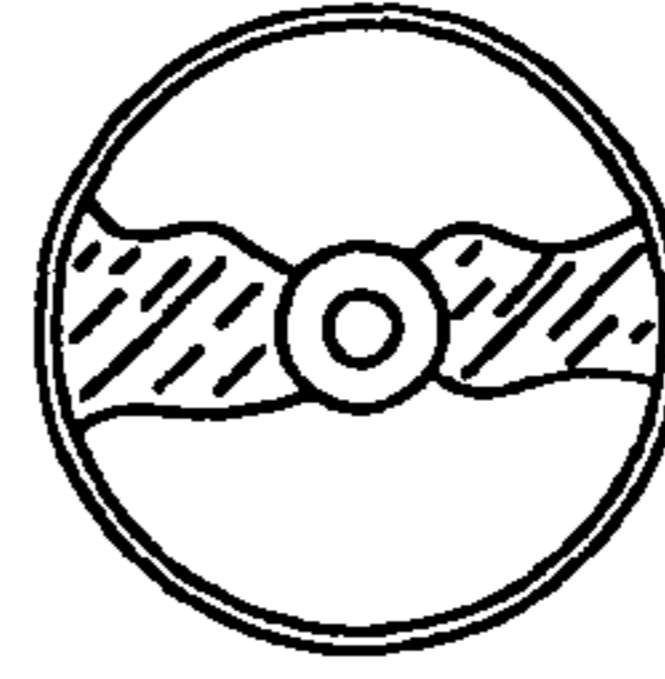


FIG. 4

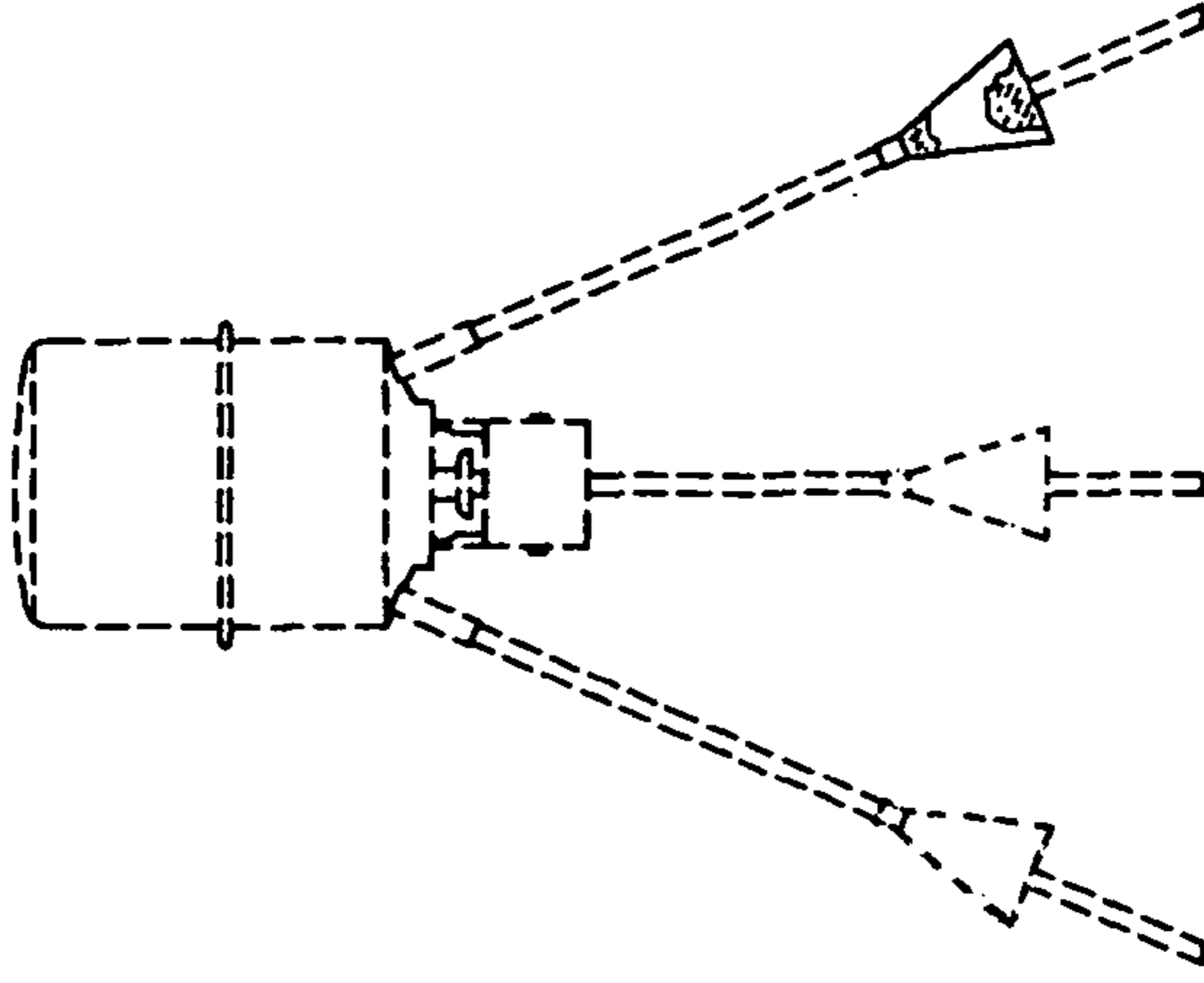


FIG. 5