



US00D676893S

(12) **United States Design Patent**
Fairburn

(10) **Patent No.:** **US D676,893 S**

(45) **Date of Patent:** **** Feb. 26, 2013**

(54) **MOUNT FOR MULTIPLE CAMERAS
CAPTURING 3D CONTENT**

(75) **Inventor:** **B. Sean Fairburn**, Ponchatoula, LA
(US)

(73) **Assignee:** **Multiple InterOcular 3-D, L.L.C.**,
Ponchatoula, LA (US)

(**) **Term:** **14 Years**

(21) **Appl. No.:** **29/389,230**

(22) **Filed:** **Apr. 7, 2011**

(51) **LOC (9) Cl.** **16-05**

(52) **U.S. Cl.** **D16/242**

(58) **Field of Classification Search** D16/235,
D16/242, 243, 245; 248/176.1, 187.1; 348/373;
396/419

See application file for complete search history.

(56) **References Cited**

U.S. PATENT DOCUMENTS

D212,803	S	*	11/1968	Woodruff	D16/235
D540,367	S	*	4/2007	Dittmer	D16/242
7,222,827	B2	*	5/2007	Crain et al.	248/187.1
D602,514	S	*	10/2009	Dittmer	D16/235
7,661,221	B2	*	2/2010	Holmberg	396/419
D621,865	S	*	8/2010	Chidester	D16/245
D624,578	S	*	9/2010	Smith	D16/242

* cited by examiner

Primary Examiner — Adir Aronovich

(74) *Attorney, Agent, or Firm* — Osha Liang LLP

(57) **CLAIM**

The ornamental design for a mount for multiple cameras capturing 3D content, as shown and described.

DESCRIPTION

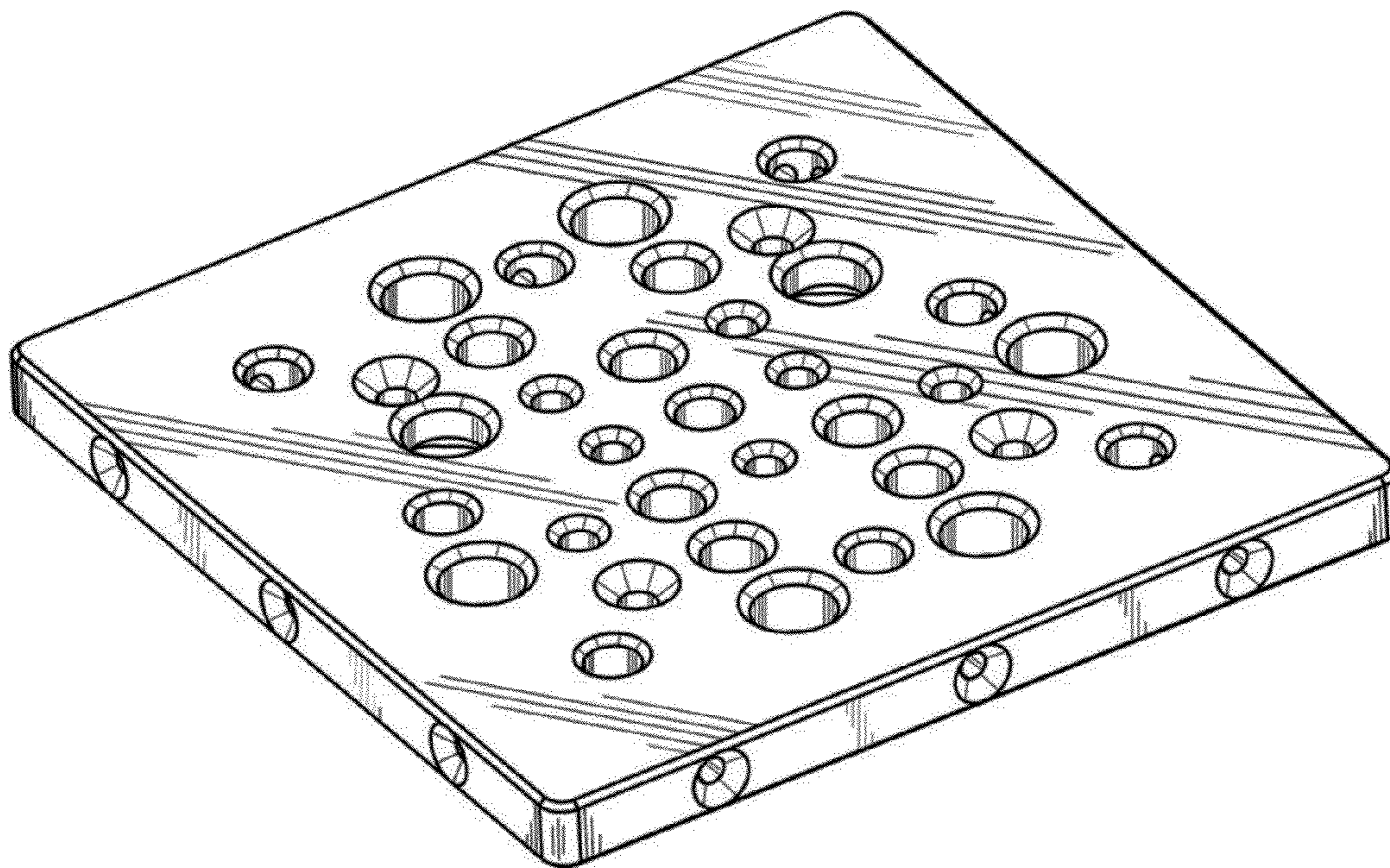
FIG. 1 shows a perspective view of a mount for multiple cameras capturing 3D content according to my invention.

FIG. 2 shows a top plan view thereof.

FIG. 3 shows a bottom plan view thereof; and,

FIG. 4 shows a side elevational view thereof.

1 Claim, 2 Drawing Sheets



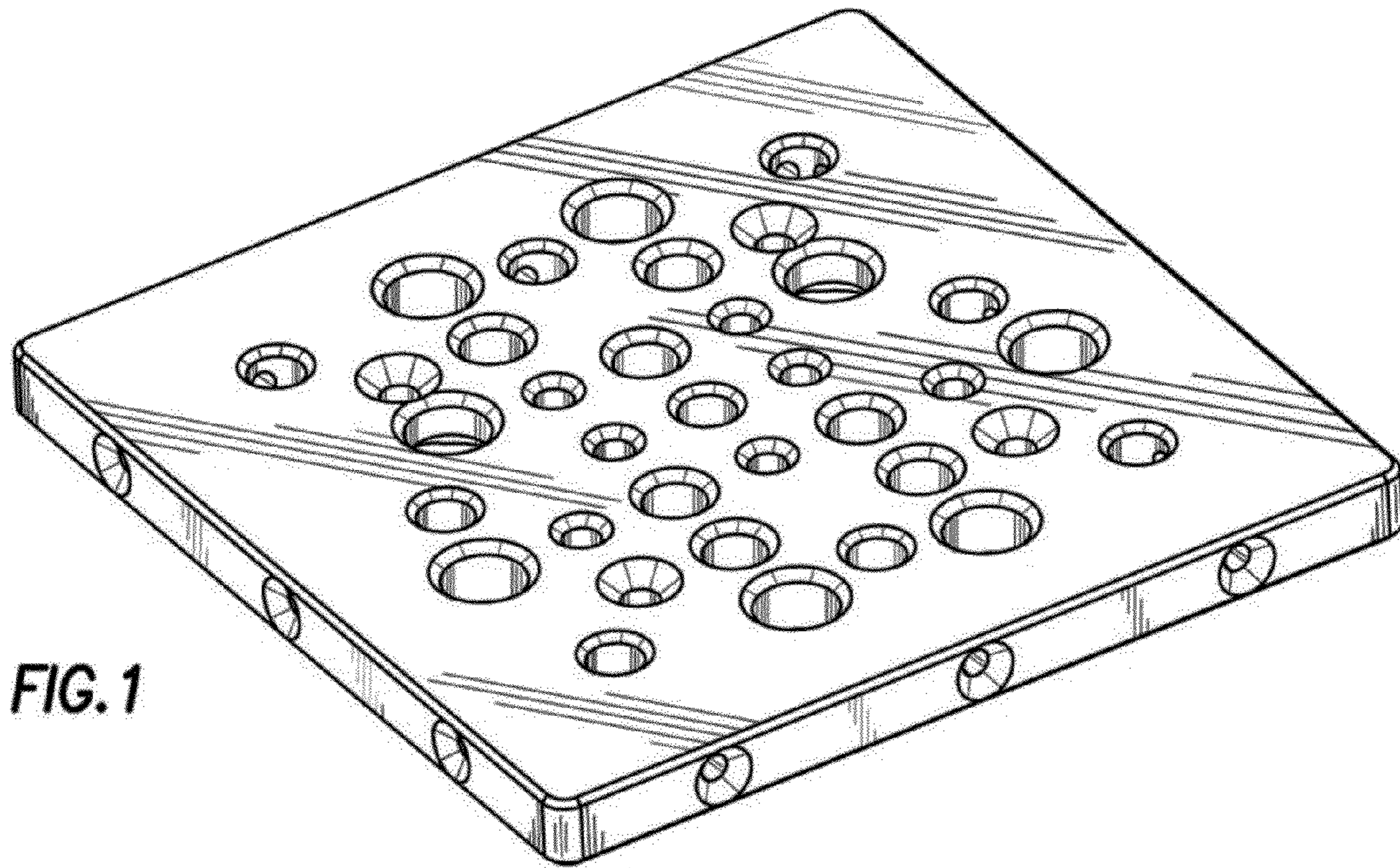


FIG. 1

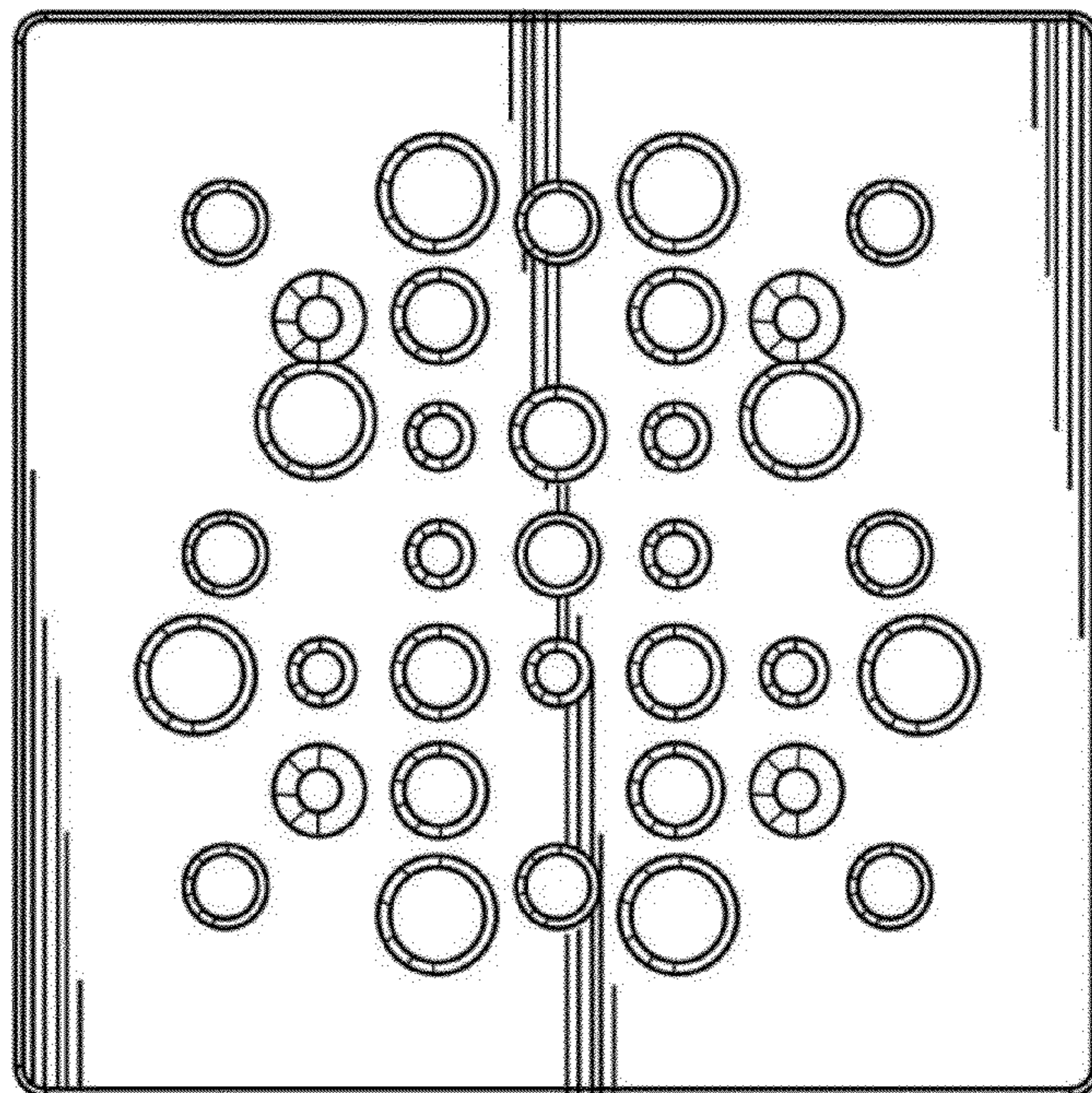


FIG. 2

FIG.3

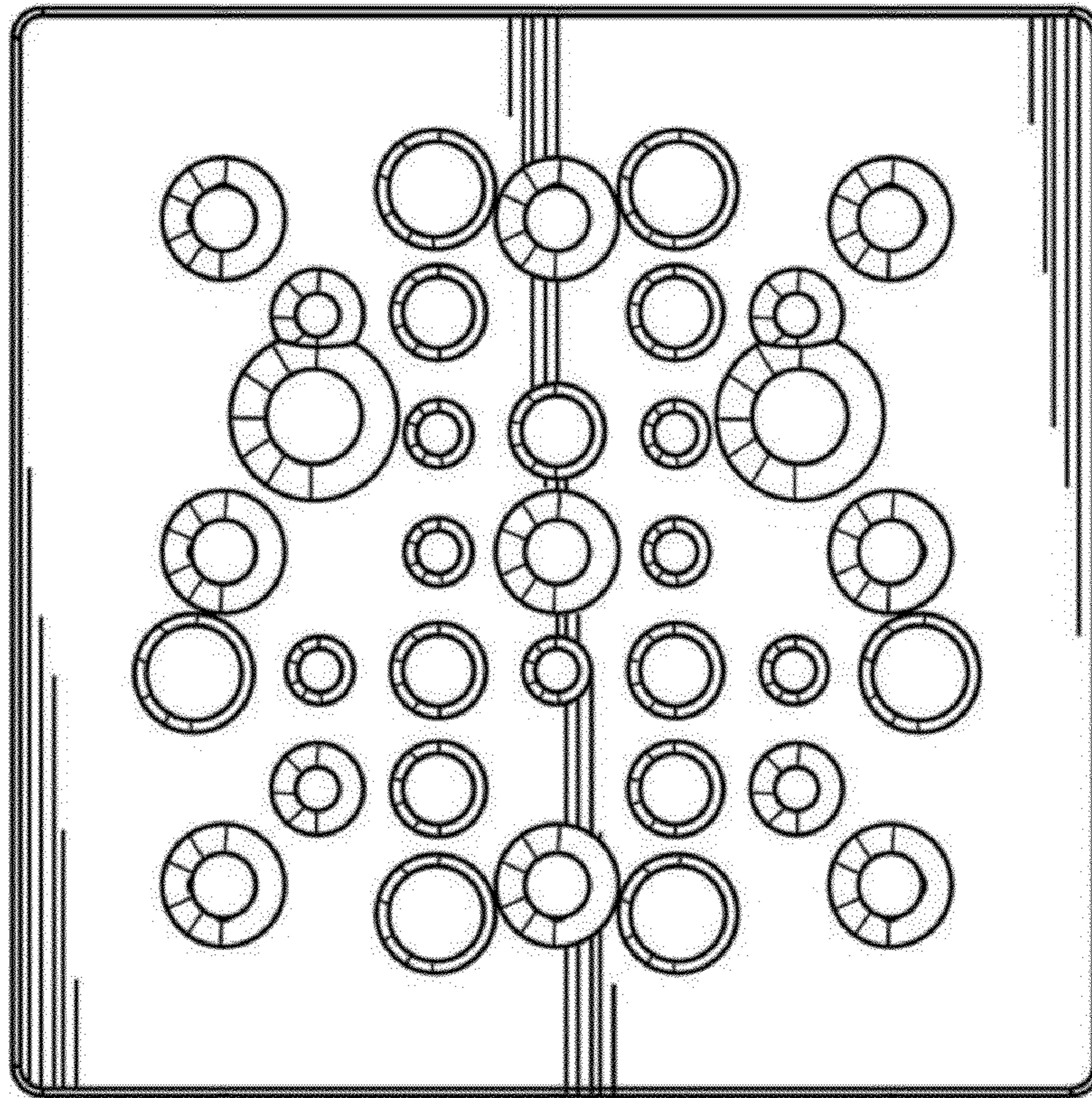


FIG.4