



US00D676881S

(12) **United States Design Patent**  
**Mueller**

(10) **Patent No.:** **US D676,881 S**

(45) **Date of Patent:** **\*\* Feb. 26, 2013**

(54) **MACHINE TOOL UNIT**

(75) Inventor: **Robert Mueller**, Roth (DE)

(73) Assignee: **TRUMPF Werkzeugmaschinen GmbH + Co. KG**, Ditzingen (DE)

(\*\*) Term: **14 Years**

(21) Appl. No.: **29/389,423**

(22) Filed: **Apr. 12, 2011**

(51) **LOC (9) Cl.** ..... **15-09**

(52) **U.S. Cl.** ..... **D15/122; D15/127**

(58) **Field of Classification Search** ..... D15/122,  
D15/124, 127, 128, 130, 131; 29/30, 39,  
29/50, 563-566; 82/117, 118, 133, 134,  
82/138, 149, 152; 198/860.3; 210/400;  
219/121.6-121.86; 372/9, 19, 29, 92, 99,  
372/107-109; 483/17-57; 714/48

See application file for complete search history.

D636,796 S \* 4/2011 Hiroshima et al. .... D15/122  
D637,631 S \* 5/2011 Hiroshima et al. .... D15/122  
D638,449 S \* 5/2011 Schindler et al. .... D15/122

**OTHER PUBLICATIONS**

“TruBend: Mehr Freiheit beim Biegen”, published by TRUMPF Werkzeugmaschinen Deutschland Vertrieb + Service GmbH + Co. KG, Identification No. 0372725-50-11-07-F, Nov. 2007.

“TRUMPF BendMaster: Schnell and flexibel—die automatische Biegezone, Automatisierungskomponente fuer TrumaBend Abkantpressen”, published by TRUMPF Werkzeugmaschinen GmbH + Co. KG, Identification No. 355536-30-10-04-F, Oct. 2004.

\* cited by examiner

*Primary Examiner* — Patricia Palasik

(74) *Attorney, Agent, or Firm* — Michael D. Bednarek; Axinn Veltrop & Harkrider LLP

(57) **CLAIM**

The ornamental design for a machine tool unit, as shown and described.

**DESCRIPTION**

FIG. 1 is a front left side perspective view of a machine tool unit showing my new design;

FIG. 2 is a left side elevation view thereof;

FIG. 3 is a right side elevation view thereof;

FIG. 4 is a front elevation view thereof;

FIG. 5 is a rear elevation view thereof;

FIG. 6 is a top plan view thereof; and,

FIG. 7 is a bottom plan view thereof.

The broken lines in the drawings depict unclaimed environmental subject matter.

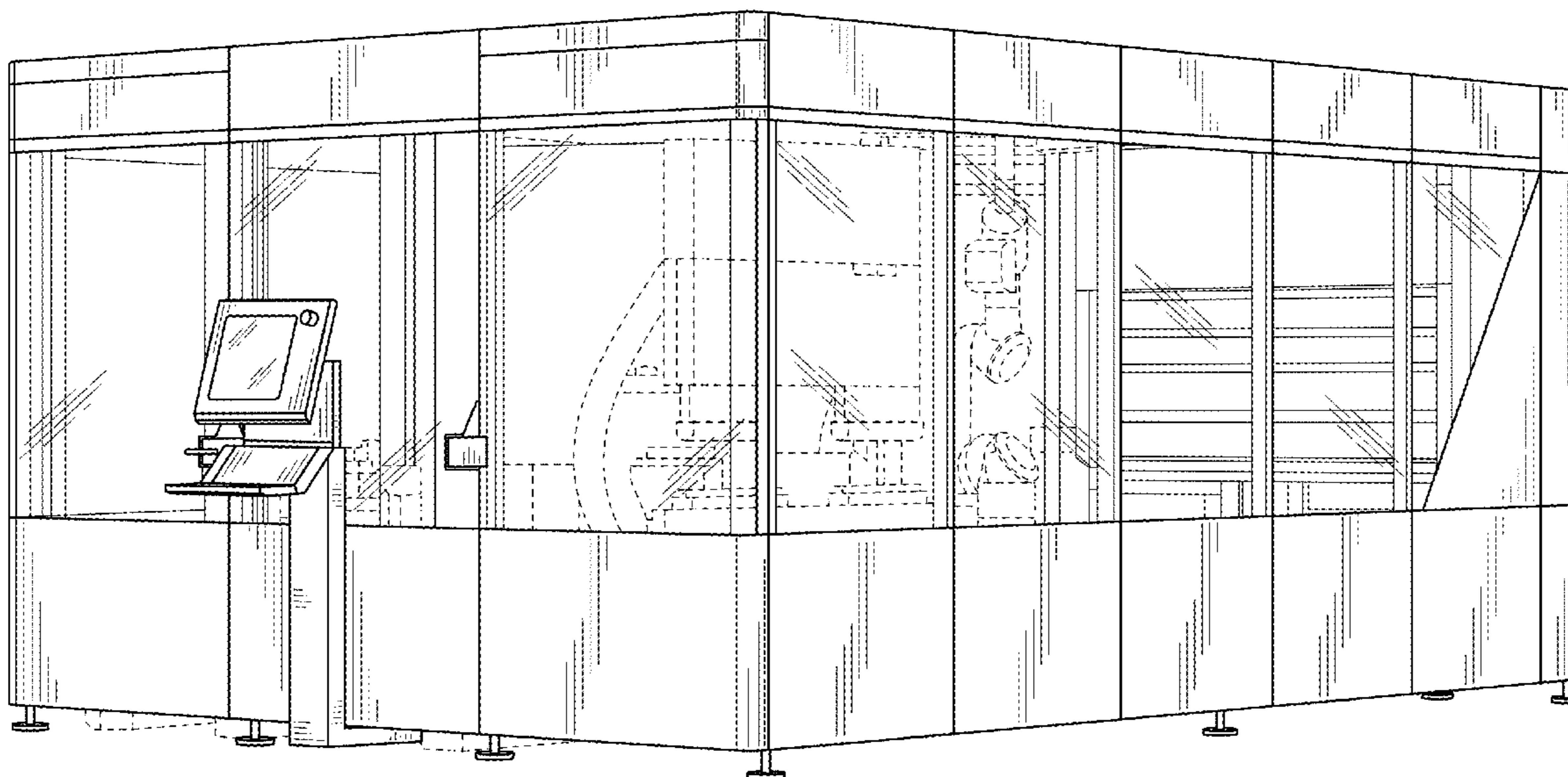
The machine tool unit is used for industrial manufacturing.

**1 Claim, 7 Drawing Sheets**

(56) **References Cited**

**U.S. PATENT DOCUMENTS**

D245,007 S *	7/1977	Cunningham	.....	D15/122
D306,865 S *	3/1990	Brown et al.	.....	D15/130
D388,103 S *	12/1997	Gotou et al.	.....	D15/122
D419,573 S *	1/2000	Kawahara et al.	.....	D15/122
D464,363 S *	10/2002	Saito et al.	.....	D15/122
D548,755 S *	8/2007	Takeshima et al.	.....	D15/122
D559,871 S *	1/2008	Kittaka et al.	.....	D15/122
D567,263 S *	4/2008	Sugihara et al.	.....	D15/122
D578,144 S *	10/2008	Arisue et al.	.....	D15/122
D584,322 S *	1/2009	Arisue et al.	.....	D15/122
D588,173 S *	3/2009	Arisue et al.	.....	D15/122
D627,375 S *	11/2010	Jacquet et al.	.....	D15/122



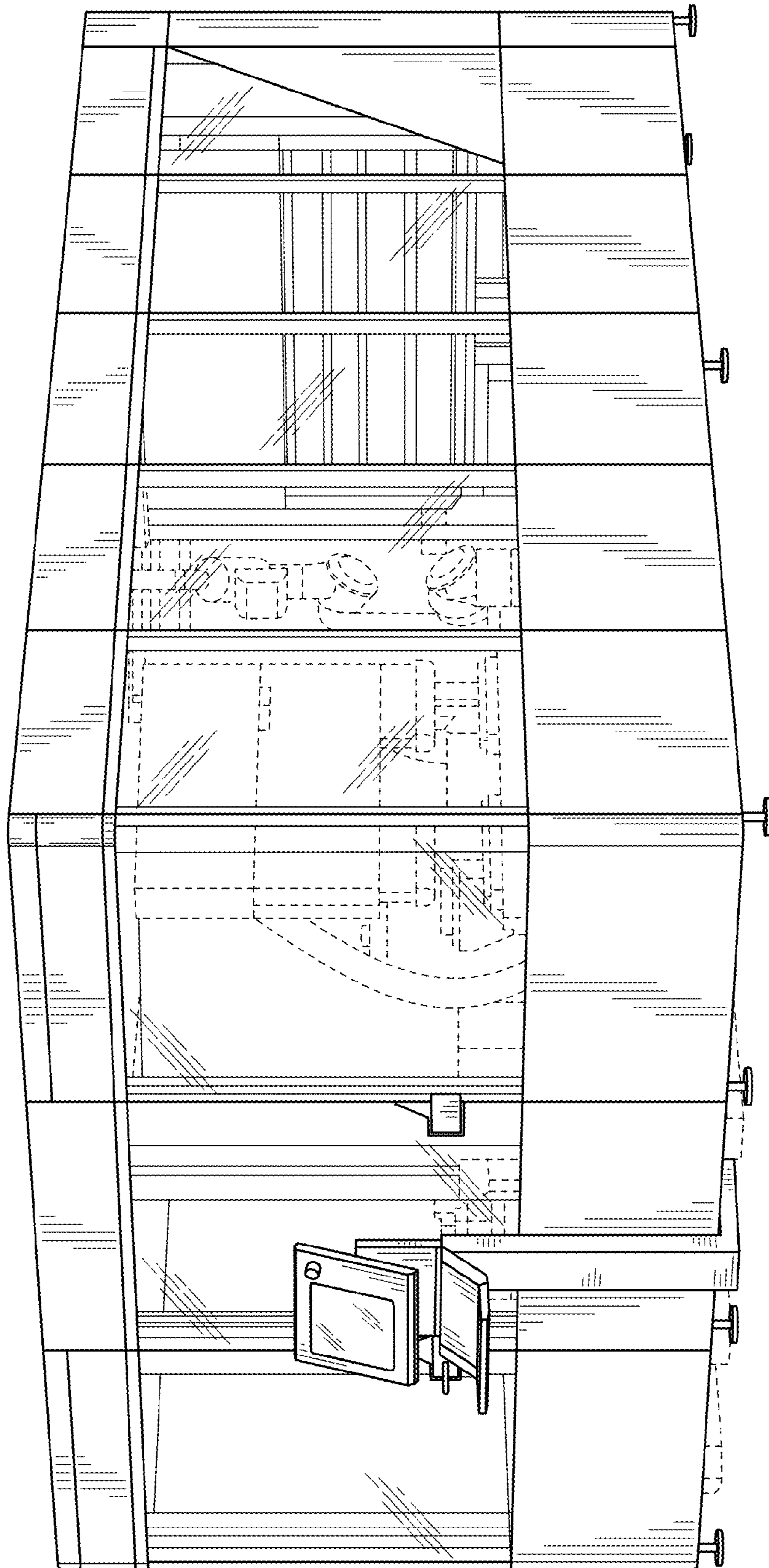


FIG. 1

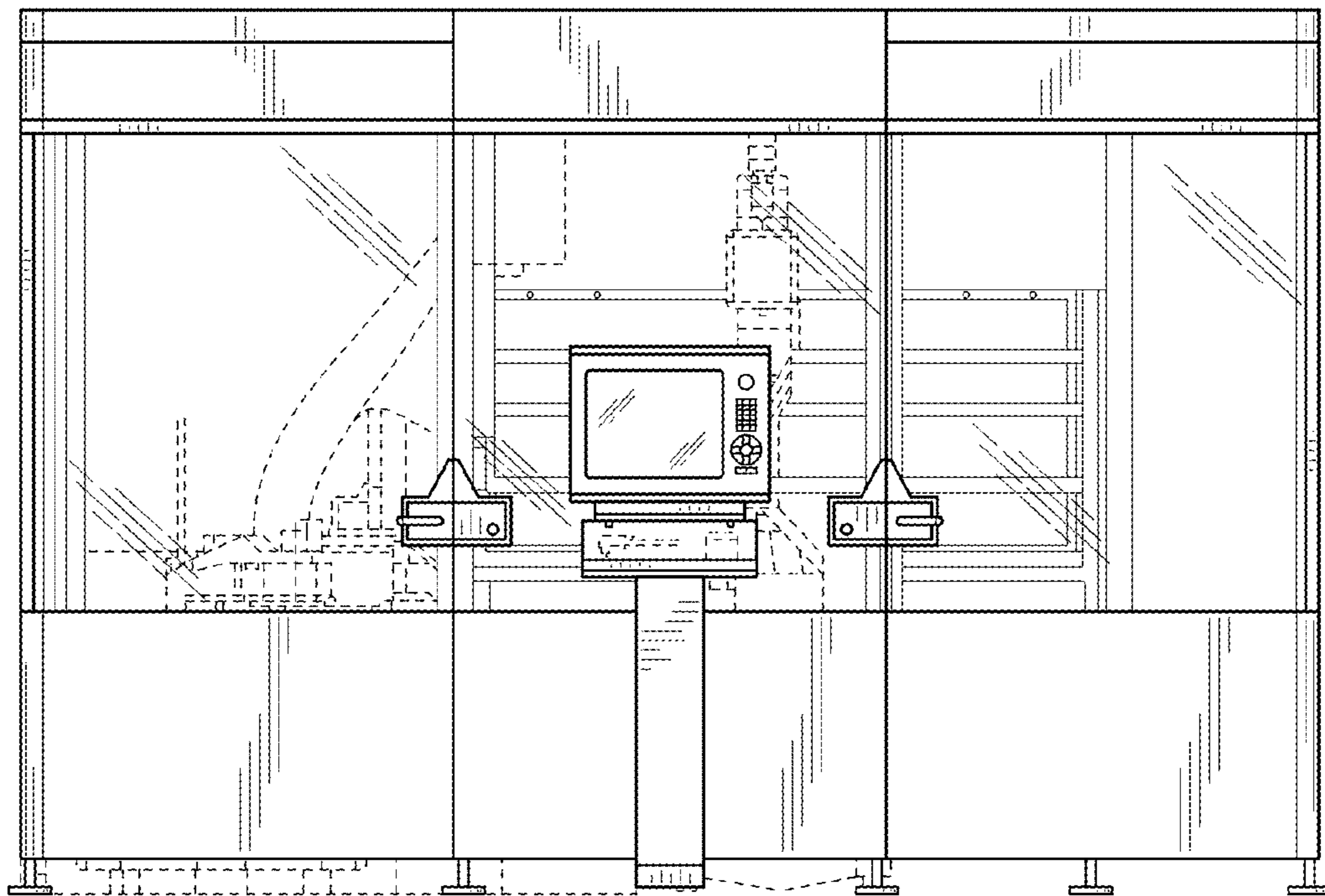


FIG. 2

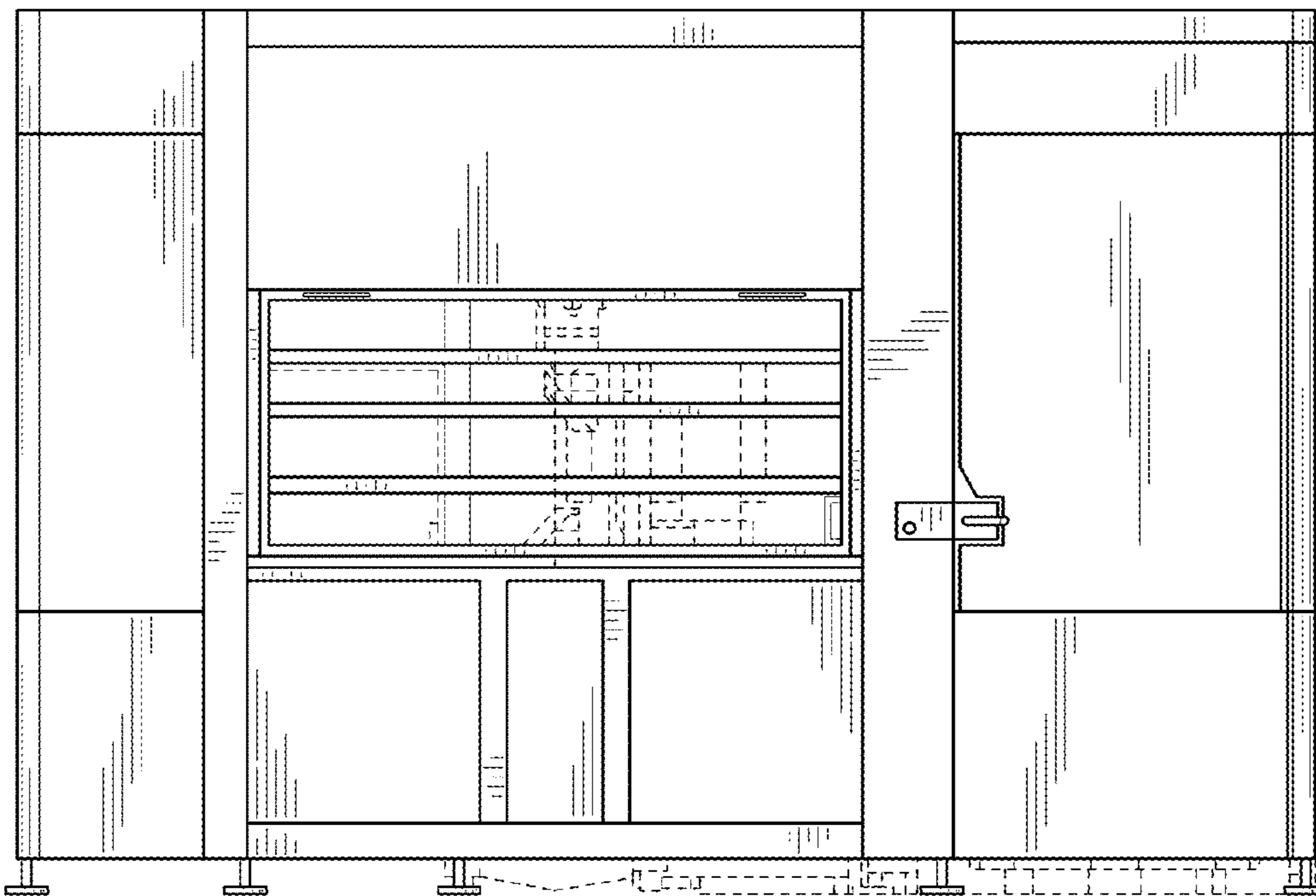


FIG. 3



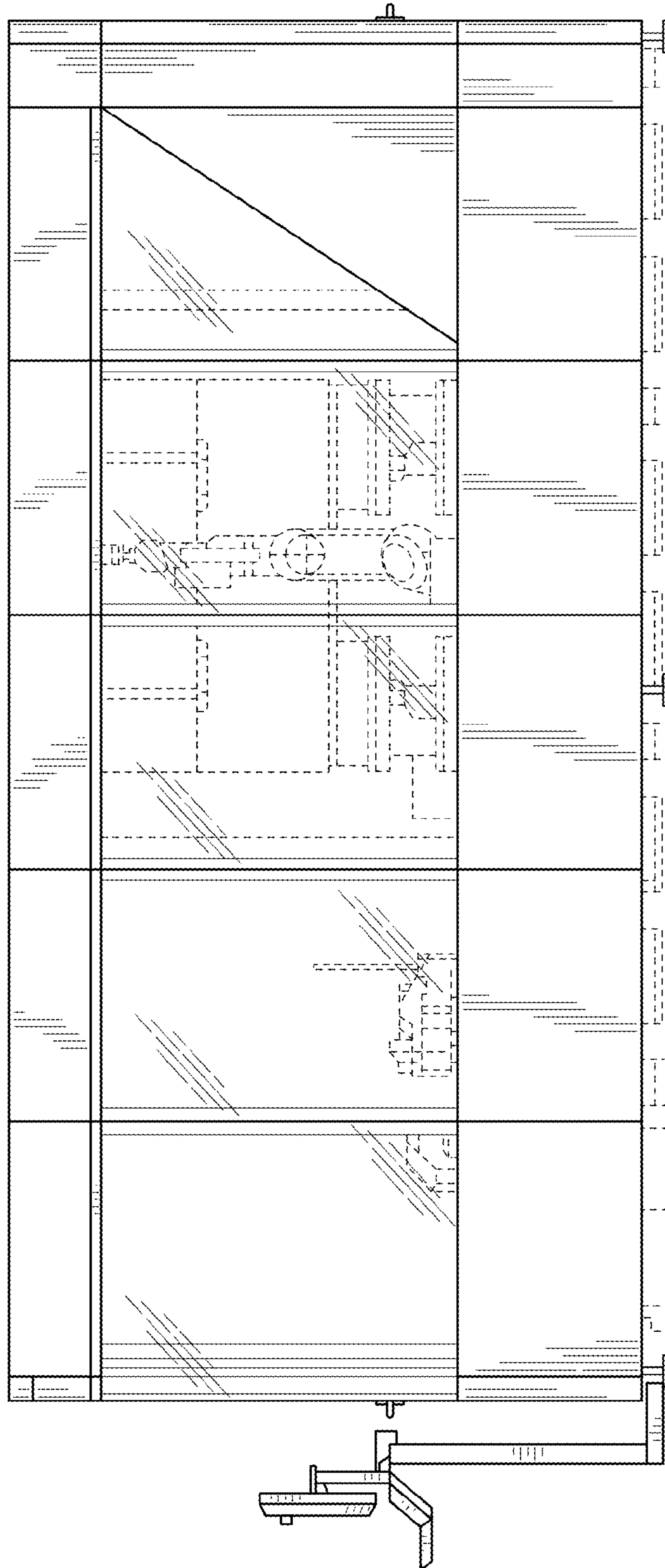


FIG. 4

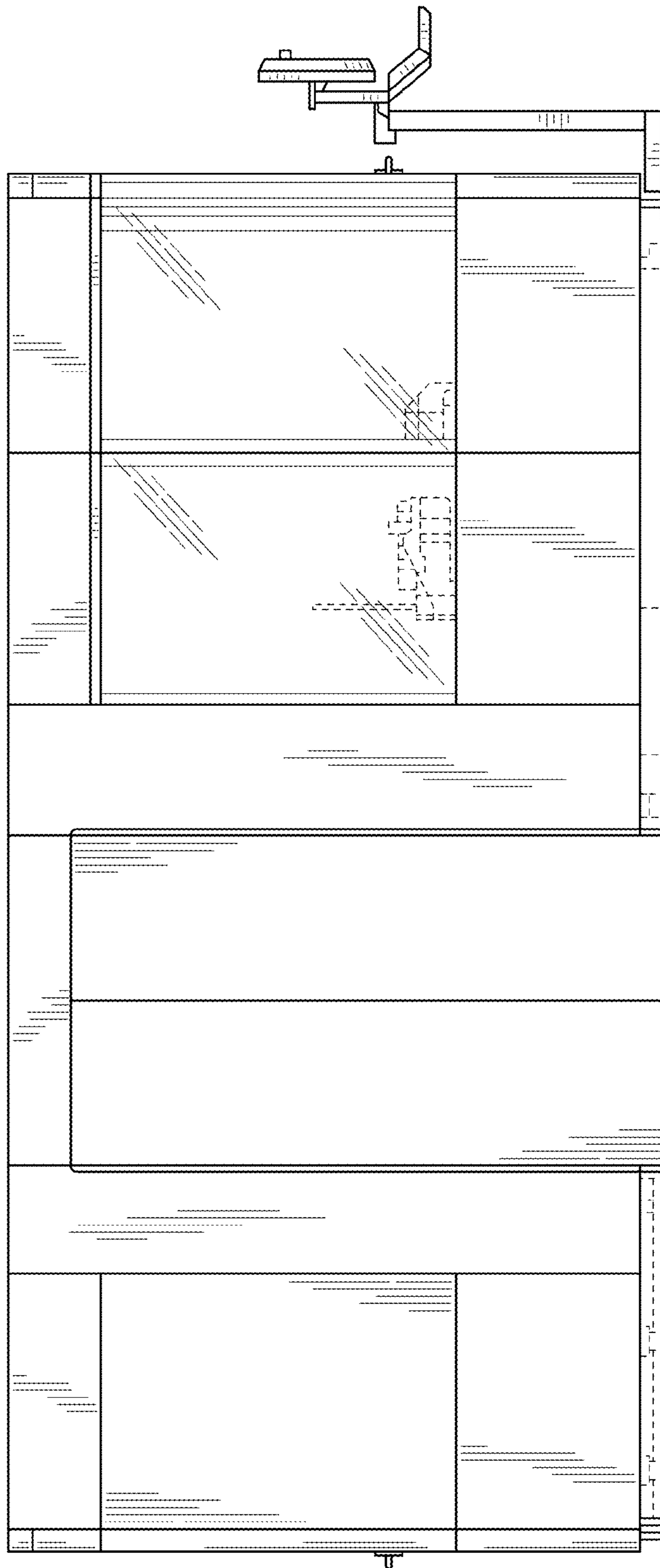


FIG. 5

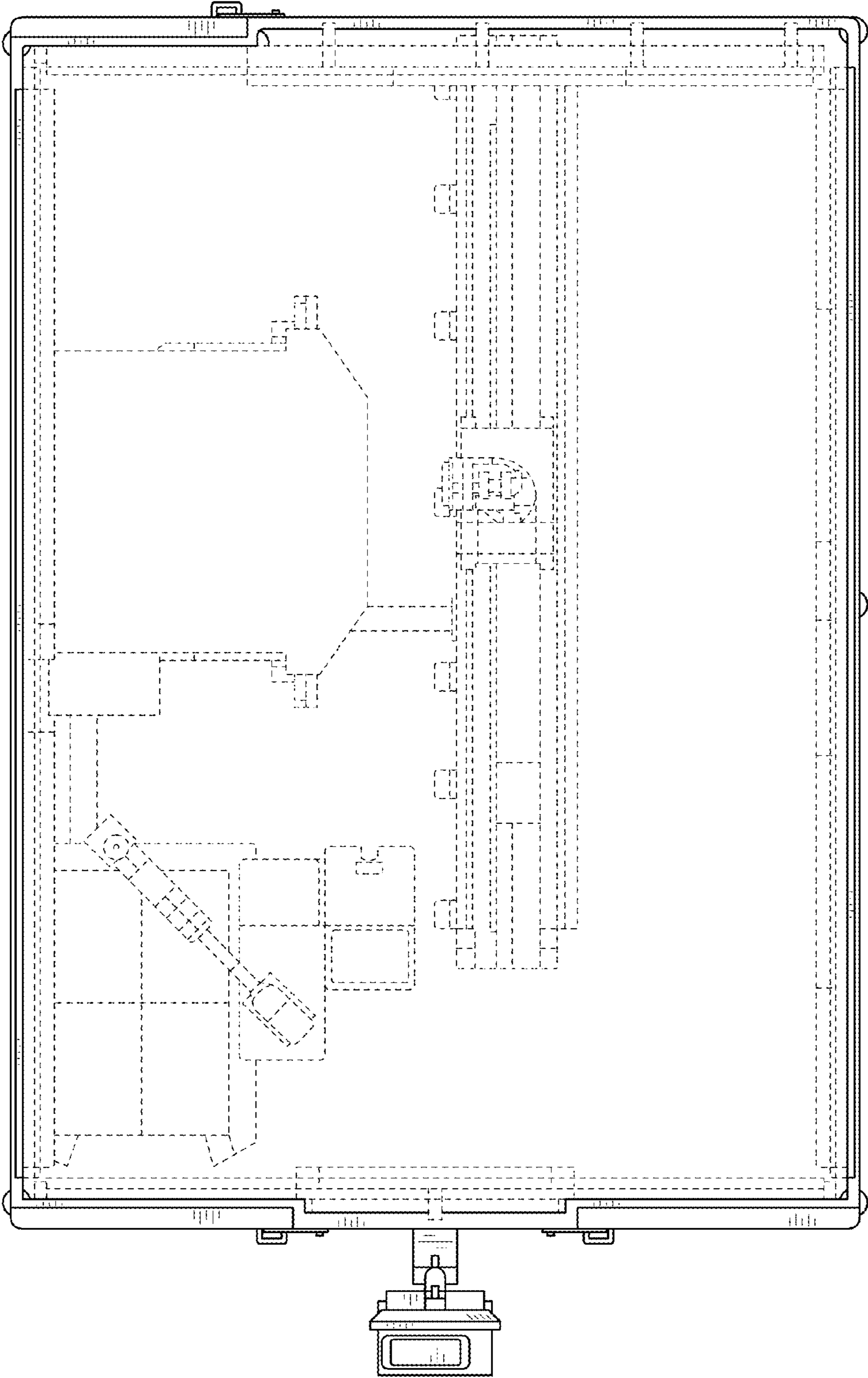


FIG. 6

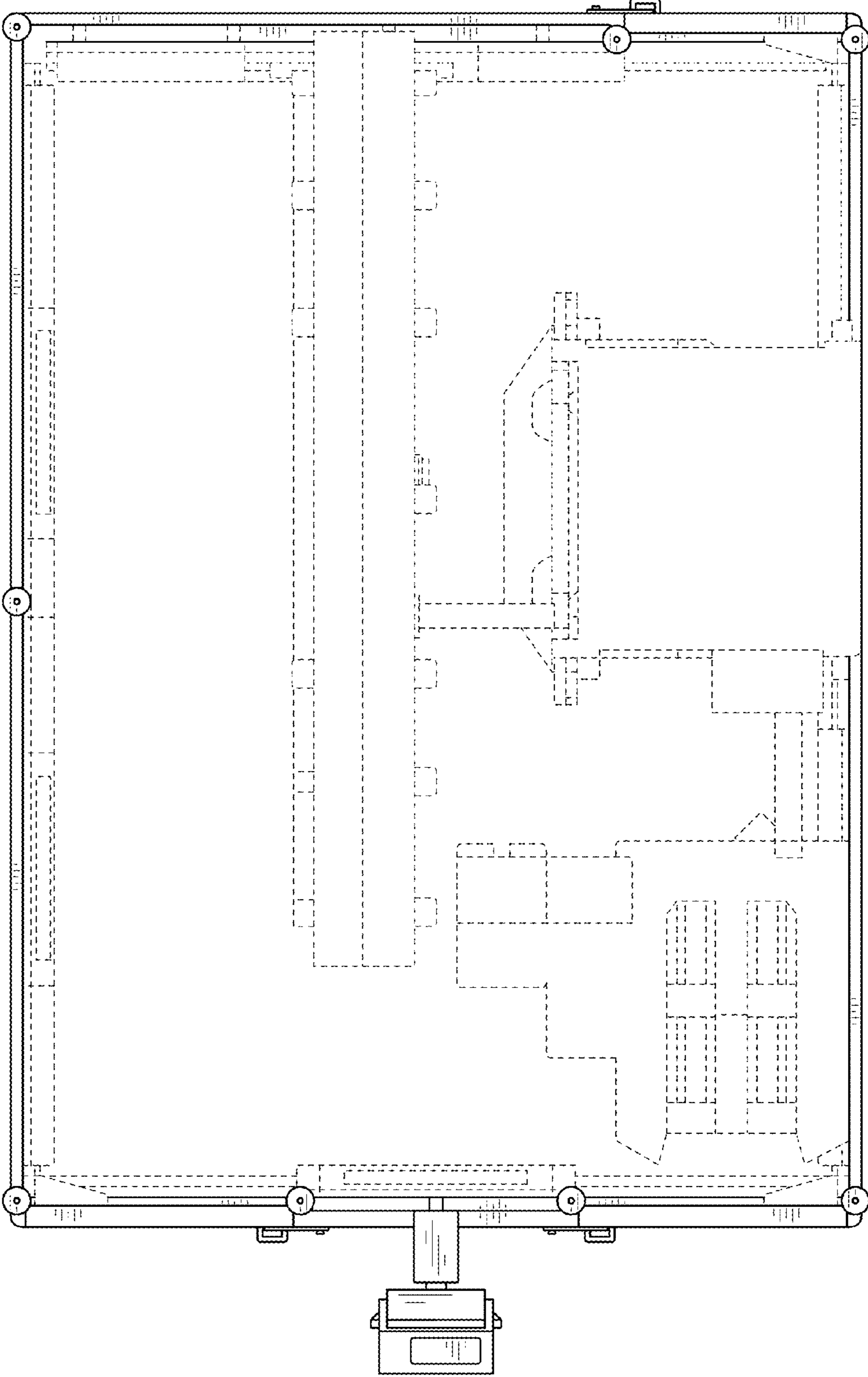


FIG. 7