

US00D676844S

(12) **United States Design Patent**
Weller et al.

(10) **Patent No.:** **US D676,844 S**

(45) **Date of Patent:** **** Feb. 26, 2013**

(54) **CASE FOR ELECTRONIC DEVICE**

(75) Inventors: **Lucas Weller**, Fort Collins, CO (US);
Jane Michie, Fort Collins, CO (US)

(73) Assignee: **Otter Products, LLC**, Fort Collins, CO
(US)

(**) Term: **14 Years**

(21) Appl. No.: **29/429,926**

(22) Filed: **Aug. 19, 2012**

(51) **LOC (9) Cl.** **14-03**

(52) **U.S. Cl.** **D14/250**

(58) **Field of Classification Search** D14/250–253,
D14/440, 203.3–203.7, 217, 496, 248, 238.1,
D14/240, 447; D3/201, 218, 269, 301, 273,
D3/303, 103, 247; D13/103, 107–108, 119;
220/4.02; 248/309.1, 371, 176.3, 668; 361/679.56,
361/679.3, 679.25, 816; 379/426, 433.11,
379/455; 455/575.1, 575.8; 206/305, 320;
345/173

See application file for complete search history.

(56) **References Cited**

U.S. PATENT DOCUMENTS

D556,681 S	*	12/2007	Kim	D13/103
D574,819 S	*	8/2008	Andre et al.	D3/269
7,612,997 B1	*	11/2009	Diebel et al.	361/679.56
D609,463 S	*	2/2010	Bullen	D3/218
D615,077 S		5/2010	Richardson et al.		
D615,536 S		5/2010	Richardson et al.		
D615,967 S		5/2010	Richardson et al.		
D617,785 S		6/2010	Richardson et al.		
D617,786 S		6/2010	Richardson et al.		
D617,787 S		6/2010	Richardson et al.		
D619,574 S		7/2010	Richardson et al.		
D620,487 S		7/2010	Richardson et al.		
D621,394 S		8/2010	Richardson et al.		
D621,395 S		8/2010	Richardson et al.		
D621,821 S		8/2010	Richardson et al.		
D621,822 S		8/2010	Richardson et al.		
D623,179 S		9/2010	Richardson et al.		
D623,638 S		9/2010	Richardson et al.		
D624,533 S		9/2010	Richardson et al.		

D624,910 S		10/2010	Richardson et al.		
D626,120 S		10/2010	Richardson et al.		
D626,121 S		10/2010	Richardson et al.		
D628,568 S		12/2010	Richardson et al.		
D632,683 S		2/2011	Richardson et al.		
D632,686 S		2/2011	Magness et al.		
D636,387 S		4/2011	Willes et al.		
D637,588 S		5/2011	Richardson et al.		
D637,589 S	*	5/2011	Willes et al.	D14/250
D637,590 S		5/2011	Michie et al.		
D637,591 S		5/2011	Willes et al.		
D638,005 S		5/2011	Richardson et al.		
D638,414 S		5/2011	Magness et al.		
D638,829 S		5/2011	Melanson et al.		
D638,830 S		5/2011	Magness et al.		
D641,013 S	*	7/2011	Richardson et al.	D14/250
D641,014 S		7/2011	Smith et al.		
D642,558 S		8/2011	Magness et al.		
D643,423 S		8/2011	Smith et al.		
D643,424 S		8/2011	Richardson et al.		

(Continued)

OTHER PUBLICATIONS

HTC One V OtterBox Commuter Case, published on Sep. 7, 2012,
<URL:http://www.youtube.com/watch?v=IFcclZub48Q>,
retrieved from internet on Dec. 3, 2012.*

Primary Examiner — Carla Jobe Wright

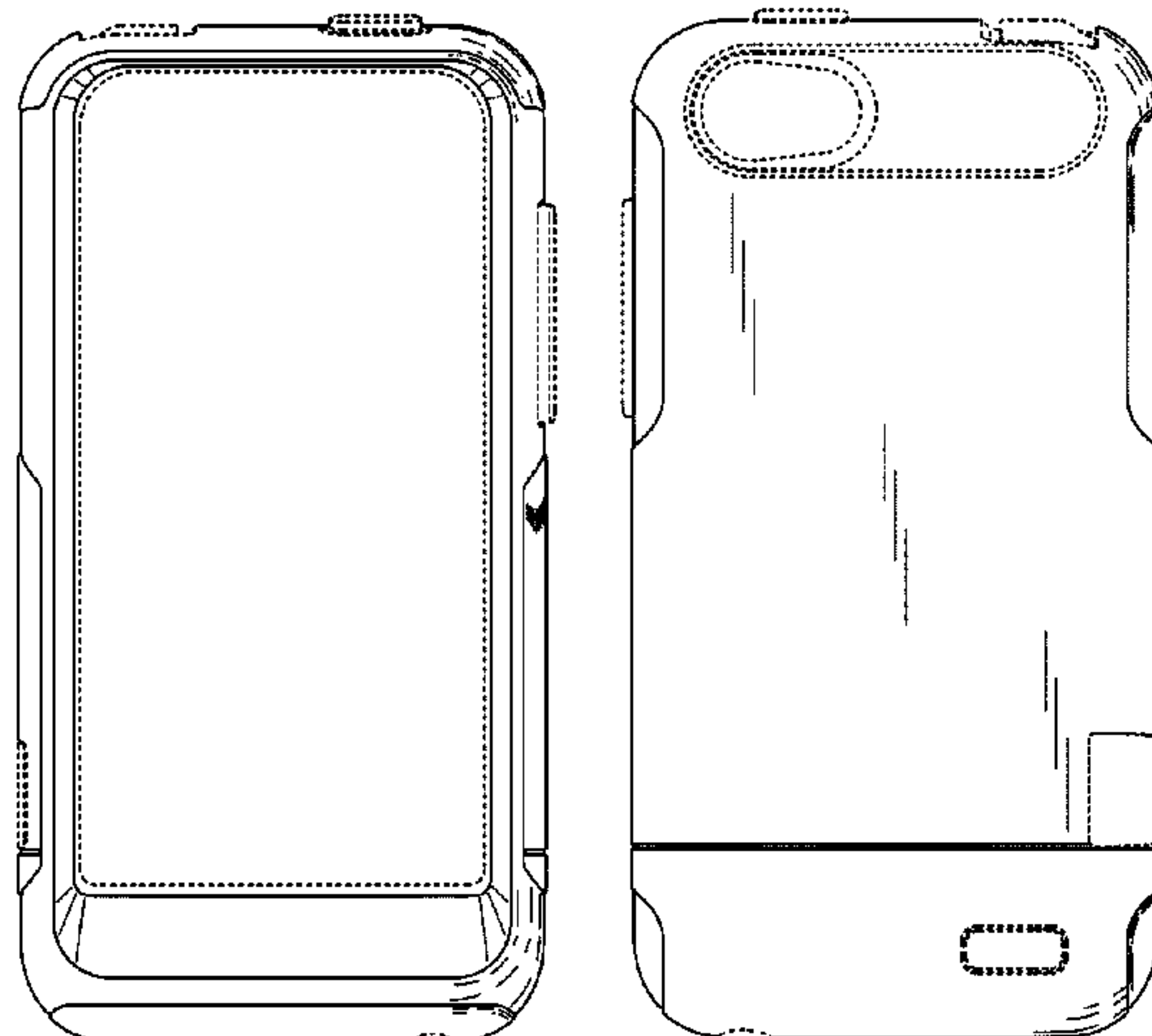
(57) **CLAIM**

The ornamental design for a case for electronic device, as shown and described.

DESCRIPTION

FIG. 1 is a front isometric view of a case for electronic device showing our new design;
FIG. 2 is a rear isometric view thereof;
FIG. 3 is a front view thereof;
FIG. 4 is a rear view thereof;
FIG. 5 is a left view thereof;
FIG. 6 is a right view thereof;
FIG. 7 is a top view thereof; and,
FIG. 8 is a bottom view thereof.
The broken lines immediately adjacent the shaded surfaces represent boundaries of the claimed design. All other broken lines depict unclaimed environment. The broken lines and unshaded regions bounded by the broken lines form no part of the claimed design.

1 Claim, 6 Drawing Sheets



US D676,844 S

Page 2

U.S. PATENT DOCUMENTS

D643,836 S	8/2011	Smith et al.	D654,491 S	2/2012	Melanson et al.	
D644,216 S	8/2011	Richardson et al.	D654,915 S	2/2012	Weller et al.	
D644,217 S	8/2011	Richardson et al.	D656,495 S *	3/2012	Andre et al.	D14/250
D644,635 S	9/2011	Richardson et al.	D657,353 S	4/2012	Melanson et al.	
D644,636 S	9/2011	Richardson et al.	D658,166 S *	4/2012	Bau	D14/250
D644,638 S	9/2011	Melanson et al.	D663,296 S	7/2012	Melanson et al.	
D649,536 S	11/2011	Richardson et al.	D665,735 S *	8/2012	Kang et al.	D13/108
D654,483 S	2/2012	Richardson et al.	D669,458 S *	10/2012	Wilson et al.	D14/250
D654,486 S	2/2012	Chang et al.	D670,281 S *	11/2012	Corpuz et al.	D14/250
D654,488 S	2/2012	Chang et al.	D670,689 S *	11/2012	Wang	D14/250
D654,489 S	2/2012	Weller et al.	D671,493 S *	11/2012	Hasbrook et al.	D13/119
D654,490 S	2/2012	Weller et al.				

* cited by examiner

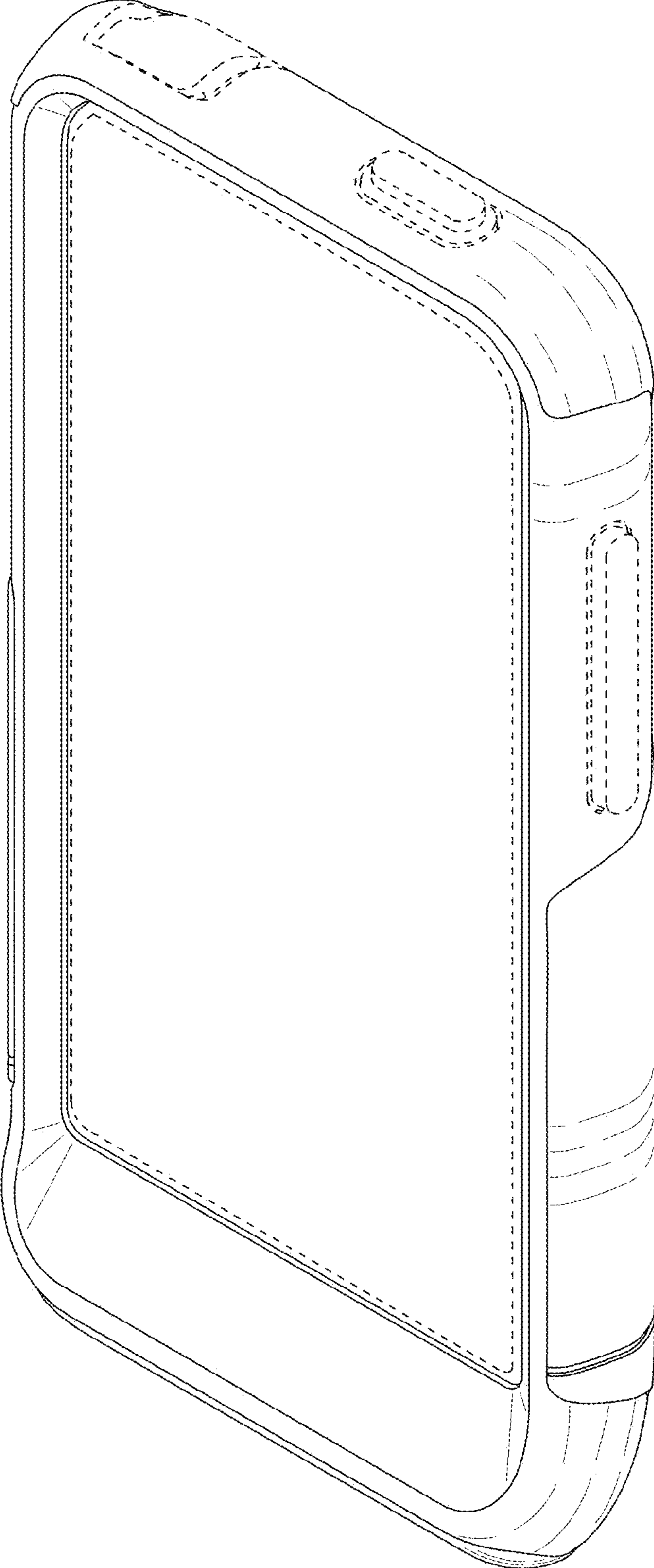


FIG. 1

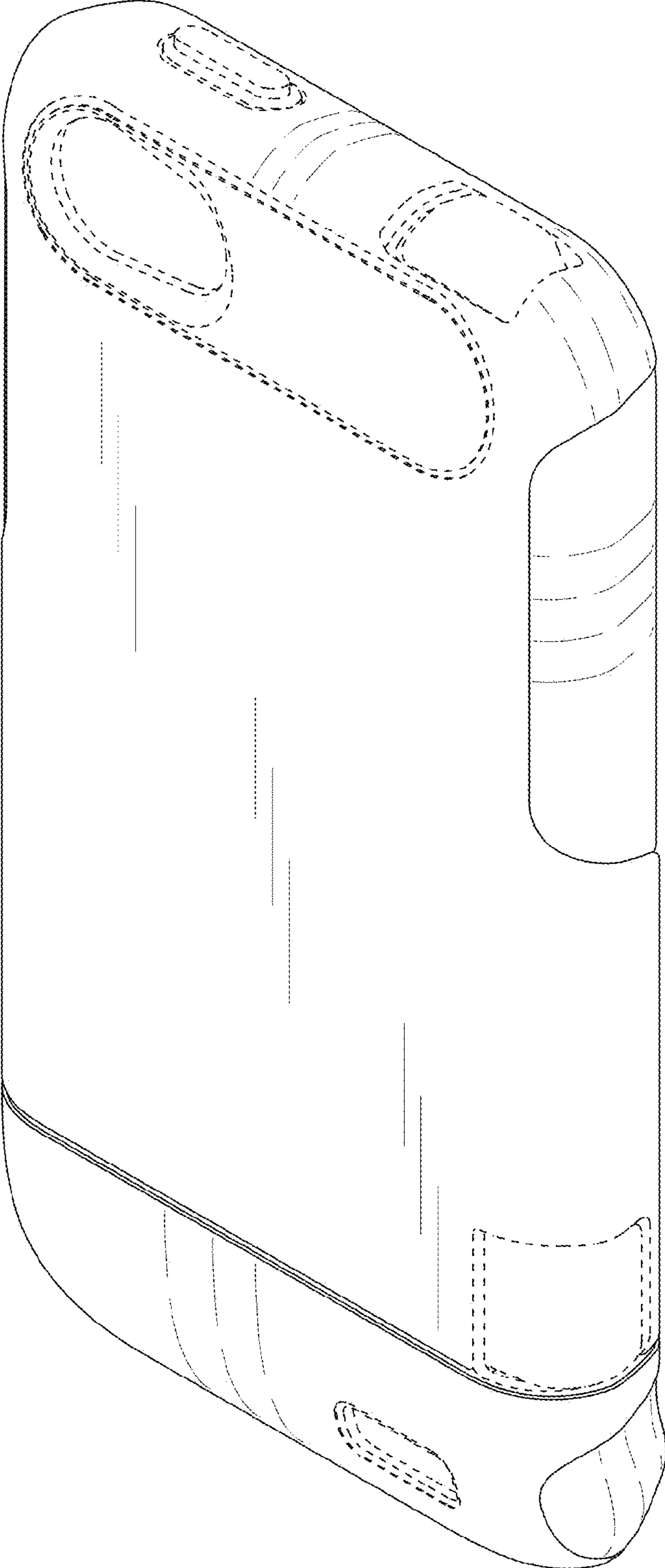


FIG. 2




FIG. 3

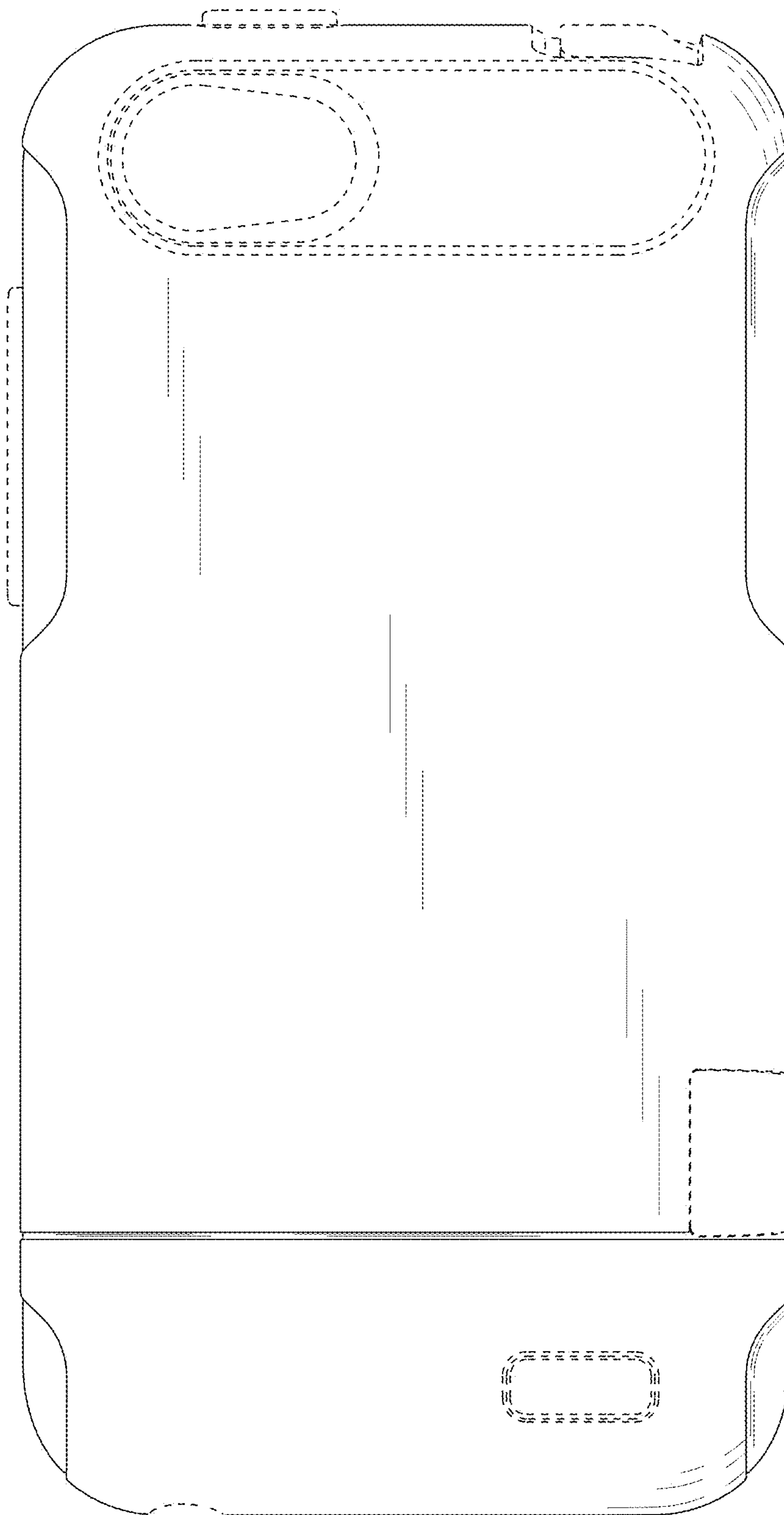


FIG. 4

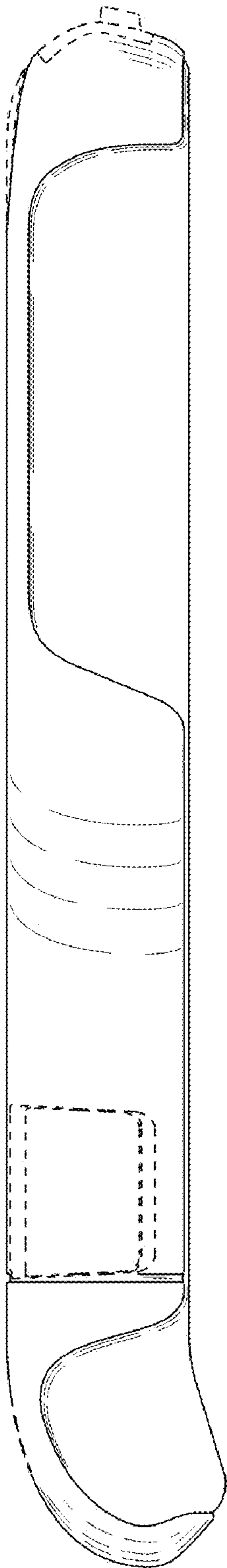


FIG. 5

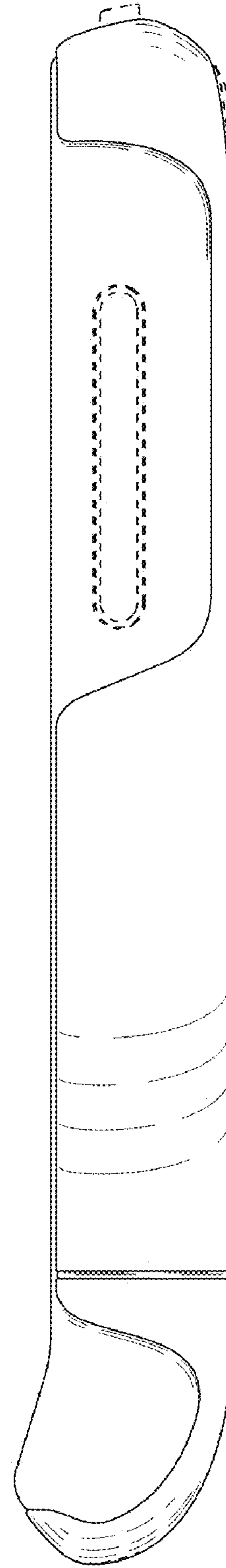


FIG. 6

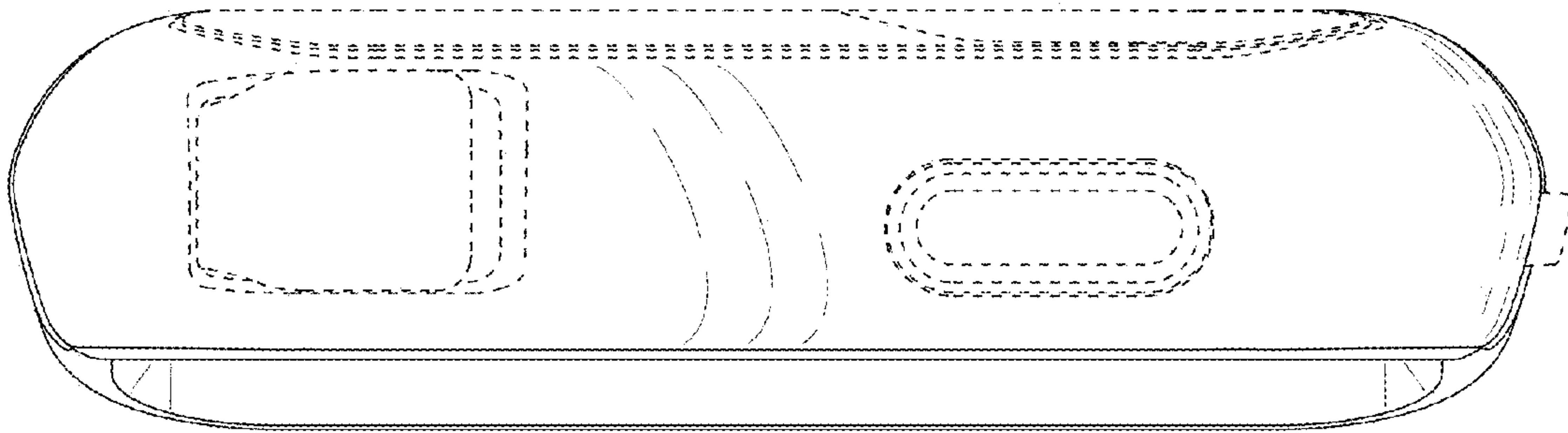


FIG. 7

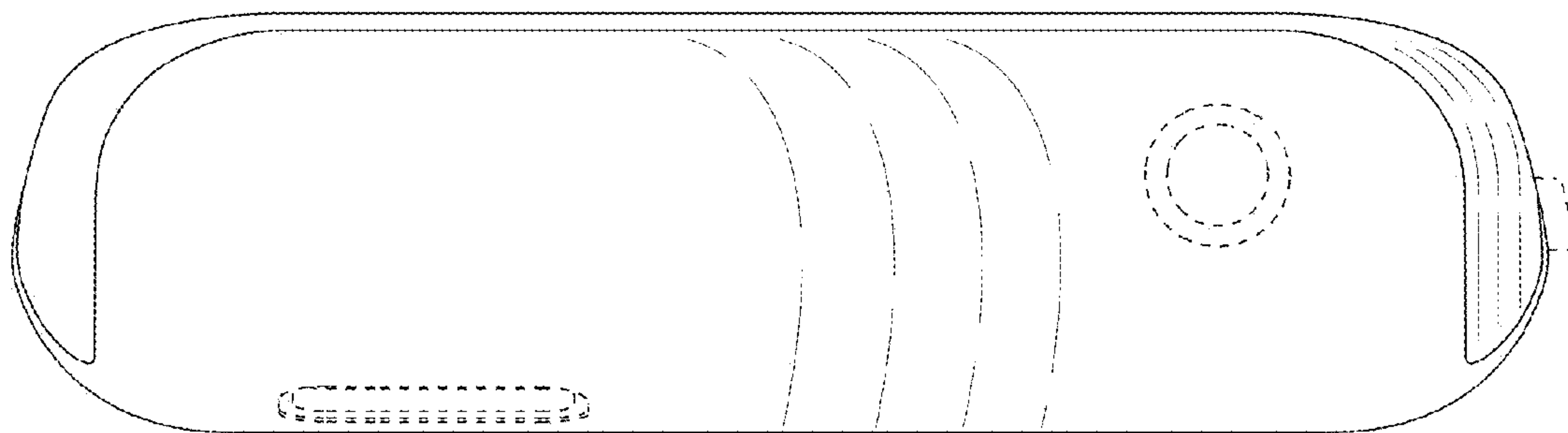


FIG. 8