



US00D676838S

(12) **United States Design Patent**
Magness et al.

(10) **Patent No.:** **US D676,838 S**

(45) **Date of Patent:** **** *Feb. 26, 2013**

(54) **CASE**

(75) Inventors: **Cameron Magness**, Fort Collins, CO (US); **Jane Michie**, Wellington, CO (US)

(73) Assignee: **Otter Products, LLC**, Fort Collins, CO (US)

(*) Notice: This patent is subject to a terminal disclaimer.

(**) Term: **14 Years**

(21) Appl. No.: **29/380,461**

(22) Filed: **Dec. 6, 2010**

(51) **LOC (9) Cl.** **14-03**

(52) **U.S. Cl.** **D14/250**

(58) **Field of Classification Search** D14/250-253, D14/440, 203.1-203.7, 217, 496, 248, 137-138 AA, D14/138 G, 447; D3/201, 218, 269, 301, D3/273, 303, 103, 247; D13/103, 107, 108, D13/119; 220/4.02; 248/309.1, 688, 459; 361/679.56, 679.55, 679.01; 379/426, 433.11, 379/455; 455/575.1, 575.8; 190/100; 206/305, 206/320; D6/310, 311, 300
See application file for complete search history.

(56) **References Cited**

U.S. PATENT DOCUMENTS

D614,599 S *	4/2010	Kim et al.	D14/138 AA
D623,179 S *	9/2010	Richardson et al.	D14/250
D637,590 S *	5/2011	Michie et al.	D14/250
D638,830 S *	5/2011	Magness et al.	D14/250
D640,680 S *	6/2011	Magness et al.	D14/250
D646,266 S *	10/2011	Kim et al.	D14/250
D648,700 S *	11/2011	Wang	D14/138 AA
D652,012 S *	1/2012	Jung et al.	D14/138 AA
D654,484 S *	2/2012	Chang et al.	D14/250

D654,488 S *	2/2012	Chang et al.	D14/250
D654,490 S *	2/2012	Weller et al.	D14/250
D657,354 S *	4/2012	Kim	D14/250
D658,626 S *	5/2012	Park et al.	D14/138 AA
D663,282 S *	7/2012	Sparks	D14/138 AA
D663,712 S *	7/2012	Chen et al.	D14/138 AA

OTHER PUBLICATIONS

Samsun Fascinate Cases, Samsun Fascinate Impact Series Case // Otterbox.com [online] [Retrieved on Aug. 2, 2012] Retrieved from URL: <http://www.otterbox.com/Samsung-Fascinate-Impact-Series-Case/SAM1-FASCI,default,pd.html?dwvar_SAM1-FASCI_color=20&start=1&q=fascinate>.*

* cited by examiner

Primary Examiner — Robert M Spear
Assistant Examiner — Vy Koenig

(57) **CLAIM**

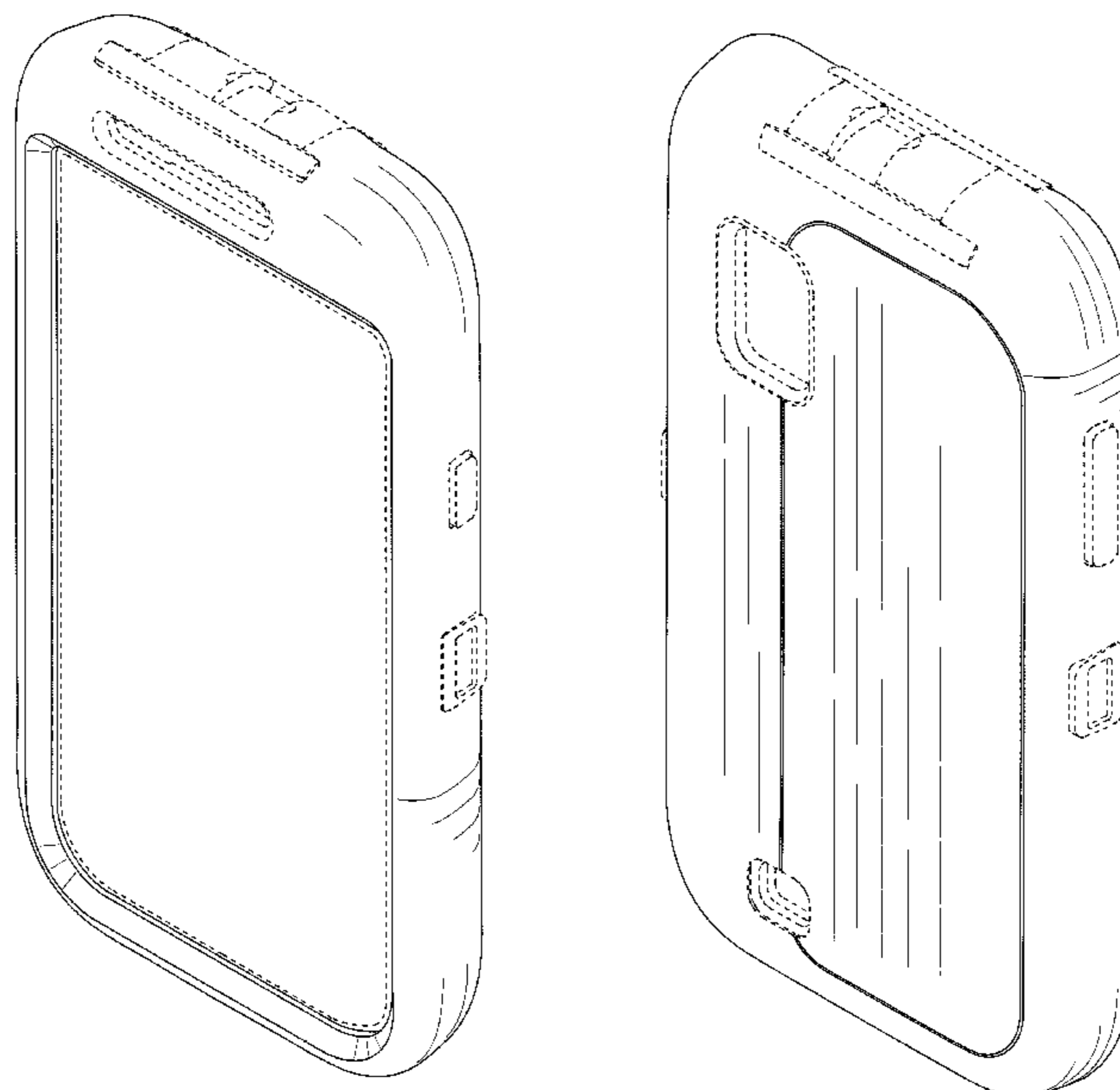
The ornamental design for a case, as shown and described.

DESCRIPTION

FIG. 1 is a front isometric view of a case showing our new design;
FIG. 2 is a rear isometric view thereof;
FIG. 3 is a front view thereof;
FIG. 4 is a rear view thereof;
FIG. 5 is a left view thereof;
FIG. 6 is a right view thereof;
FIG. 7 is a top view thereof; and,
FIG. 8 is a bottom view thereof.

The broken line perimeter of the large unshaded rectangular region on the front of the case in FIGS. 1 and 3 represents a boundary of the claimed design. All other broken lines depict unclaimed environment. The broken lines and unshaded regions bounded by broken lines form no part of the claimed design.

1 Claim, 6 Drawing Sheets



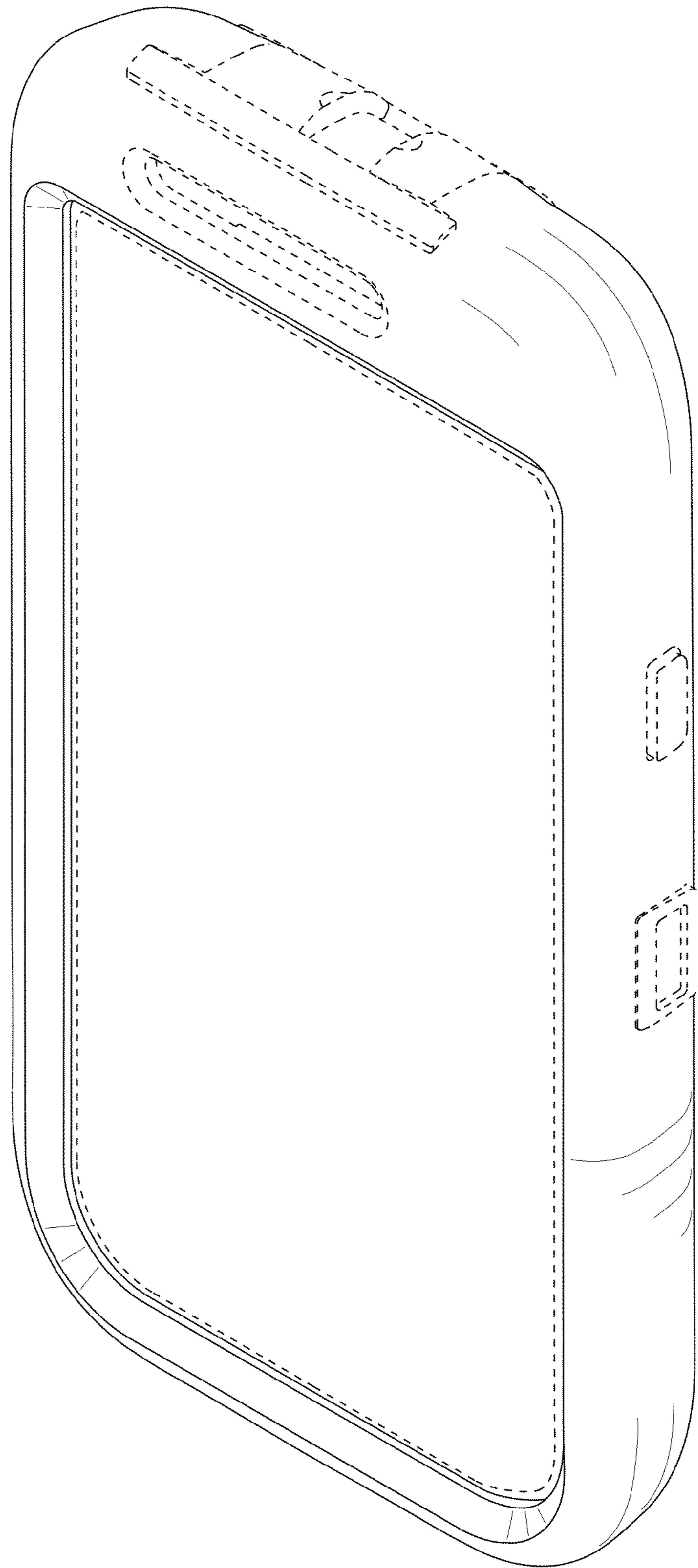


FIG. 1

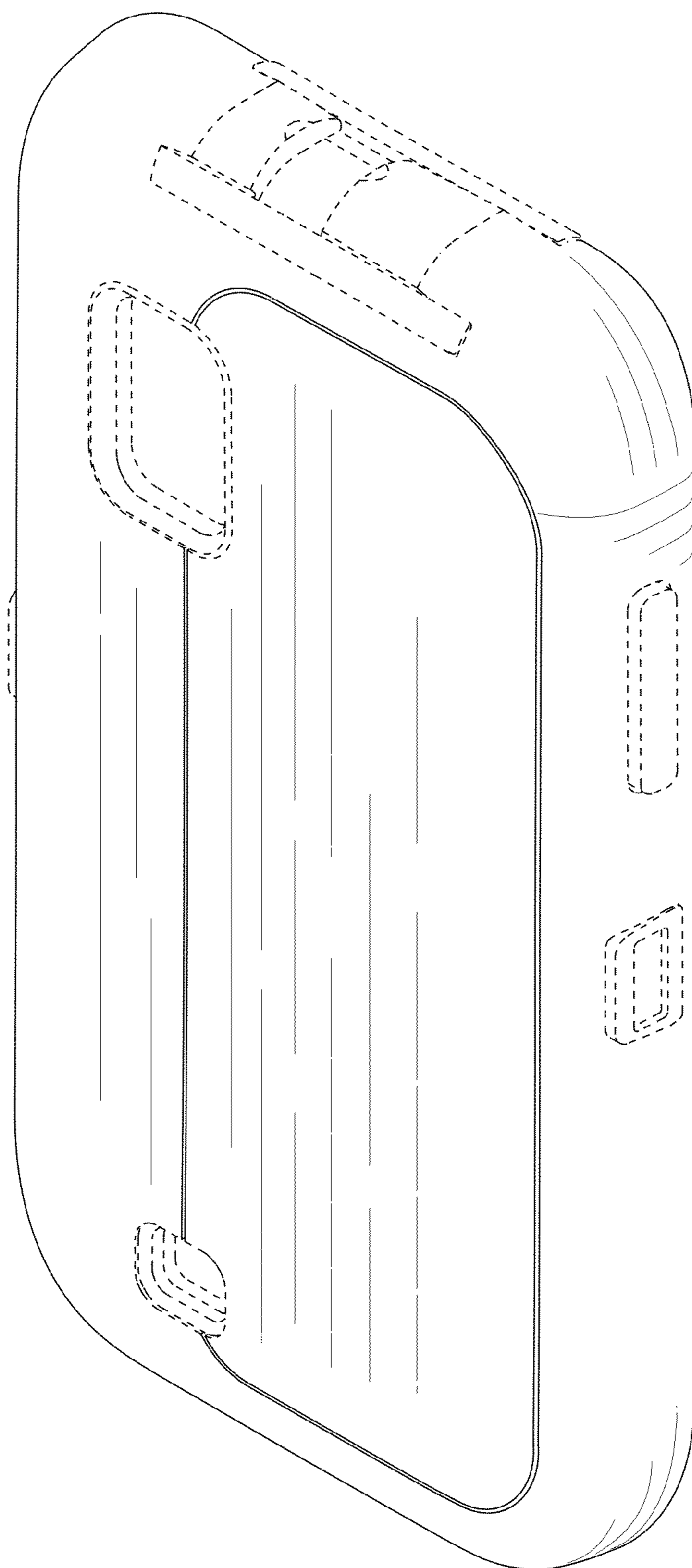


FIG. 2




FIG. 3

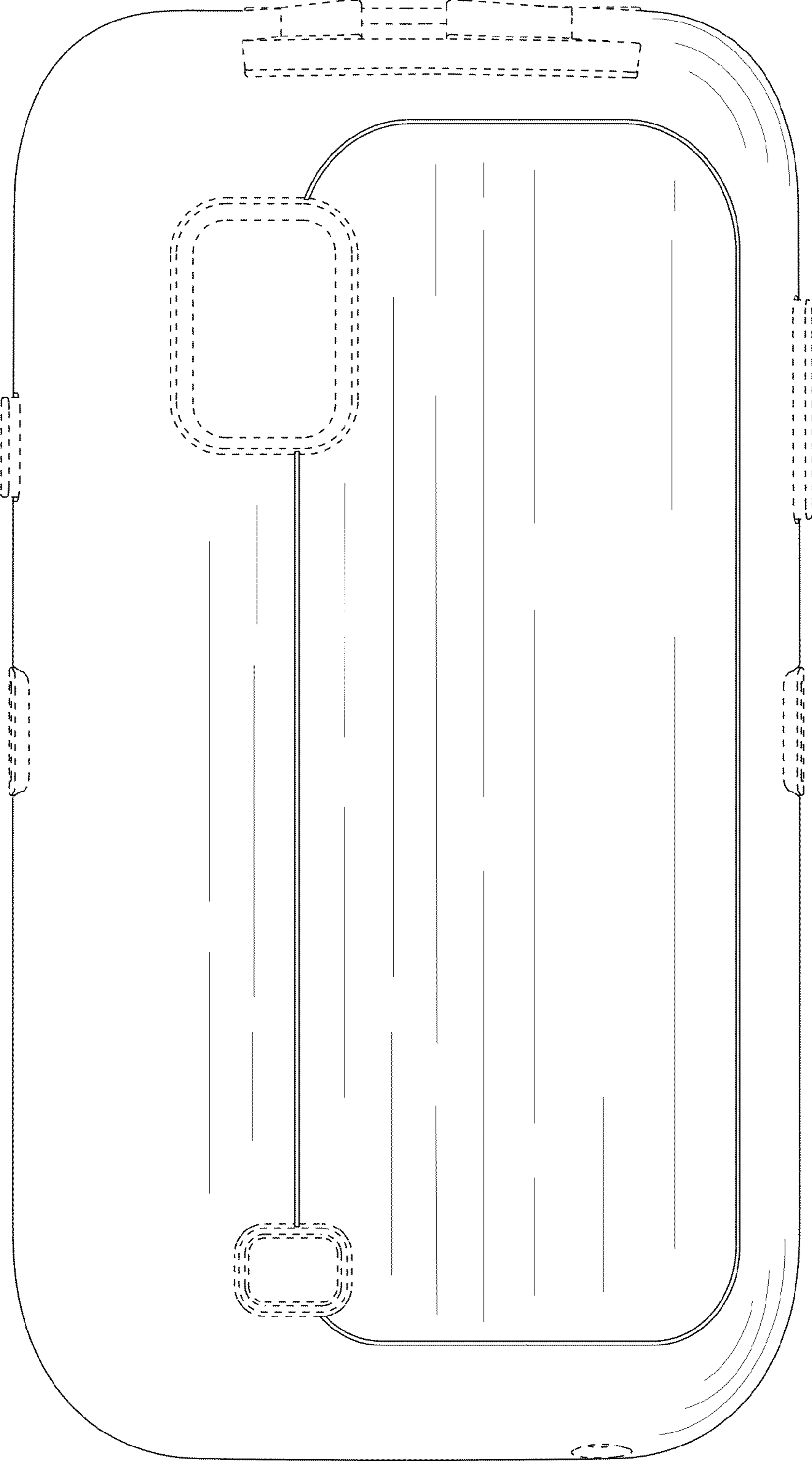


FIG. 4

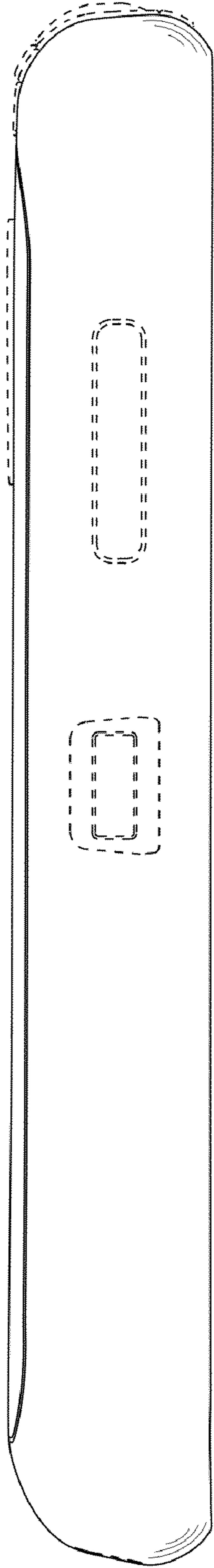


FIG. 5

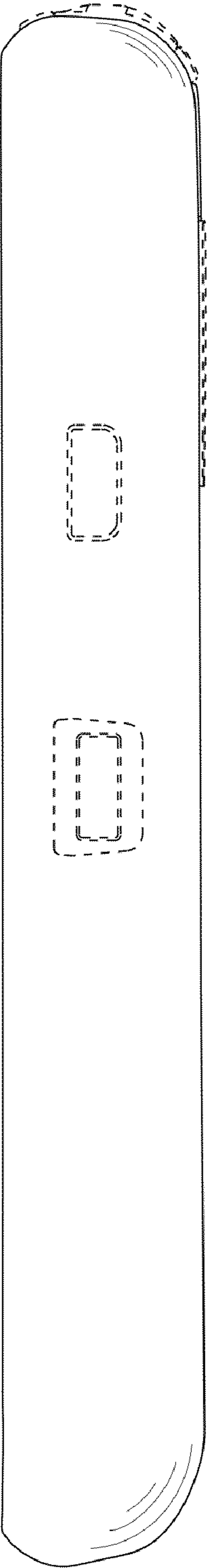


FIG. 6

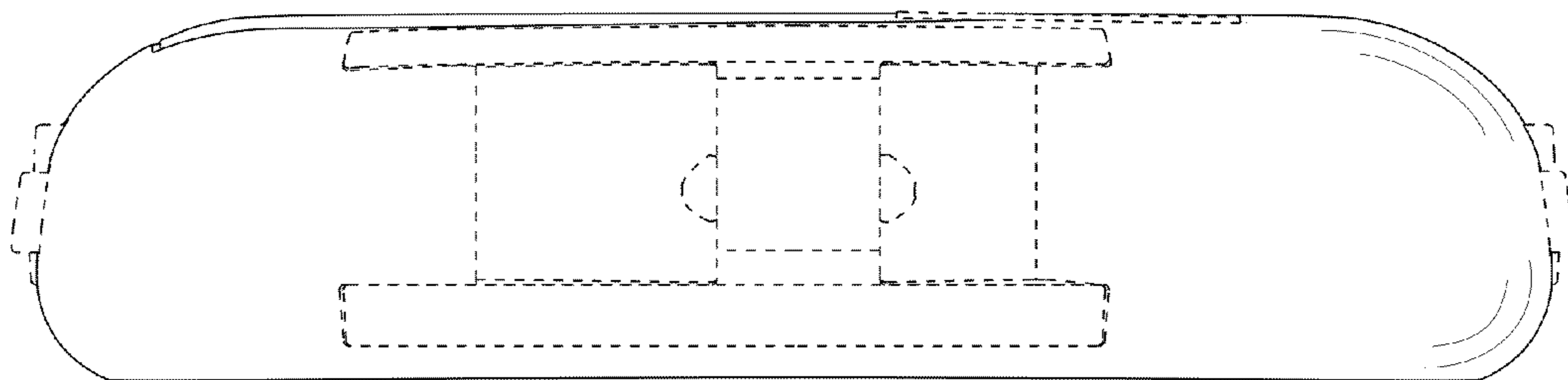


FIG. 7




FIG. 8