



US00D676837S

(12) **United States Design Patent**
Rothbaum et al.

(10) **Patent No.:** **US D676,837 S**

(45) **Date of Patent:** **** *Feb. 26, 2013**

(54) **CASE WITH METAL BACK AND FRAMED FRONT FOR AN ELECTRONIC COMMUNICATIONS DEVICE WITH WIRE MANAGEMENT SYSTEM**

(75) Inventors: **Wayne Philip Rothbaum**, New York, NY (US); **Allison S. Conner**, Brooklyn, NY (US); **Robert B. Curtis**, New York, NY (US); **Jonas K. Damon**, New York, NY (US); **Daniel A. Sanchez**, Brooklyn, NY (US)

(73) Assignee: **CJD LLC**, New York, NY (US)

(*) Notice: This patent is subject to a terminal disclaimer.

(**) Term: **14 Years**

(21) Appl. No.: **29/378,110**

(22) Filed: **Oct. 29, 2010**

(51) **LOC (9) Cl.** **14-03**

(52) **U.S. Cl.** **D14/250**

(58) **Field of Classification Search** D14/250–253, D14/440, 203.1–203.7, 217, 496, 248, 137–138 AA, D14/138 G, 447; D3/201, 218, 269, 301, D3/273, 303, 103, 247; D13/103, 107, 108, D13/119; 220/4.02; 248/309.1, 688, 459; 361/679.56, 679.55, 679.01; 379/426, 433.11, 379/455; 455/575.1, 575.8; 190/100; 206/305, 206/320; D6/310, 311, 300


See application file for complete search history.

(56) **References Cited**

U.S. PATENT DOCUMENTS

D364,850 S 12/1995 Estrada et al.
D384,942 S 10/1997 Vinuela
D396,882 S 8/1998 Neal, Jr.
D461,477 S 8/2002 Pentz
D467,247 S 12/2002 Pentz
D513,617 S 1/2006 Tierney
D525,986 S 8/2006 Kim
D539,277 S 3/2007 Okada et al.

D556,681 S 12/2007 Kim
D574,819 S 8/2008 Andre et al.
D575,056 S 8/2008 Tan D3/218
D581,151 S 11/2008 Aipa
D582,149 S 12/2008 Tan D3/218
D582,405 S 12/2008 Andre et al. D14/250
D584,738 S 1/2009 Kim et al.
D586,805 S 2/2009 Shi
D587,267 S 2/2009 Wang D14/356
D597,515 S 8/2009 Kim D14/138 AD
D598,887 S 8/2009 Xiao et al. D14/138 AA
D603,603 S 11/2009 Laine et al.
7,612,997 B1 11/2009 Diebel et al. 361/679.56
D606,751 S 12/2009 Andre et al.
D608,772 S 1/2010 Du et al.
D609,463 S 2/2010 Bullen
D610,807 S 3/2010 Bau
D613,722 S 4/2010 Kaneta D14/138 G
D615,077 S 5/2010 Richardson et al. D14/250
D615,078 S 5/2010 Bradley
D615,526 S 5/2010 Andre et al.
D615,536 S 5/2010 Richardson et al.
D616,361 S 5/2010 Huang
D617,784 S 6/2010 Richardson et al. D14/250
D618,230 S 6/2010 Brown et al. D14/250
D619,130 S 7/2010 Fellig
D619,361 S 7/2010 Andre et al.
D619,574 S 7/2010 Richardson et al. D14/250
D620,000 S 7/2010 Bau
D621,821 S 8/2010 Richardson et al.
D622,716 S 8/2010 Andre et al. D14/250
7,782,610 B2 8/2010 Diebel et al. 361/679.56
D623,180 S 9/2010 Diebel D14/250
D623,640 S 9/2010 Freeman D14/250
D624,064 S 9/2010 Esposito D14/250
D624,065 S 9/2010 Bosch et al.
D624,304 S 9/2010 Danze et al.
D624,532 S 9/2010 Huskinson D14/250
D624,533 S 9/2010 Richardson et al. D14/250
D624,908 S 10/2010 Huskinson D14/250
D624,909 S 10/2010 Huskinson D14/250
D626,119 S 10/2010 Fellig D14/250
D626,538 S 11/2010 Brown et al.
D626,539 S 11/2010 Brown et al.
D626,746 S 11/2010 Roman
D626,936 S 11/2010 Yeo et al.
D627,755 S 11/2010 Yang
D627,771 S 11/2010 Smith et al.
D627,778 S 11/2010 Akana et al.
D628,374 S 12/2010 Lee et al.
D628,994 S 12/2010 Griffin, Jr. et al.
D629,786 S 12/2010 Andre et al.
D630,614 S 1/2011 Lee



D633,885 S	3/2011	Kim	
D636,659 S *	4/2011	Rothbaum et al.	D8/356
D637,590 S	5/2011	Michie et al.	
D637,592 S	5/2011	Magness et al.	
D638,005 S	5/2011	Richardson et al.	
D638,006 S	5/2011	Chang	
D640,246 S	6/2011	Liu et al.	
D641,345 S	7/2011	Gonzalez	
D641,348 S *	7/2011	Kim et al.	D14/250
D642,169 S	7/2011	Andre et al.	
D642,170 S	7/2011	Johnson et al.	
D643,029 S	8/2011	Feng	
D645,333 S *	9/2011	Rothbaum et al.	D8/356
D646,266 S	10/2011	Kim et al.	
D647,519 S *	10/2011	Rothbaum et al.	D14/250
D652,829 S *	1/2012	Kim et al.	D14/250
D654,490 S	2/2012	Weiler et al.	
D654,931 S *	2/2012	Lemelman et al.	D14/496
2002/0073516 A1	6/2002	Behar	24/306
2007/0023559 A1	2/2007	Scapillato et al.	242/400.1
2007/0099681 A1	5/2007	Kielland	455/575.1
2007/0165371 A1	7/2007	Brandenburg	361/683
2009/0114556 A1	5/2009	Tai et al.	
2010/0203931 A1	8/2010	Hynecek et al.	
2010/0300909 A1	12/2010	Hung	
2011/0253571 A1 *	10/2011	Rothbaum	206/320

OTHER PUBLICATIONS

Blaze Series Metal Hard iPhone 4/4S Case—White [online], [retrieved on Jul. 26, 2012] Retrieved from <<http://www.iwowcase.com/blaze-series-metal-hard-iphone-44s-case-white-p-4016.html>>.*

Whitson, G., “Metal iPhone 4 Cover Protects Your iPhone 4 Without the Bulk of a Case,” <http://lifelifehacker.com/5666069/metal-iphone-4-cover-protects-your-iphone-4-without-the-bulk-of-a-case>, Oct. 17, 2010, 3 pages.

Guy, N., “2012 iPhone + iPod Buyers’ Guide, Apple iPhone 4 Bumpers,” <http://www.ilouange.com/index.php/reviews/entry/apple-iphone-4-bumper>, Mar. 9, 2011, 16 pages.

Wayne Philip Rothbaum, U.S. Appl. No. 29/375,648, filed Sep. 24, 2010, Notice of Allowance and Fees Due, Date Mailed Jul. 18, 2011, 2 pages.

Wayne Philip Rothbaum, U.S. Appl. No. 29/385,172, filed Feb. 9, 2011, Final Office Action, Notification Date Sep. 6, 2011, 11 pages.

Wayne Philip Rothbaum, U.S. Appl. No. 29/385,174, filed Feb. 9, 2011, Office Action, Notification Date Sep. 2, 2011, 13 pages.

Replacement Polished Stainless Steel Back Cover w/ Metal Tabs for Apple iPhone 4, <http://cnn.cshop/replacement-polished-stainless-steel-back-cover-metal-tabs-apple-iphone-4-hexagonal>, retrieved Jul. 1, 2011, 2 pages.

Apple iPhone 4 Bumper—White, Apple Store, <http://store.apple.com/us/product/MC668ZM/B>, 2010, 2 pages.

Whitson, G. “Gizmodo, Metal iPhone Cover Protects Your iPhone 4 Without the Bulk of a Case” <http://lifelifehacker.com>, Oct. 18, 2012, 1 pg.

CJD LLC, Office Action, Canadian Patent Application No. 139808, Mar. 5, 2012, 2 pgs.

CJD LLC, Office Action, Canadian Patent Application No. 139808, Dec. 16, 2011, 1 pg.

iLounge review of Apple iPhone 4 Bumpers, www.ilounge.com/index.php/reviews/entry/apple-iphone-4-bumper, retrieved Jul. 1, 2011, 9 pgs.

Rothbaum, Notice of Allowance, U.S. Appl. No. 29/377,921, Jul. 9, 2012, 8 pgs.

Rothbaum, Notice of Allowance, U.S. Appl. No. 29/375,649, Jun. 12, 2012, 7 pgs.

Rothbaum, Notice of Allowance, U.S. Appl. No. 29/375,651, Jun. 6, 2012, 7 pgs.

Rothbaum, Notice of Allowance, U.S. Appl. No. 29/376,428, Jul. 12, 2012, 8 pgs.

Rothbaum, Notice of Allowance, U.S. Appl. No. 29/376,257, Jul. 2, 2012, 8 pgs.

Rothbaum, Notice of Allowance, U.S. Appl. No. 29/377,918, Jul. 9, 2012, 8 pgs.

Rothbaum, Notice of Allowance, U.S. Appl. No. 29/377,919, Jul. 16, 2012, 8 pgs.

Rothbaum, Notice of Allowance, U.S. Appl. No. 29/378,119, Jul. 9, 2012, 8 pgs.

Rothbaum, Notice of Allowance, U.S. Appl. No. 29/382,637, Jul. 18, 2012, 8 pgs.

Rothbaum, Office Action, U.S. Appl. No. 29/376,041, Jun. 19, 2012, 4 pgs.

Rothbaum, Office Action, U.S. Appl. No. 29/385,172, May 16, 2012, 6 pgs.

Rothbaum, Office Action, U.S. Appl. No. 29/385,174, Feb. 10, 2012, 7 pgs.

Rothbaum, Office Action, U.S. Appl. No. 29/385,175, Sep. 16, 2011, 12 pgs.

* cited by examiner

Primary Examiner — Robert M Spear

Assistant Examiner — Vy Koenig

(74) Attorney, Agent, or Firm — Morgan, Lewis & Bockius LLP

(57)

CLAIM

An ornamental design for a case with metal back and framed front for an electronic communications device with wire management system, as shown and described.

DESCRIPTION

The present application relates to U.S. Design patent application Ser. No. 29/378,118 filed Oct. 29, 2010, entitled Case with Metal Back and Framed Front for a Cord Management System, and to U.S. Design patent application Ser. No. 29/378,119 filed Oct. 29, 2010, entitled Case with Metal Back and Framed Front for a Cord Management System. The present application also relates to U.S. Design patent application Ser. No. 29/377,918 filed Oct. 27, 2010, entitled Case with Combined Metal and Plastic Back for a Cord Management System, and to U.S. Design patent application Ser. No. 29/377,919 filed Oct. 27, 2010, entitled Case with Combined Metal and Plastic Back for a Cord Management System, and to U.S. Design patent application Ser. No. 29/377,921 filed Oct. 27, 2010, entitled Case with Combined Metal and Plastic Back for a Cord Management System, and to U.S. Design patent application Ser. No. 29/376,257 filed Oct. 4, 2010; U.S. Design patent application Ser. No. 29/376,428 filed Oct. 6, 2010, entitled Case with Metal Back and Band Edge for a Cord Management System, and to U.S. Design patent application Ser. No. 29/376,430 filed Oct. 6, 2010, entitled Case with Metal Back and Band Edge for a Cord Management System. The present application also relates to U.S. Design patent application Ser. No. 29/375,648, entitled Case with Metal Back for a Cord Management System, filed Sep. 24, 2010, and to U.S. Design patent application Ser. No. 29/375,649 filed Sep. 24, 2010, entitled Case with Metal Back for a Cord Management System, and to U.S. Design patent application Ser. No. 29/375,651 filed Sep. 24, 2010, entitled Case with Metal Back for a Cord Management System, and to U.S. Design patent application Ser. No. 29/376,041 filed Sep. 30, 2010, entitled Case with Metal Back for a Cord Management System, the disclosures of which are all incorporated herein by reference in their entirety.

FIG. 1 is a back perspective view of our new design of a case with metal back and framed front for an electronic communications device with wire management system;

FIG. 2 is a back perspective view of another embodiment of our new design of a case with metal back and framed front for an electronic communications device with wire management system;

FIG. 3 is a back perspective view of yet another embodiment of our new design of a case with metal back and framed front for an electronic communications device with wire management system;

FIG. 4 is a first side view of the embodiments of FIGS. 1-3;

FIG. 5 is a second side view of the embodiment of FIG. 1;

FIG. 6 is a second side view of the embodiment of FIG. 2;

FIG. 7 is a second side view of the embodiment of FIG. 3;

FIG. 8 is a top side view of the embodiments of FIGS. 1 and 2;

FIG. 9 is a top side view of the embodiment of FIG. 3;

FIG. 10 is a bottom side view of the embodiments of FIGS. 1 and 2;

FIG. 11 is a bottom side view of the embodiment of FIG. 3;

FIG. 12 is a back view of the embodiments of FIGS. 1 and 2;

FIG. 13 is a back view of the embodiment of FIG. 3;

FIG. 14 is a front perspective view of any of the embodiments of FIGS. 1-3, provided for illustrative purposes;

FIG. 15 is a front view of the embodiments of FIGS. 1 and 2;

FIG. 16 is a front view of the embodiment of FIG. 3;

FIG. 17 is a front perspective view of any of the embodiments of FIGS. 1-3, illustrating these embodiments used in conjunction with an object;

FIG. 18 is a back perspective view of any of the embodiments of FIGS. 1-3, illustrating these embodiments used in conjunction with two objects;

FIG. 19 is a back perspective view of any of the embodiments of FIGS. 1-3, illustrating these embodiments used in conjunction with three objects;

FIG. 20 is another back perspective view of any of the embodiments of FIGS. 1-3, illustrating these embodiments used in conjunction with three objects;

FIG. 21 is an exploded back perspective view of the embodiment of FIG. 1;

FIG. 22 is an exploded back perspective view of the embodiment of FIG. 2; and,

FIG. 23 is an exploded back perspective view of the embodiment of FIG. 3.

The broken lines showing elements of the case with metal back and band edge for cord management system in the above described Figures are for illustrative purposes only and form no part of the claimed design.

1 Claim, 19 Drawing Sheets




FIG. 1




FIG. 2




FIG. 3

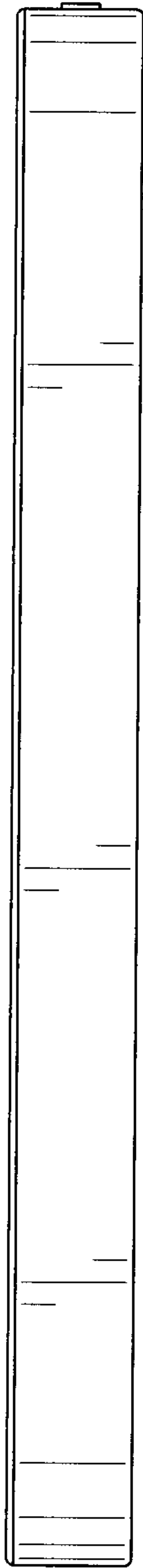


FIG. 4

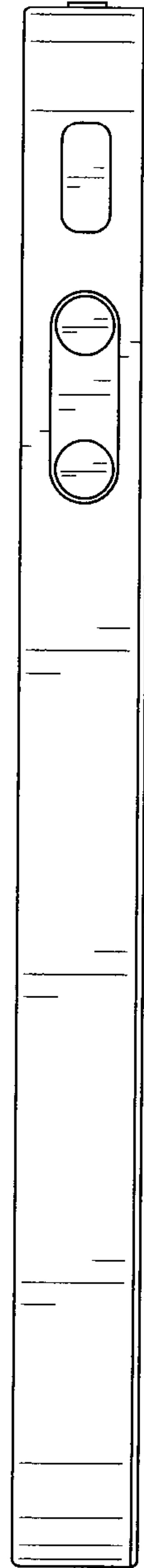


FIG. 5




FIG. 6




FIG. 7



FIG. 8




FIG. 9

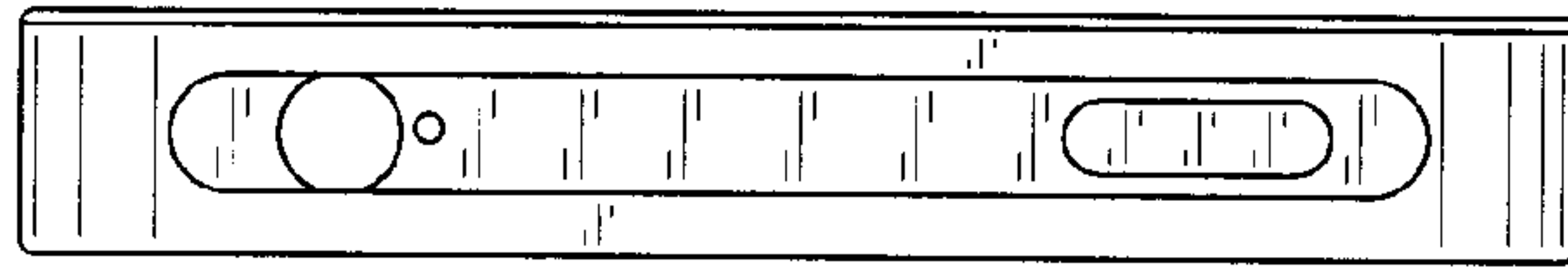


FIG. 10

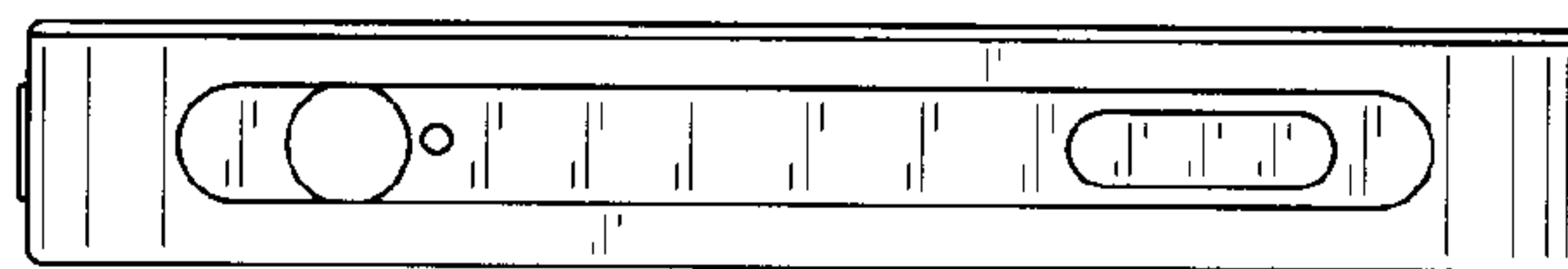


FIG. 11




FIG. 12




FIG. 13




FIG. 14




FIG. 15




FIG. 16




FIG. 17

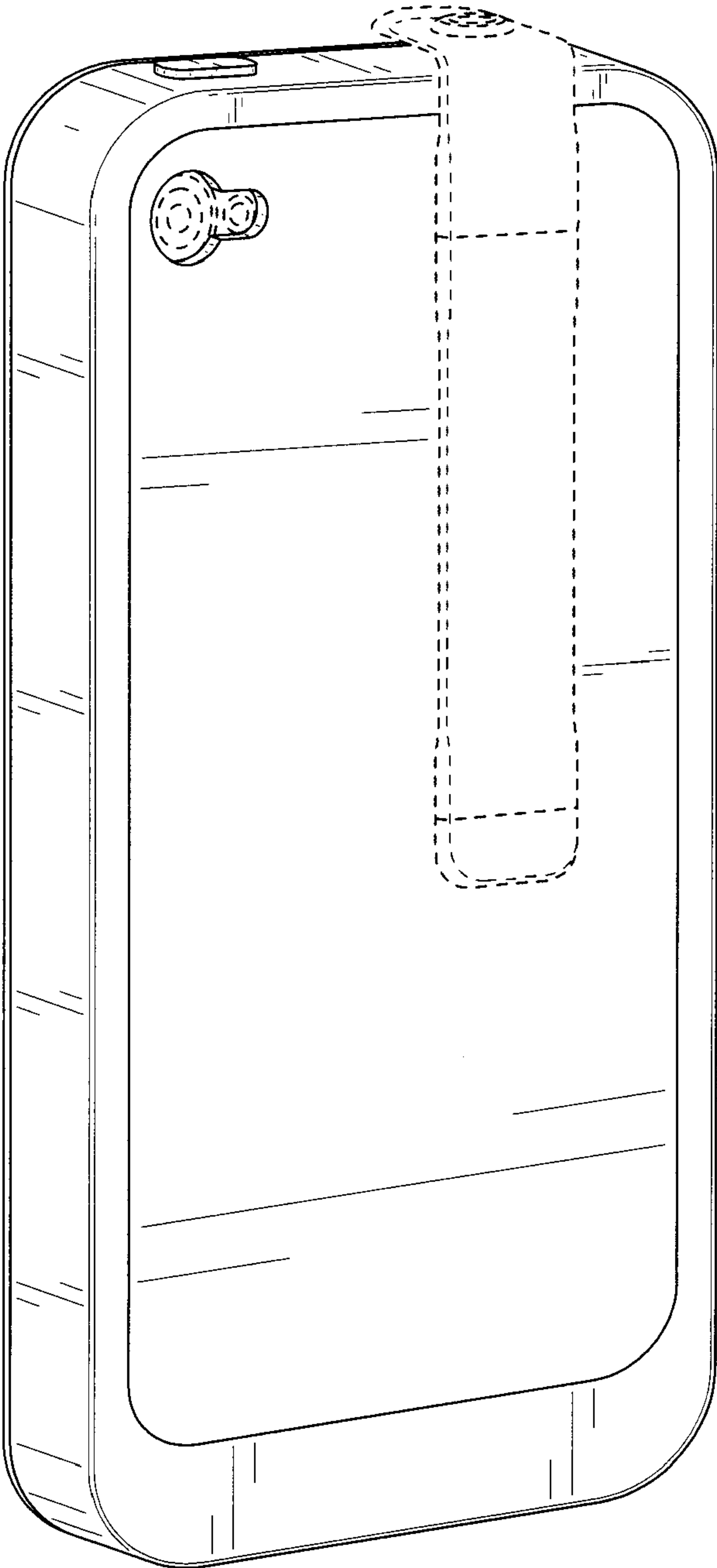


FIG. 18

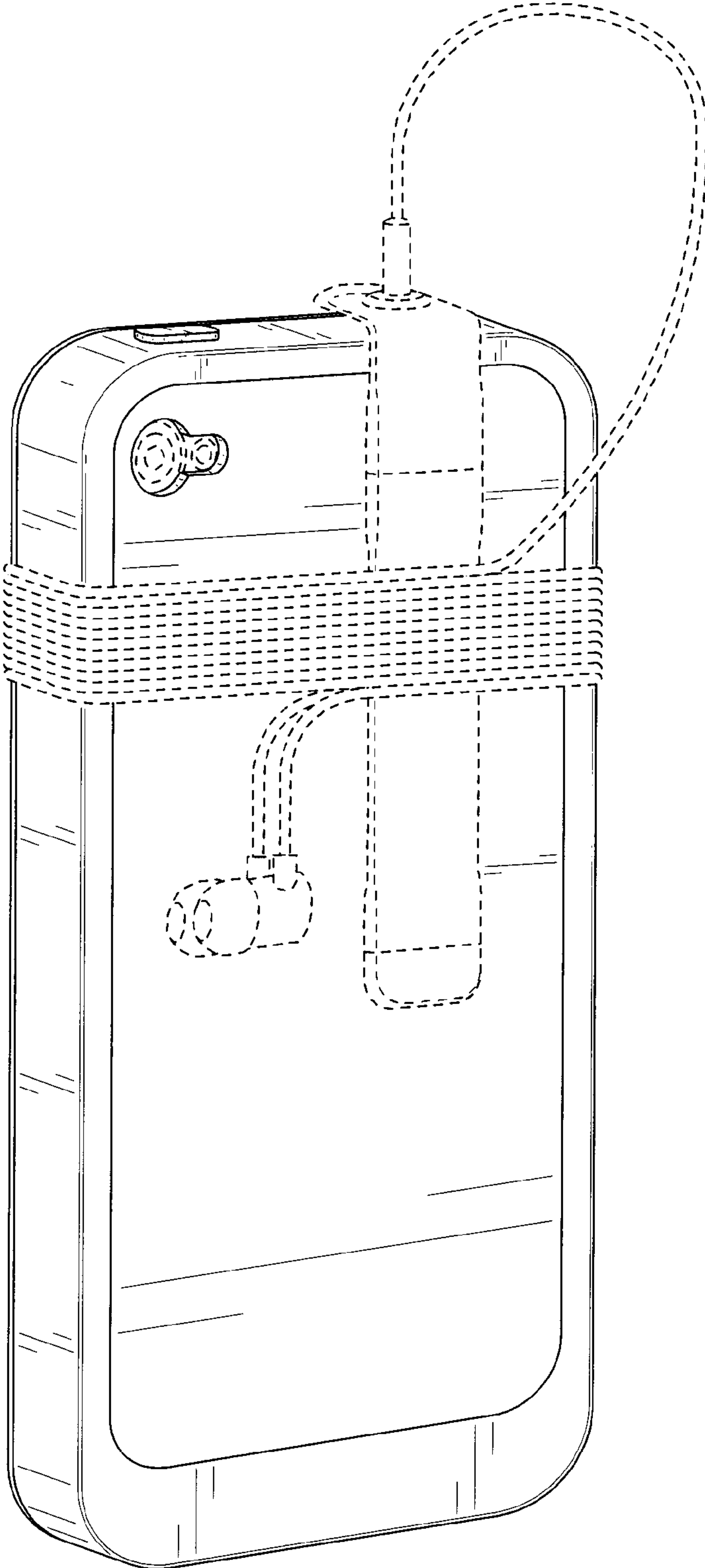


FIG. 19

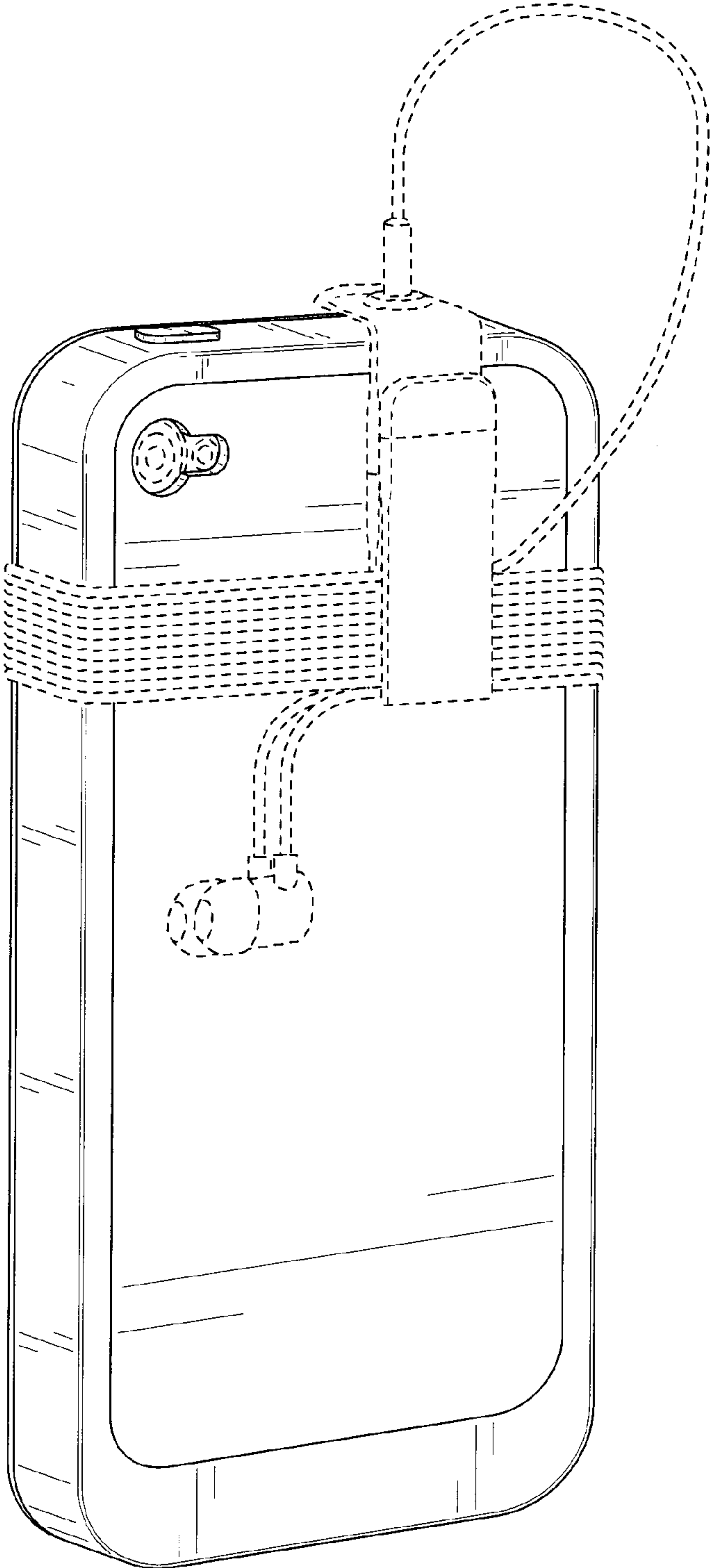


FIG. 20

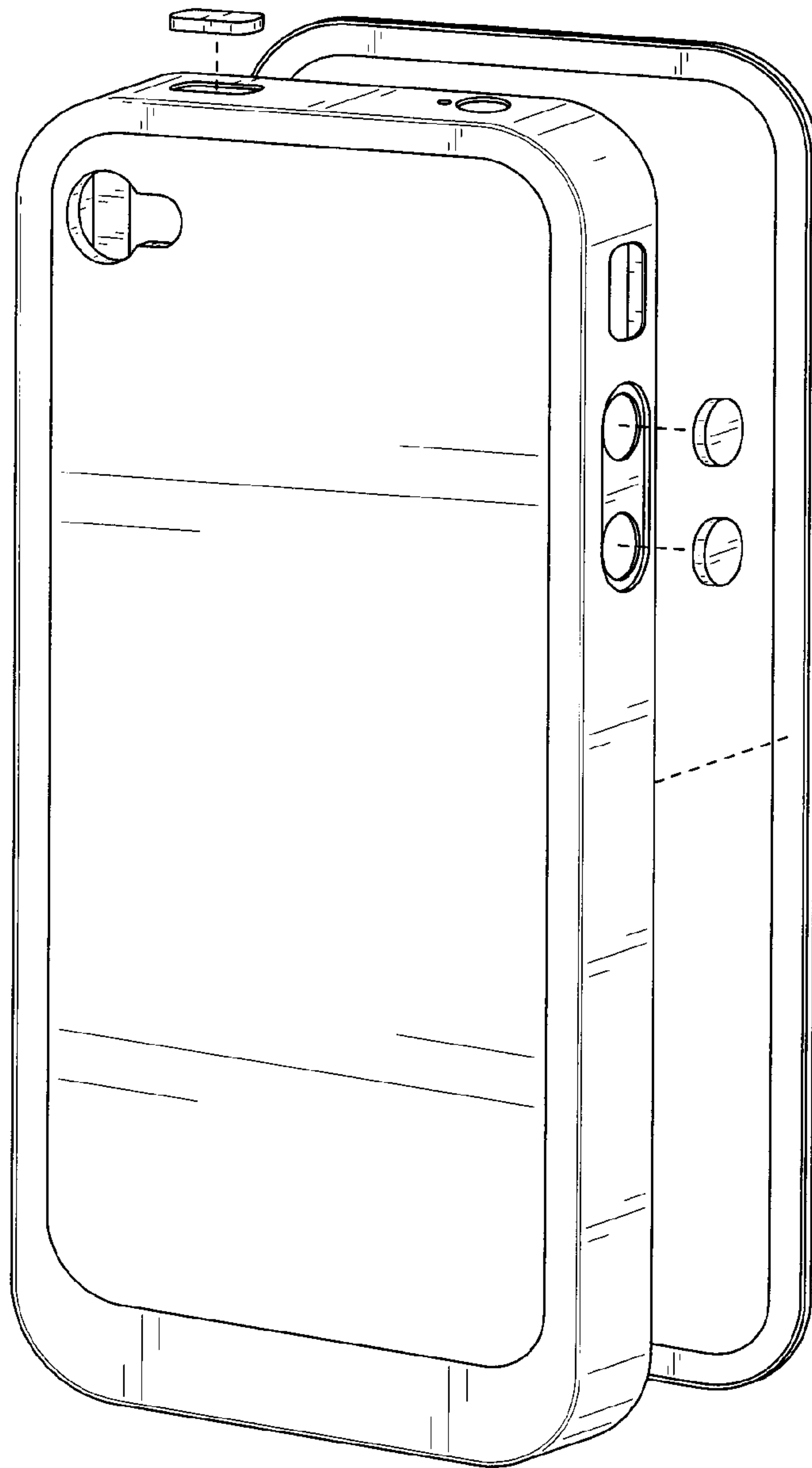


FIG. 21

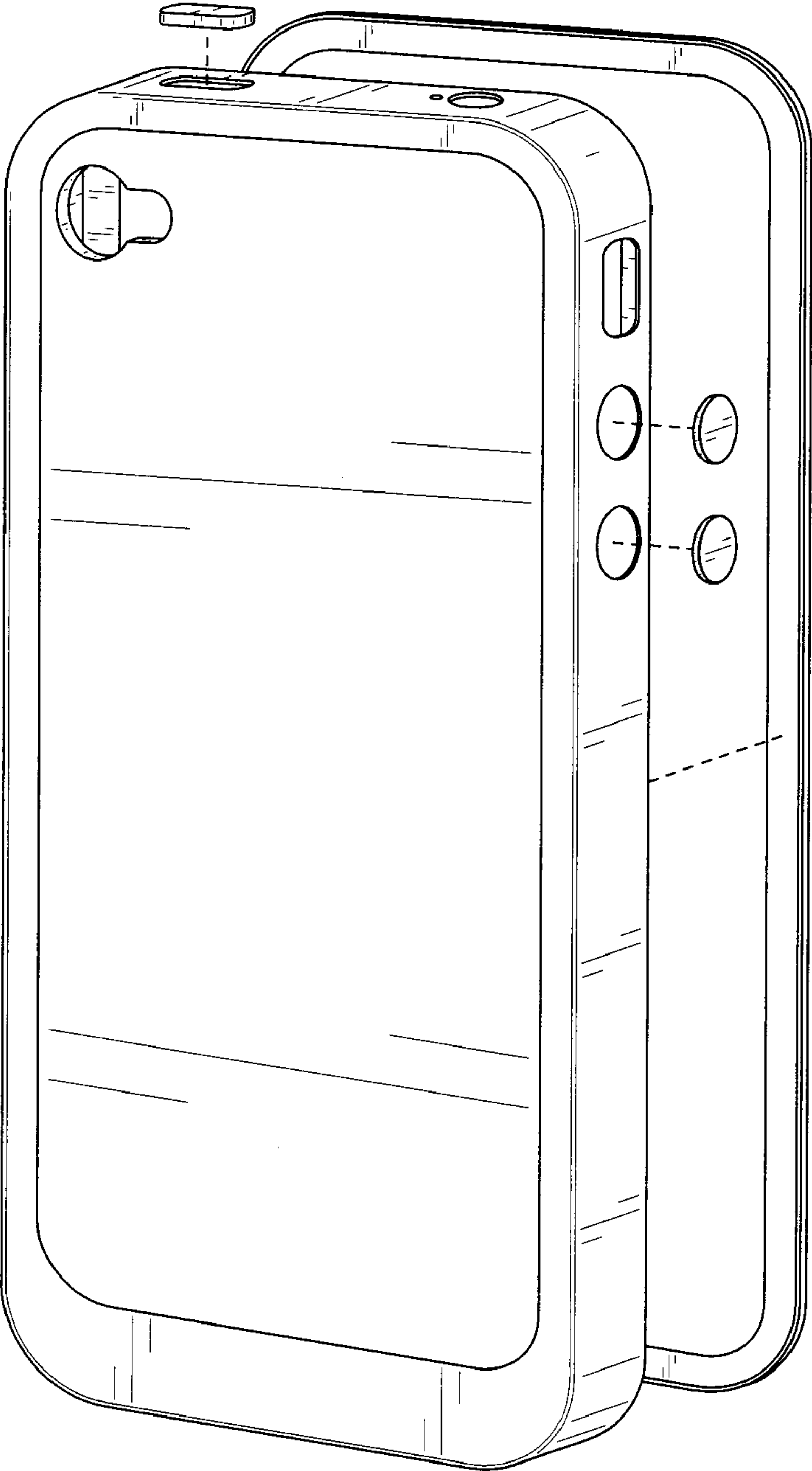


FIG. 22

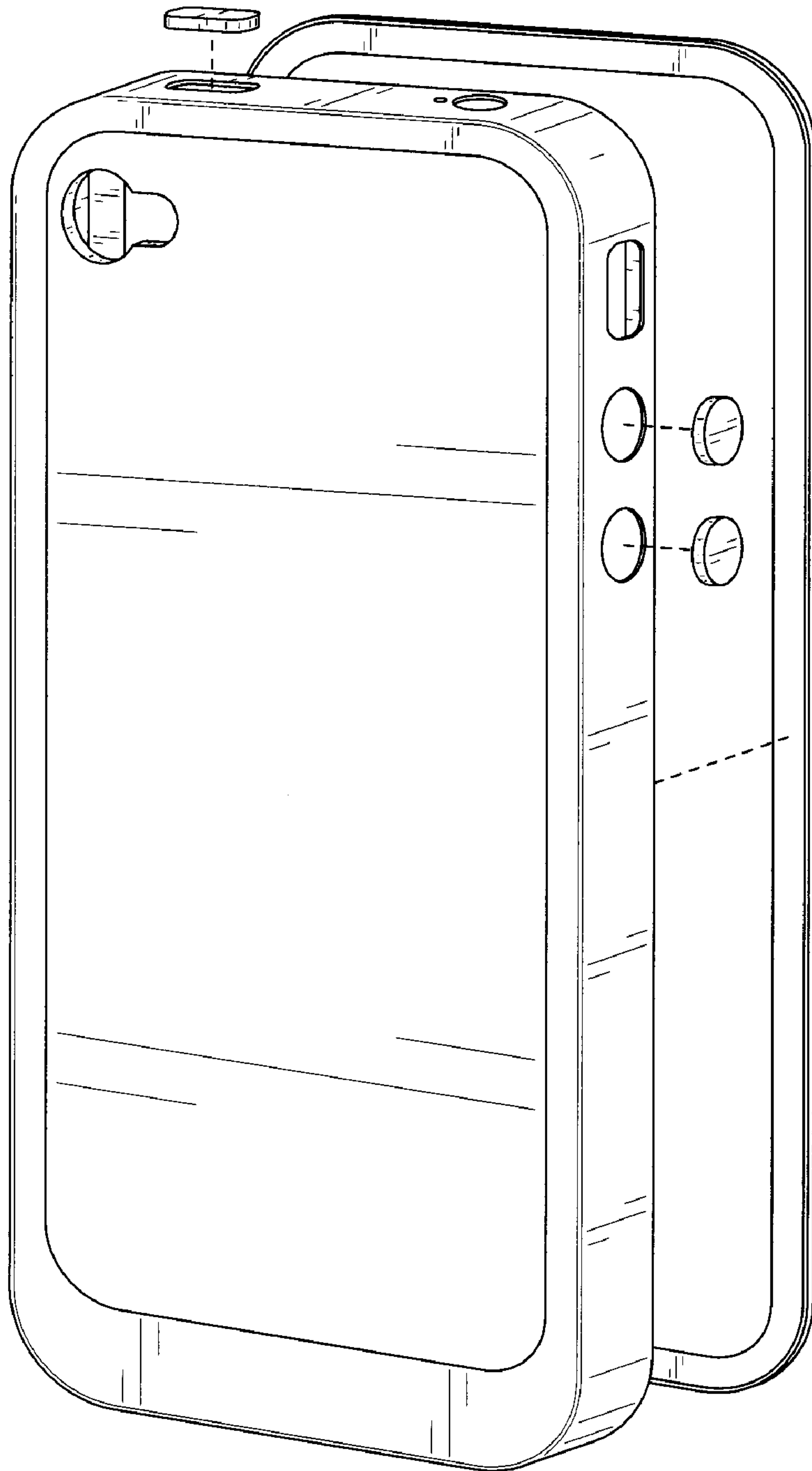


FIG. 23

UNITED STATES PATENT AND TRADEMARK OFFICE
CERTIFICATE OF CORRECTION

PATENT NO. : D676,837 S
APPLICATION NO. : 29/378110
DATED : February 26, 2013
INVENTOR(S) : Wayne Philip Rothbaum et al.

Page 1 of 1

It is certified that error appears in the above-identified patent and that said Letters Patent is hereby corrected as shown below:

At column 6, line 2, please delete “ofFIGS.” and insert -- of FIGS. --;

At column 6, line 5, please delete “ofFIGS.” and insert -- of FIGS. --;

At column 6, line 8, please delete “ofFIGS.” and insert -- of FIGS. --.

Signed and Sealed this
Ninth Day of April, 2013



Teresa Stanek Rea
Acting Director of the United States Patent and Trademark Office