



US00D676829S

(12) **United States Design Patent**  
**Kaneko**

(10) **Patent No.:** **US D676,829 S**

(45) **Date of Patent:** **\*\* Feb. 26, 2013**

(54) **SPEAKER**

(75) Inventor: **Katsuyuki Kaneko**, Tokyo (JP)

(73) Assignee: **Victor Company of Japan, Limited**,  
Kanagawa (JP)

(\*\*) Term: **14 Years**

(21) Appl. No.: **29/396,654**

(22) Filed: **Jul. 5, 2011**

(30) **Foreign Application Priority Data**

Jan. 5, 2011 (JP) ..... D2011-000090

(51) **LOC (9) Cl.** ..... **14-01**

(52) **U.S. Cl.** ..... **D14/209.1; D14/204**

(58) **Field of Classification Search** ..... D14/204,  
D14/207, 210-216, 172, 209.1; 181/143-144,  
181/147-148, 150-153, 157, 198-199;  
381/300-303, 306, 332-333, 336, 345, 361-364,  
381/386-388

See application file for complete search history.

(56) **References Cited**

**U.S. PATENT DOCUMENTS**

4,940,108 A \* 7/1990 Selby ..... 181/145  
5,802,190 A \* 9/1998 Ferren ..... 381/182  
D494,565 S \* 8/2004 Yao ..... D14/215  
D540,310 S \* 4/2007 Yuyama ..... D14/214

D606,977 S \* 12/2009 Privett et al. .... D14/214  
7,689,197 B2 \* 3/2010 Laude et al. .... 455/344  
D626,113 S \* 10/2010 Yoshida ..... D14/214  
D629,388 S \* 12/2010 Son et al. .... D14/214  
D638,820 S \* 5/2011 Hotta ..... D14/214  
D642,156 S \* 7/2011 Joseph ..... D14/209.1  
D659,119 S \* 5/2012 Brunner et al. .... D14/209.1

\* cited by examiner

*Primary Examiner* — Prabhakar Deshmukh

(74) *Attorney, Agent, or Firm* — Osha Liang LLP

(57) **CLAIM**

The ornamental design for a speaker, as shown and described.

**DESCRIPTION**

FIG. 1 is a perspective view of front, right, and top of speaker according to an embodiment of the invention;  
FIG. 2 is a front view thereof;  
FIG. 3 is a rear view thereof;  
FIG. 4 is a left side view thereof;  
FIG. 5 is a right side view thereof;  
FIG. 6 is a top view thereof;  
FIG. 7 is a bottom view thereof; and,  
FIG. 8 is a perspective view in the condition that an electric device is on the cradle extracted from the speaker thereof.  
The broken lines represent the portions of the design that form no part of the claim.

**1 Claim, 4 Drawing Sheets**

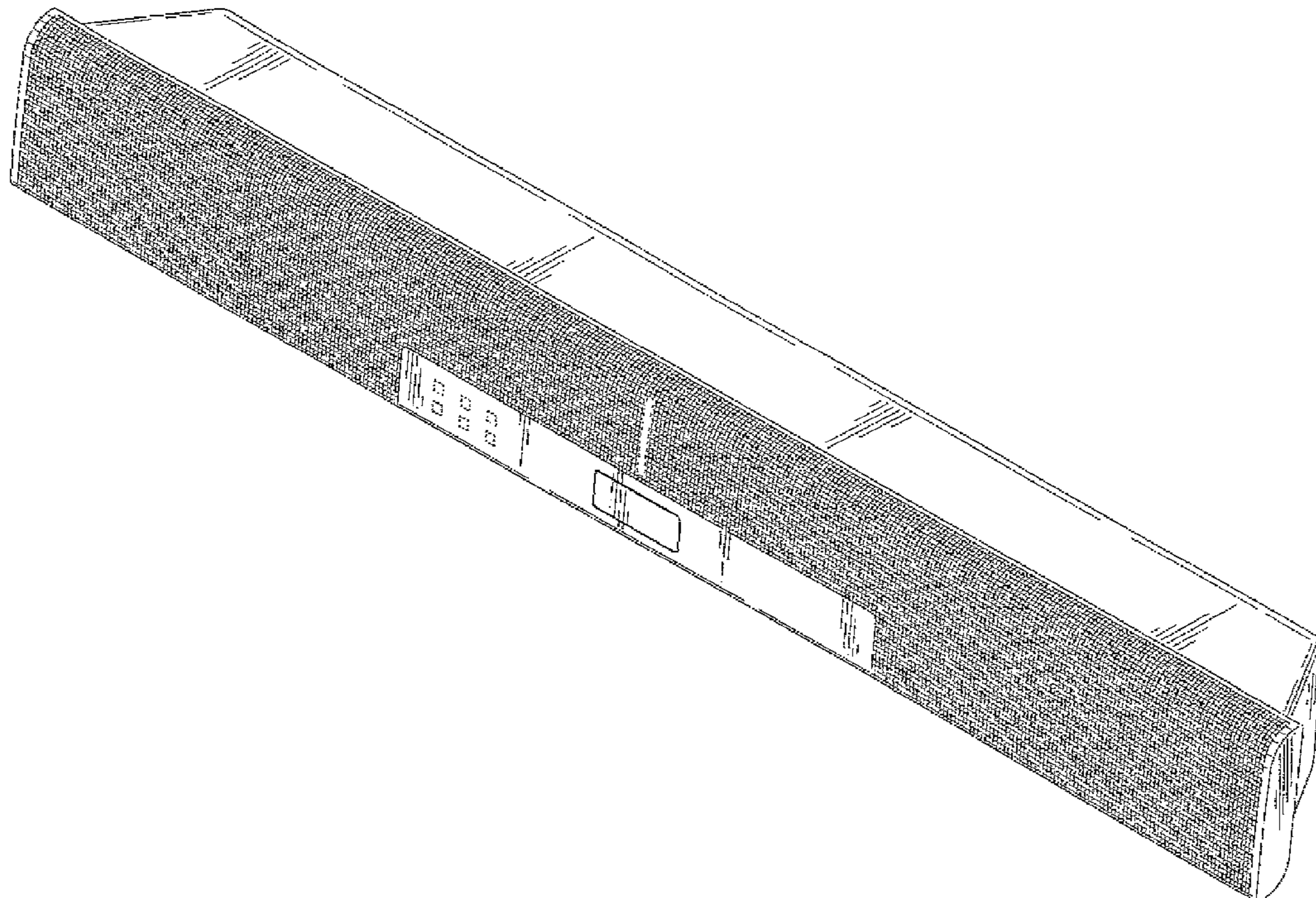


FIG. 1

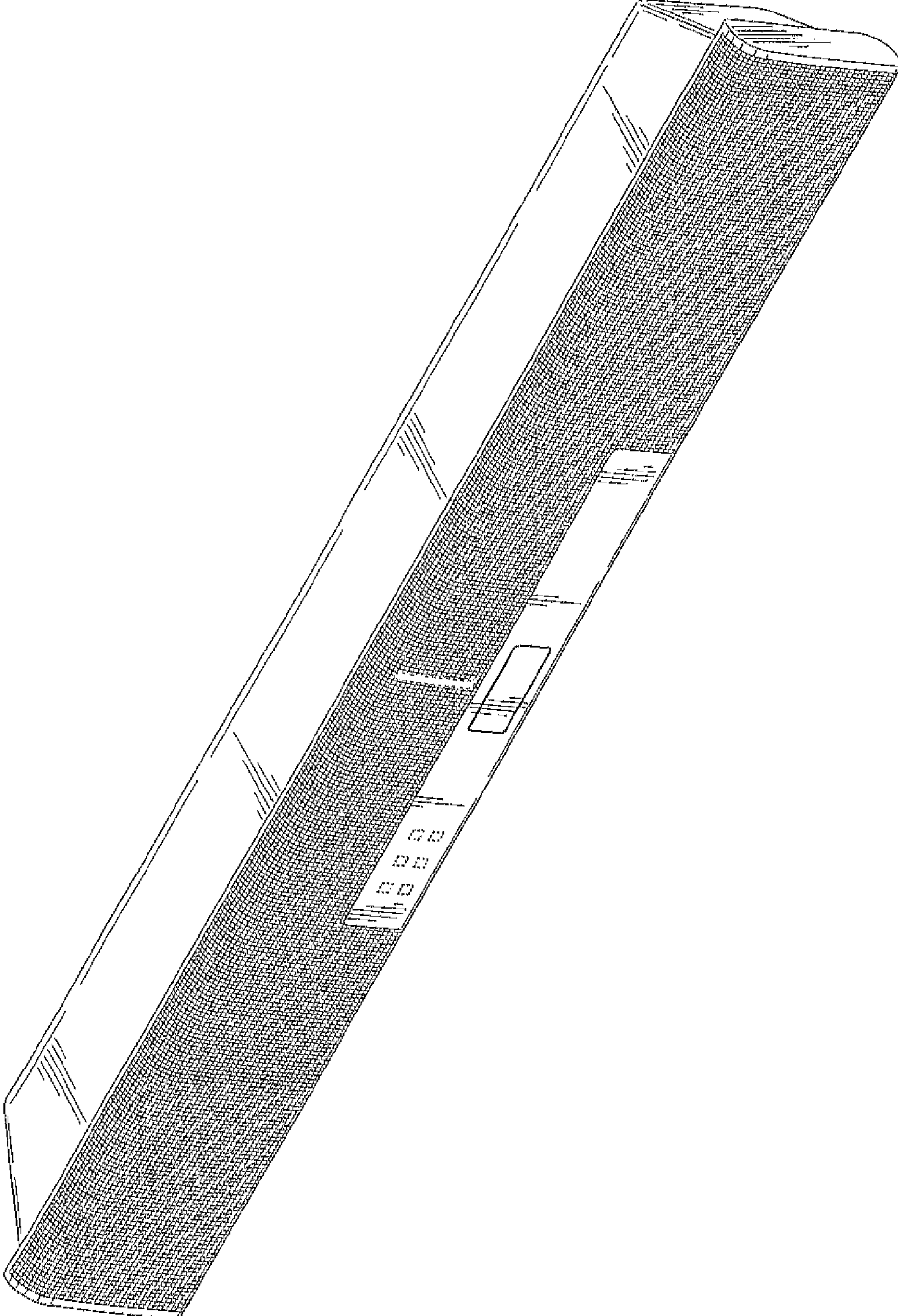


FIG. 1

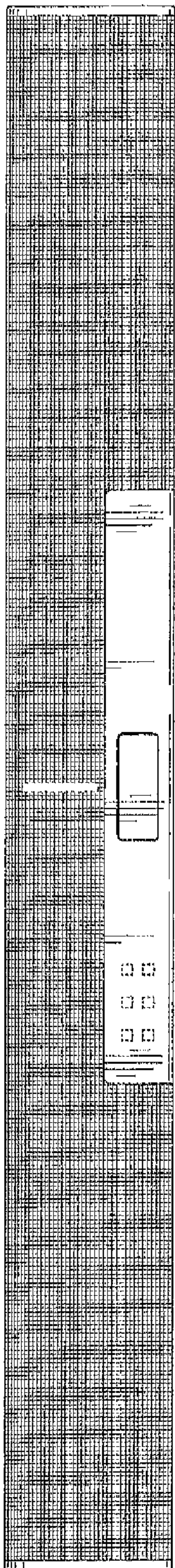


FIG. 2




FIG. 3

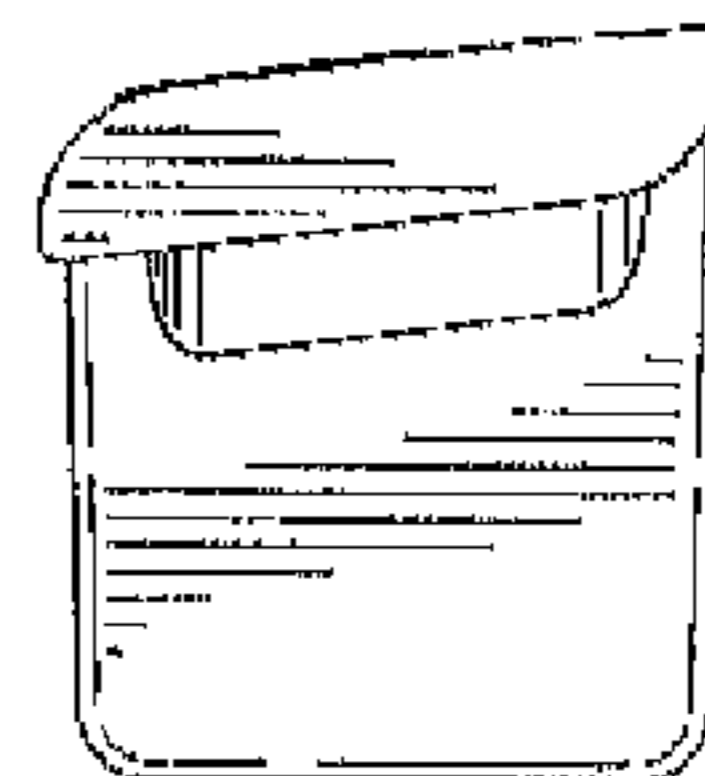


FIG. 4



FIG. 5

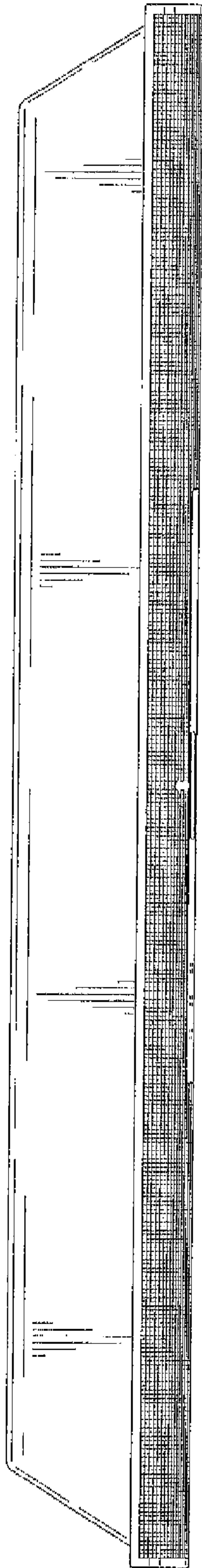


FIG. 6

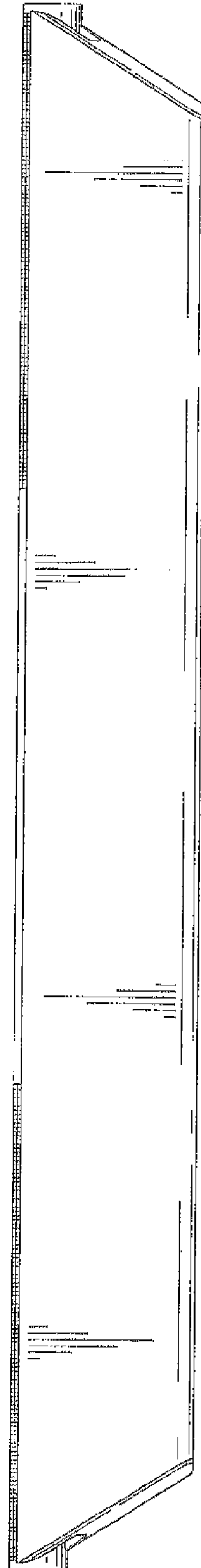


FIG. 7

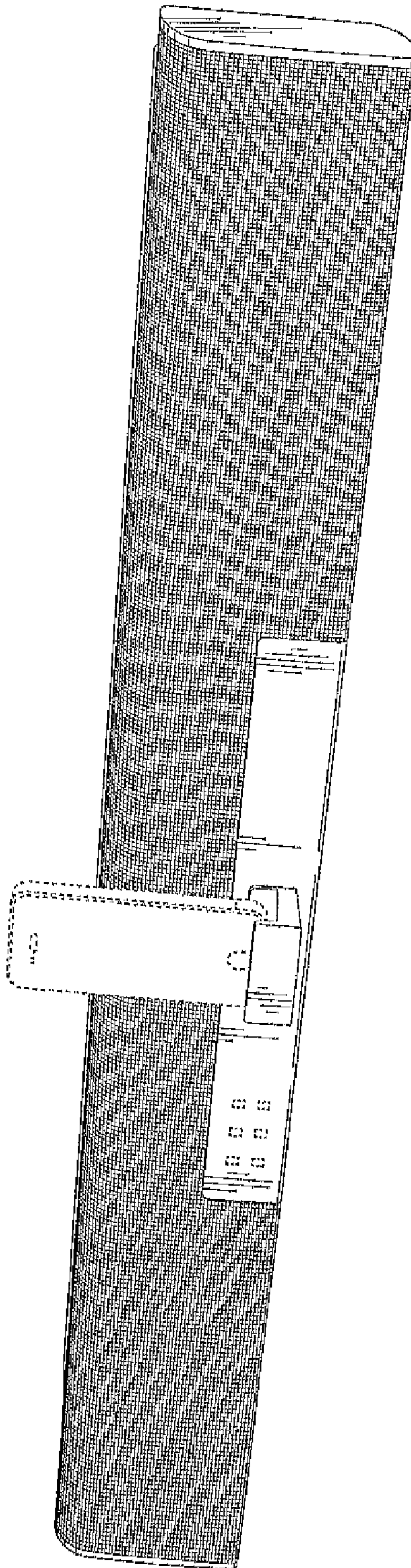


FIG. 8