



US00D676828S

(12) **United States Design Patent**  
**Clark**

(10) **Patent No.:** **US D676,828 S**

(45) **Date of Patent:** **\*\* Feb. 26, 2013**

(54) **FOOTBALL SHAPED AUDIO SPEAKER**

(76) Inventor: **Robert E. Clark**, Anchorage, AK (US)

(\*\*) Term: **14 Years**

(21) Appl. No.: **29/374,390**

(22) Filed: **Aug. 5, 2011**

(51) **LOC (9) Cl.** ..... **14-01**

(52) **U.S. Cl.** ..... **D14/207**

(58) **Field of Classification Search** ..... D14/204,  
D14/207, 210–216, 189; 181/143, 144, 147,  
181/148, 150–153, 157, 198, 199; 381/330–303,  
381/306, 332, 333, 336, 345, 361–364, 386–388;  
D21/315, 328; 455/347; 312/7.1; 439/577  
See application file for complete search history.

(56) **References Cited**

U.S. PATENT DOCUMENTS

2,888,090 A \* 5/1959 Wylezik ..... 181/147  
D265,309 S \* 7/1982 Glass ..... D14/207  
D460,064 S \* 7/2002 Solland ..... D14/207

D526,644 S \* 8/2006 Breit ..... D14/216  
D530,308 S \* 10/2006 Topping ..... D14/207  
D573,132 S \* 7/2008 Yang ..... D14/207  
D589,029 S \* 3/2009 Lee ..... D14/207  
D591,725 S \* 5/2009 Komiyama ..... D14/215

\* cited by examiner

*Primary Examiner* — Prabhakar Deshmukh

(74) *Attorney, Agent, or Firm* — Michael J Tavella


(57) **CLAIM**

The ornamental design for a football shaped audio speaker, as shown and described.

**DESCRIPTION**

FIG. 1 is a front elevation view of a football shaped audio speaker showing my new design.  
FIG. 2 is a right side elevation view thereof, the opposite side being a mirror image thereof.  
FIG. 3 is a rear elevation view thereof.  
FIG. 4 is a bottom plan view thereof; and,  
FIG. 5 is a top plan view thereof.

**1 Claim, 5 Drawing Sheets**






Figure 1

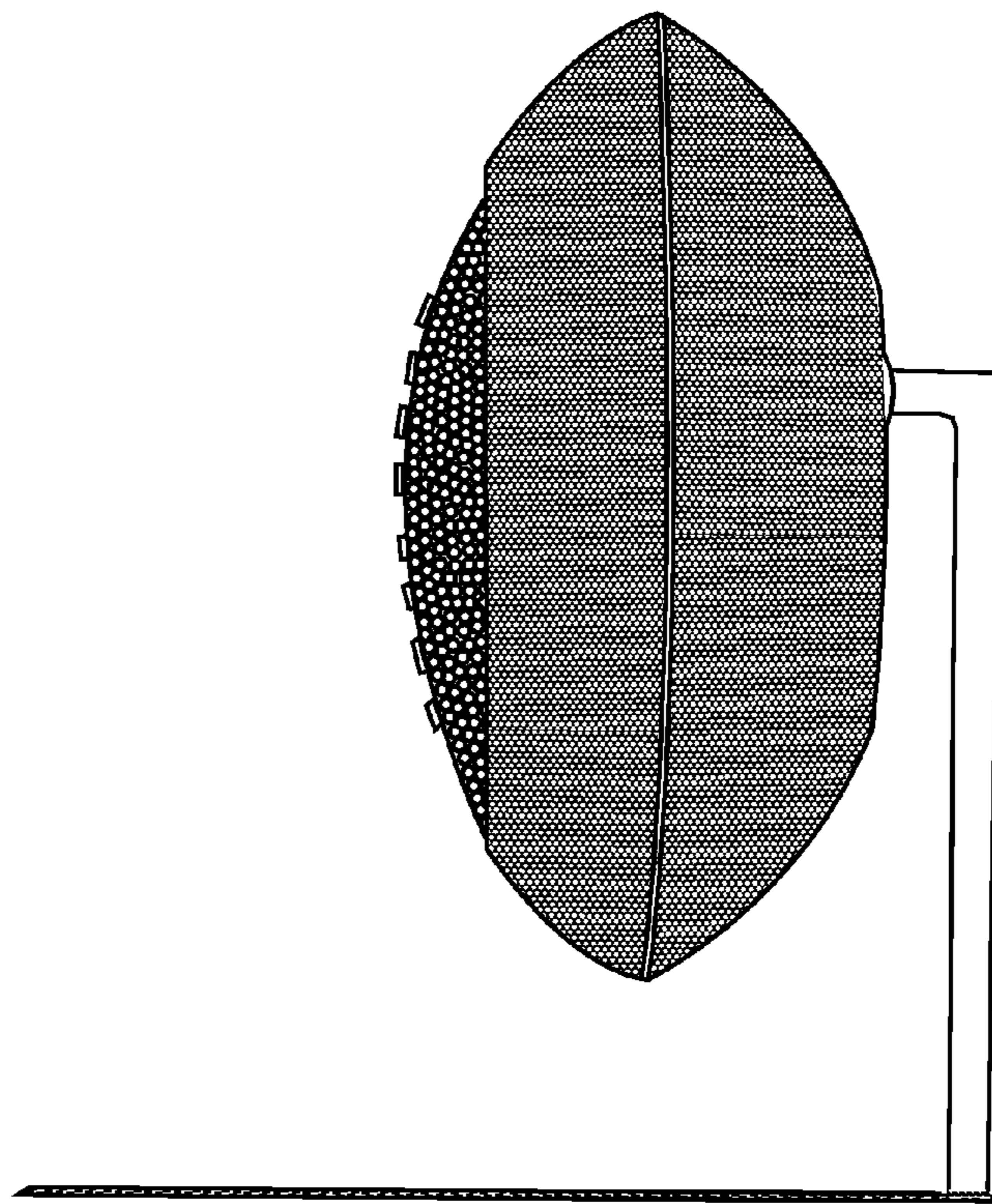


Figure 2

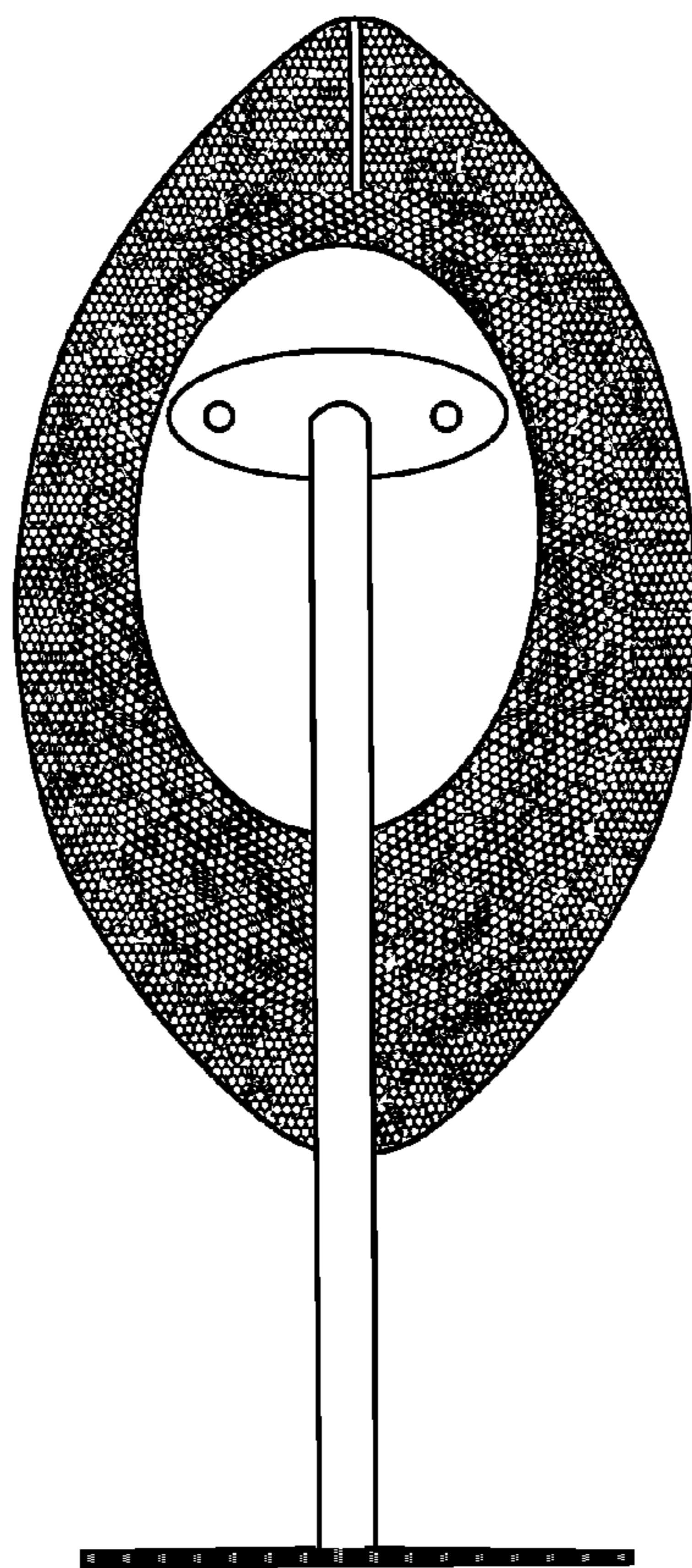
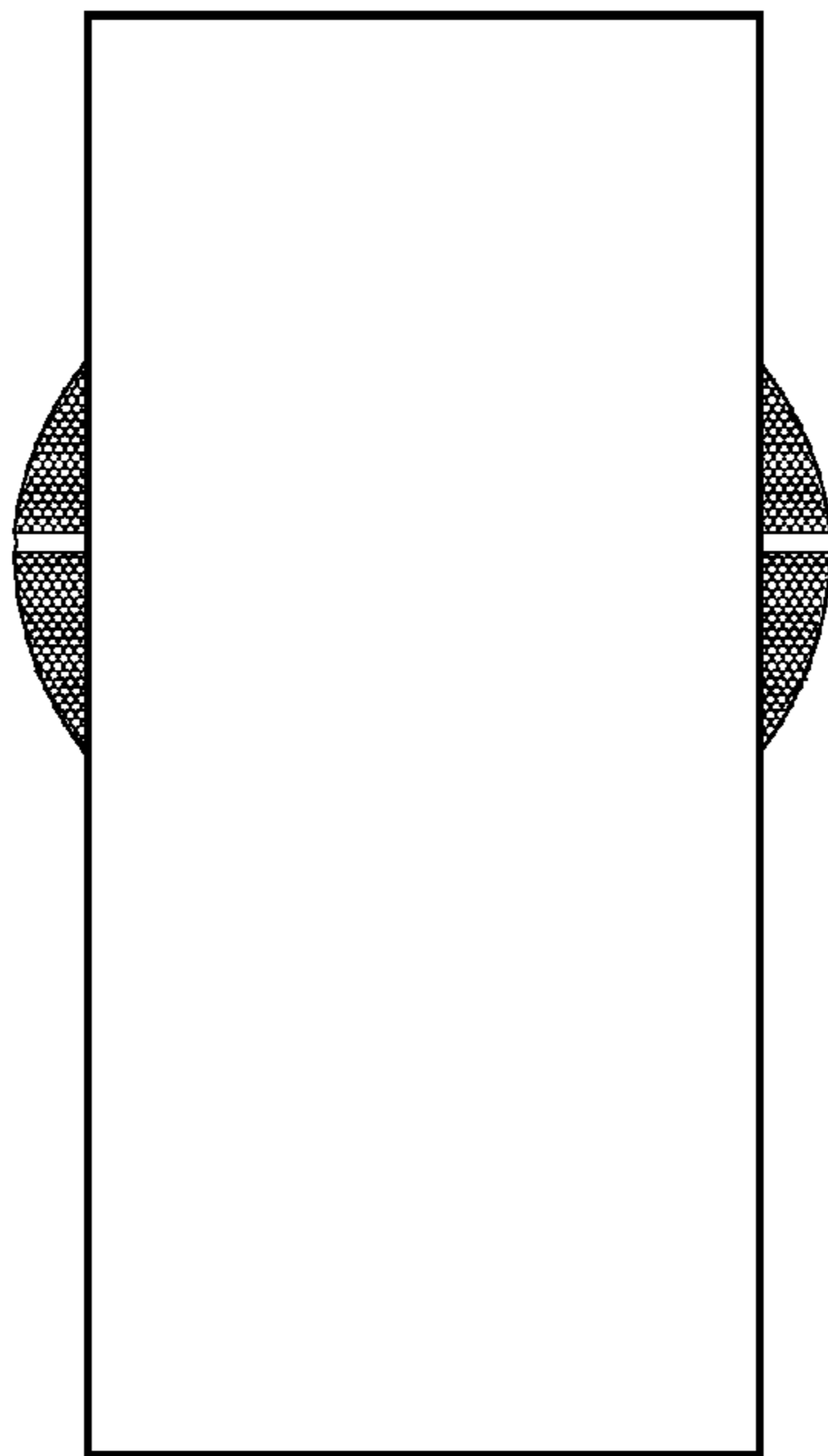


Figure 3



**Figure 4**

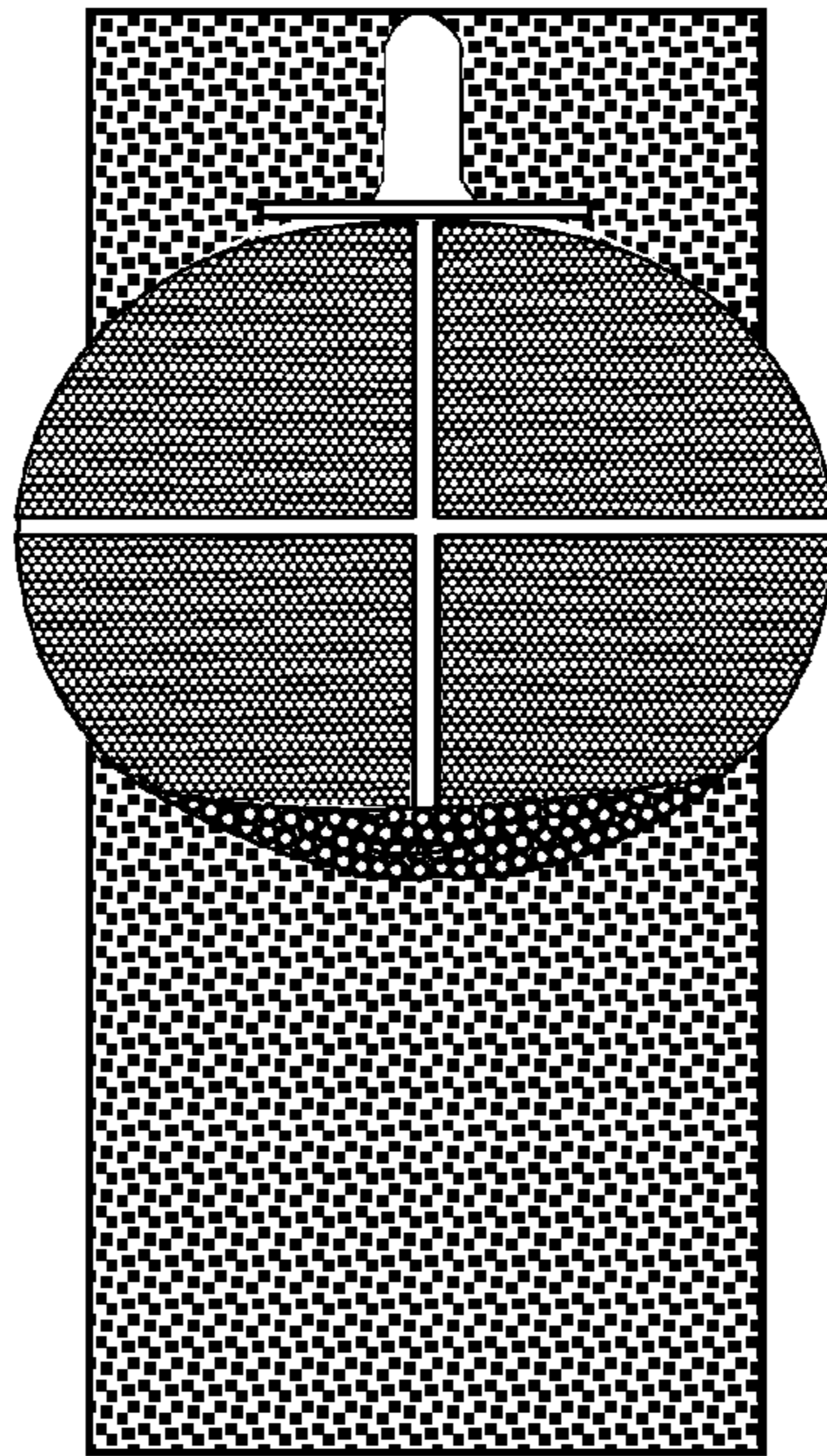


Figure 5