



US00D676827S

(12) **United States Design Patent**  
**Desrosiers**

(10) **Patent No.:** **US D676,827 S**

(45) **Date of Patent:** **\*\* \*Feb. 26, 2013**

(54) **SPEAKER**

(75) Inventor: **Steven Desrosiers**, Whitinsville, MA  
(US)

(73) Assignee: **LOUD Technologies Inc.**, Woodinville,  
WA (US)

(\* ) Notice: This patent is subject to a terminal dis-  
claimer.

(\*\*) Term: **14 Years**

(21) Appl. No.: **29/403,506**

(22) Filed: **Oct. 6, 2011**

(51) **LOC (9) Cl.** ..... **14-01**

(52) **U.S. Cl.** ..... **D14/204**

(58) **Field of Classification Search** ..... D14/204,  
D14/218, 172, 210–216; 181/143, 147, 148,  
181/150, 153, 157, 198, 199, 166, 144;  
381/300–303, 306, 332, 333, 336, 345, 361–364,  
381/370, 386–388

See application file for complete search history.

(56) **References Cited**

**U.S. PATENT DOCUMENTS**

3,143,182	A *	8/1964	Sears et al.	.....	181/153
4,073,365	A *	2/1978	Johnson	.....	181/147
4,592,444	A *	6/1986	Perrigo	.....	181/151
4,805,729	A *	2/1989	Wascom	.....	181/144
D414,771	S *	10/1999	Hoyt et al.	.....	D14/214

D434,750	S *	12/2000	Childers et al.	.....	D14/204
D461,792	S *	8/2002	Silverstein et al.	.....	D14/214
D462,065	S *	8/2002	Silverstein et al.	.....	D14/214
D482,344	S *	11/2003	Green	.....	D14/214
D484,484	S *	12/2003	Green	.....	D14/204
6,978,030	B2 *	12/2005	Reich	.....	381/124
D542,270	S *	5/2007	Jenkins et al.	.....	D14/214
D571,356	S *	6/2008	Smith	.....	D14/214

\* cited by examiner

*Primary Examiner* — Prabhakar Deshmukh

(74) *Attorney, Agent, or Firm* — Christensen O'Connor  
Johnson Kindness PLLC

(57) **CLAIM**

The ornamental design for a speaker, as shown and described.

**DESCRIPTION**

FIG. 1 is a front perspective view of a speaker showing my  
new design;

FIG. 2 is a right side elevational view thereof;

FIG. 3 is a front elevational view thereof;

FIG. 4 is rear elevational view thereof;

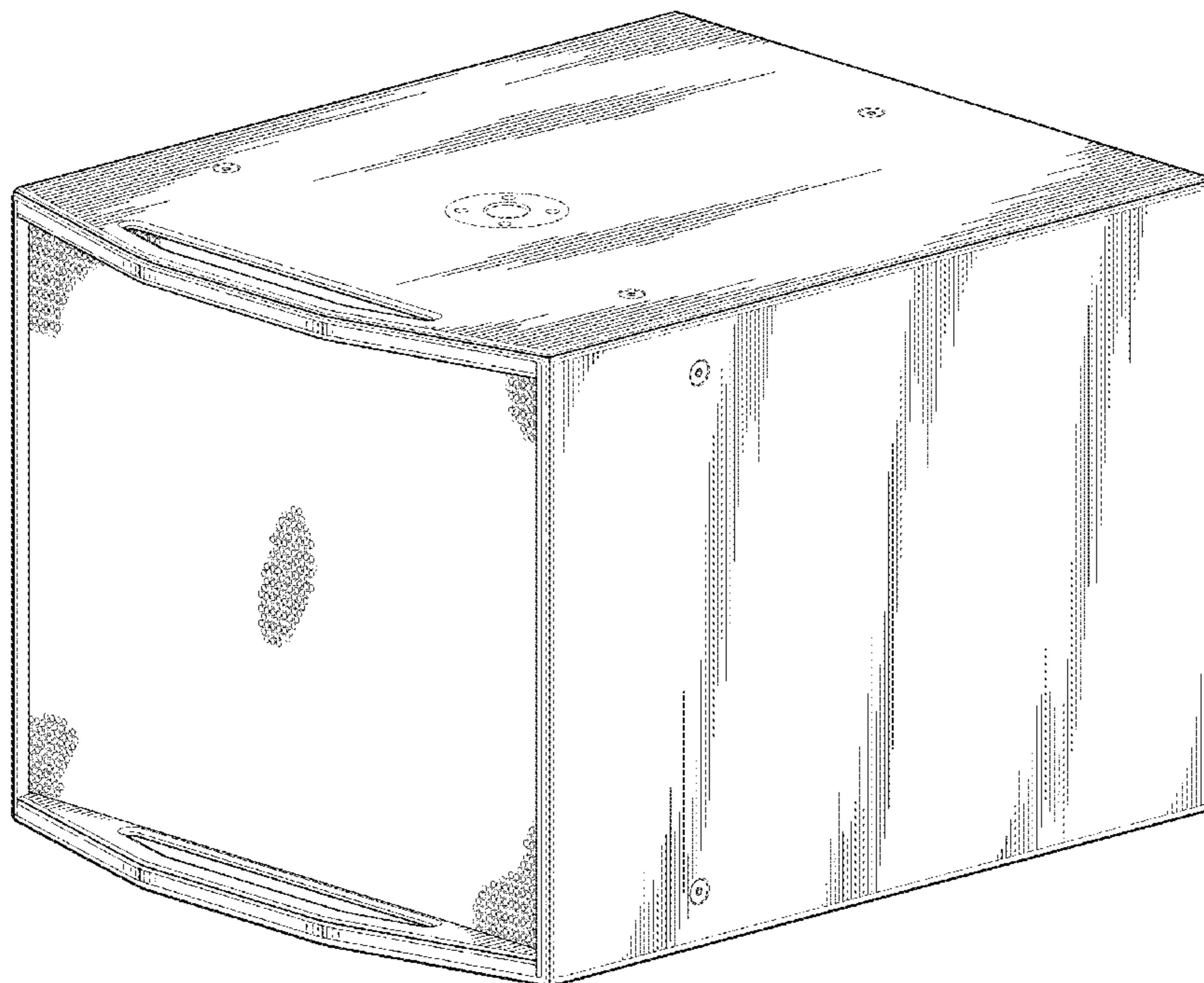
FIG. 5 is a left side elevational view thereof;

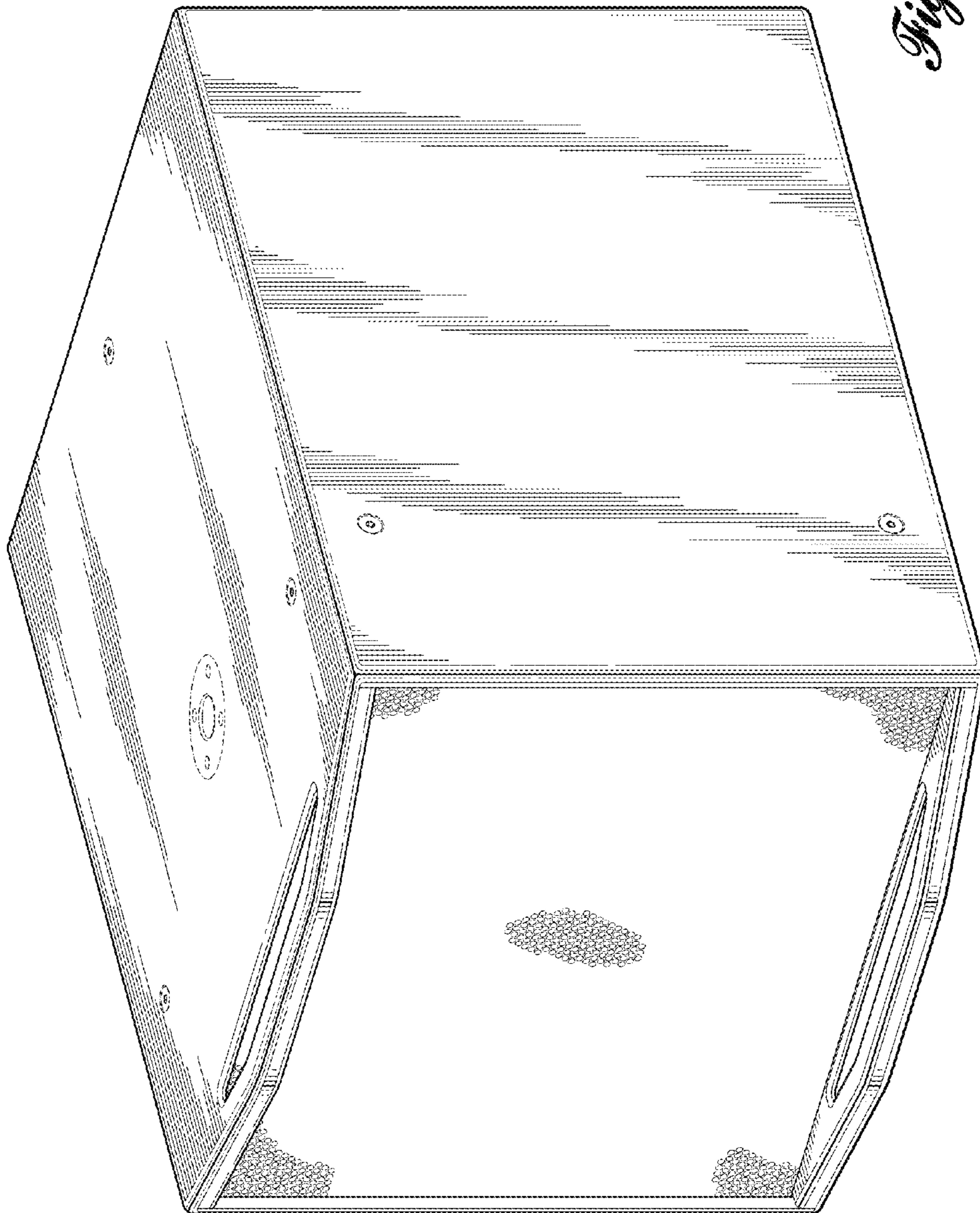
FIG. 6 is a bottom plan view thereof; and,

FIG. 7 is atop plan view thereof.


The broken lines environment is for illustrative purpose only  
and forms no part of the claimed design.

**1 Claim, 7 Drawing Sheets**





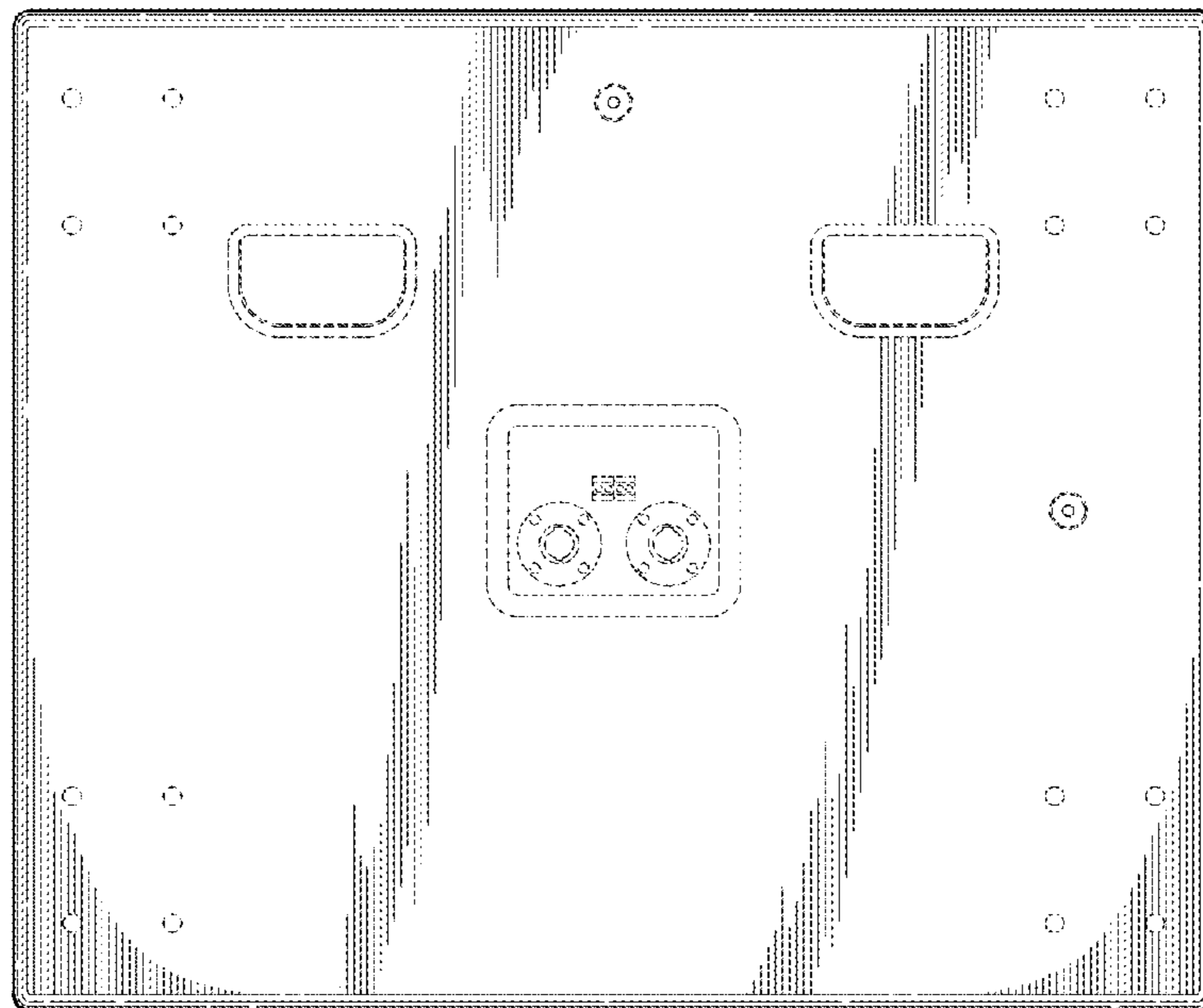
*Fig. 1.*



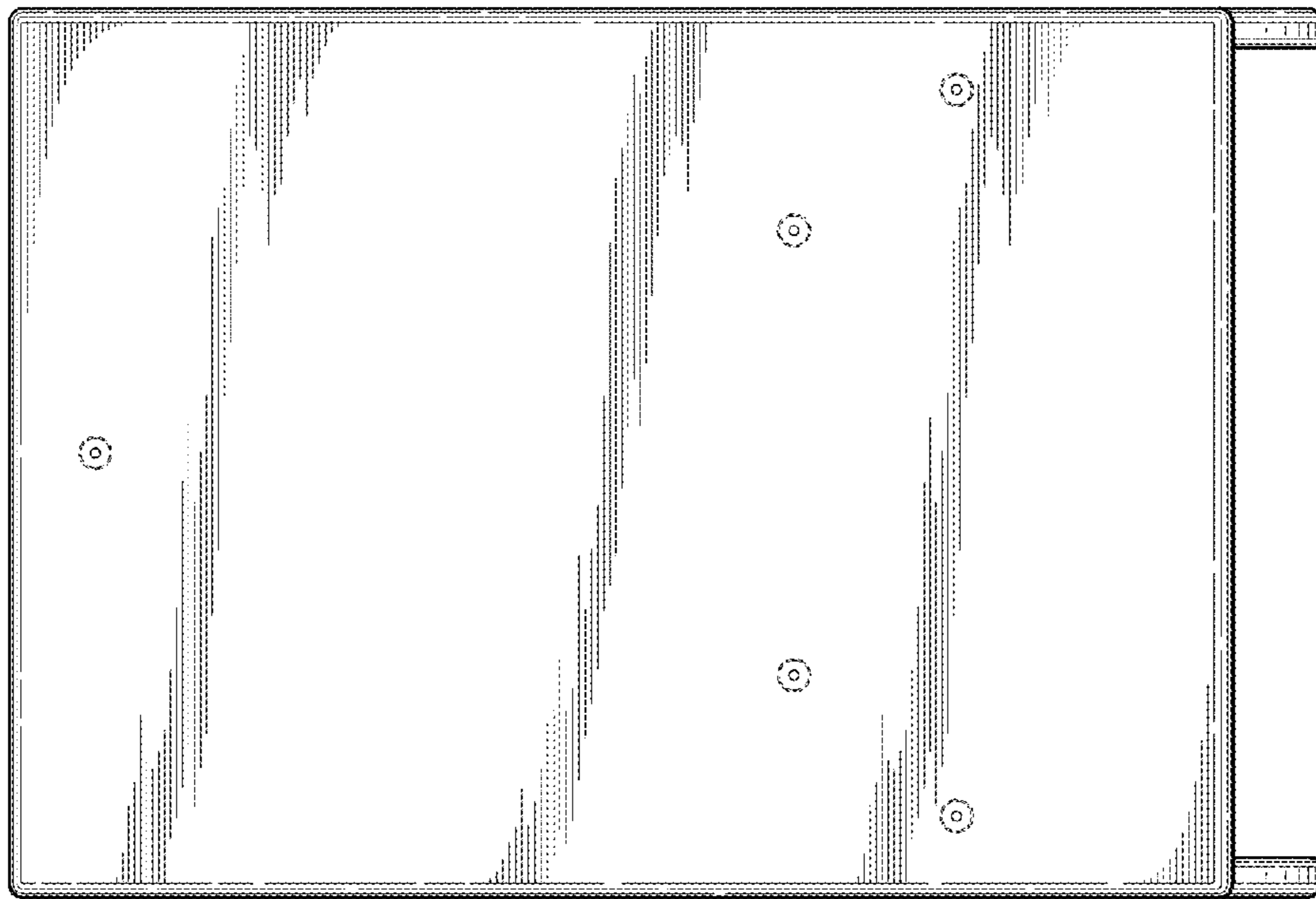
*Fig. 2.*




*Fig. 3.*



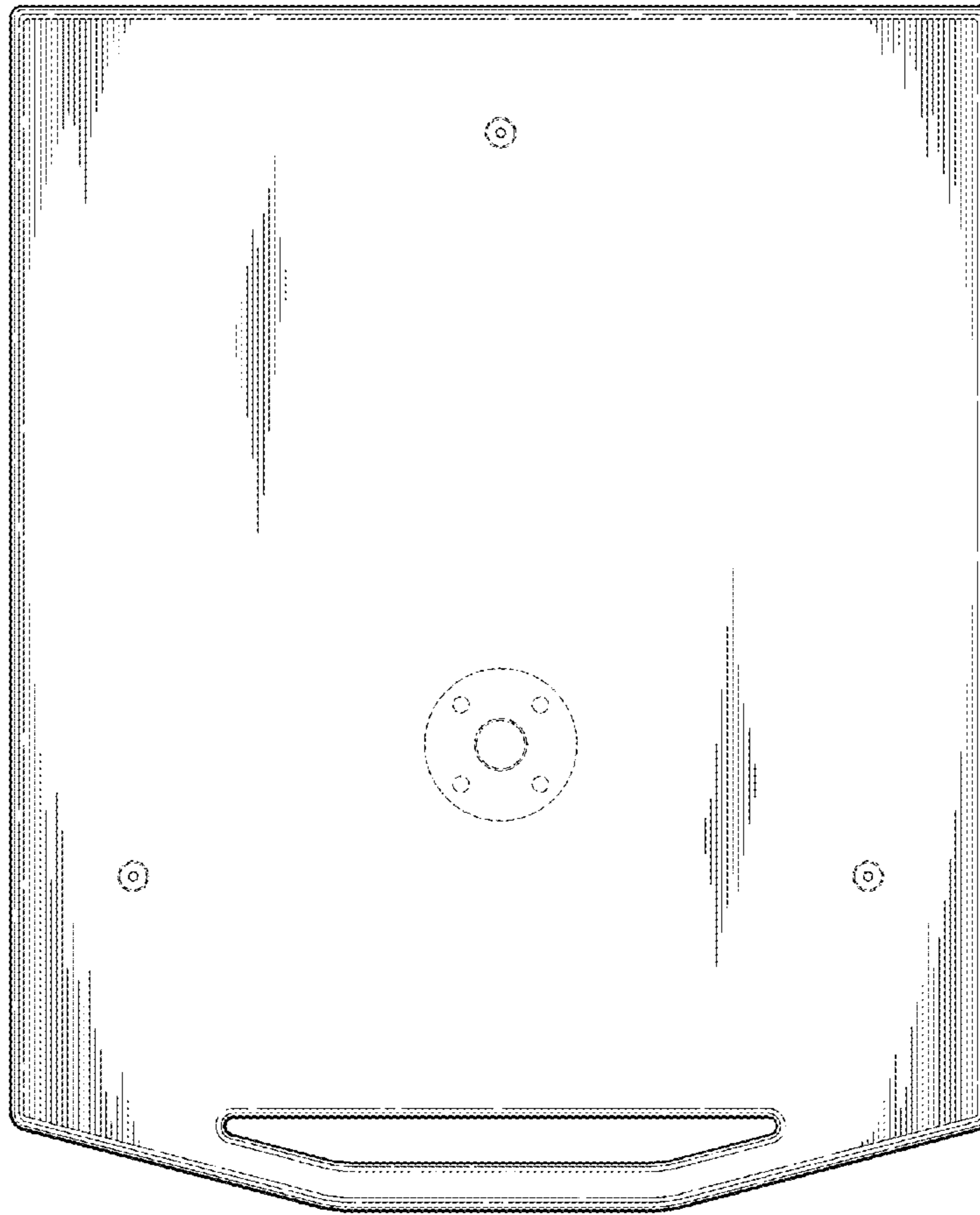
*Fig. 4.*



*Fig. 5.*



*Fig. 6.*



*Fig. 7.*



UNITED STATES PATENT AND TRADEMARK OFFICE  
**CERTIFICATE OF CORRECTION**

PATENT NO. : D676,827 S  
APPLICATION NO. : 29/403506  
DATED : February 26, 2013  
INVENTOR(S) : S. Desrosiers

Page 1 of 1

It is certified that error appears in the above-identified patent and that said Letters Patent is hereby corrected as shown below:

<u>COLUMN</u>	<u>LINE</u>	<u>ERROR</u>
(57) Title Pg. 1, col. 2	Description 5 of text	“FIG. 4 is rear” should read --FIG. 4 is a rear--
(57) Title Pg. 1, col. 2	Description 8 of text	“FIG. 7 is atop” should read --FIG. 7 is a top--

Signed and Sealed this  
Ninth Day of July, 2013



Teresa Stanek Rea  
Acting Director of the United States Patent and Trademark Office