



US00D676804S

(12) **United States Design Patent**
Ogawa

(10) **Patent No.:** **US D676,804 S**
(45) **Date of Patent:** **** Feb. 26, 2013**

(54) **AUTOMOBILE TIRE**

(75) Inventor: **Hidenori Ogawa**, Tokyo (JP)

(73) Assignee: **Bridgestone Corporation**, Tokyo (JP)

(**) Term: **14 Years**

(21) Appl. No.: **29/403,399**

(22) Filed: **Oct. 5, 2011**

(30) **Foreign Application Priority Data**

Apr. 6, 2011 (JP) 2011-007931

(51) **LOC (9) Cl.** **12-15**

(52) **U.S. Cl.** **D12/598**

(58) **Field of Classification Search** D12/568-603;
152/209.1-209.28

See application file for complete search history.

(56) **References Cited**

U.S. PATENT DOCUMENTS

D517,472 S	3/2006	Allison	
D534,484 S *	1/2007	Feider et al.	D12/584
D585,816 S	2/2009	Campana	
D627,710 S *	11/2010	Rodicq et al.	D12/583
D632,245 S *	2/2011	Audigier et al.	D12/583
D640,627 S *	6/2011	Durand	D12/601

FOREIGN PATENT DOCUMENTS

JP	01222352 S	11/2004
JP	01334088 S	4/2010

OTHER PUBLICATIONS

Japanese Design Gazette dated Aug. 27, 2012 issued in Japanese Design Application No. D2011-7931.

* cited by examiner

Primary Examiner — George D Kirschbaum

(74) *Attorney, Agent, or Firm* — Sughrue Mion, PLLC

(57) **CLAIM**

The ornamental design for an automobile tire, as shown and described.

DESCRIPTION

FIG. 1 is a perspective view of an automobile tire;
FIG. 2 is a front view thereof;
FIG. 3 is a plane view thereof;
FIG. 4 is a left side view thereof;
FIG. 5 is a fragmentary enlarged view showing the details of the tread portion thereof; and,
FIG. 6 is an end view taken along line 6-6 in FIG. 5 thereof.

1 Claim, 6 Drawing Sheets

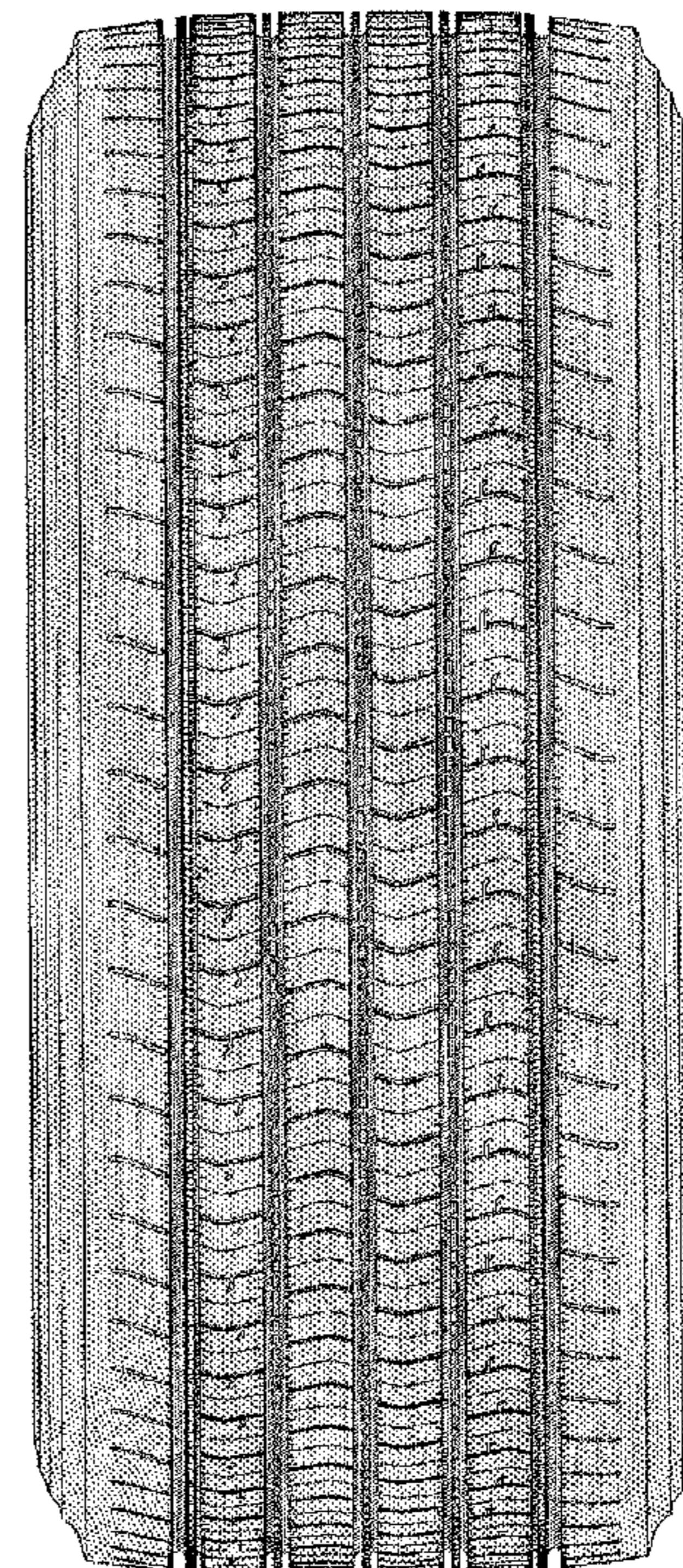
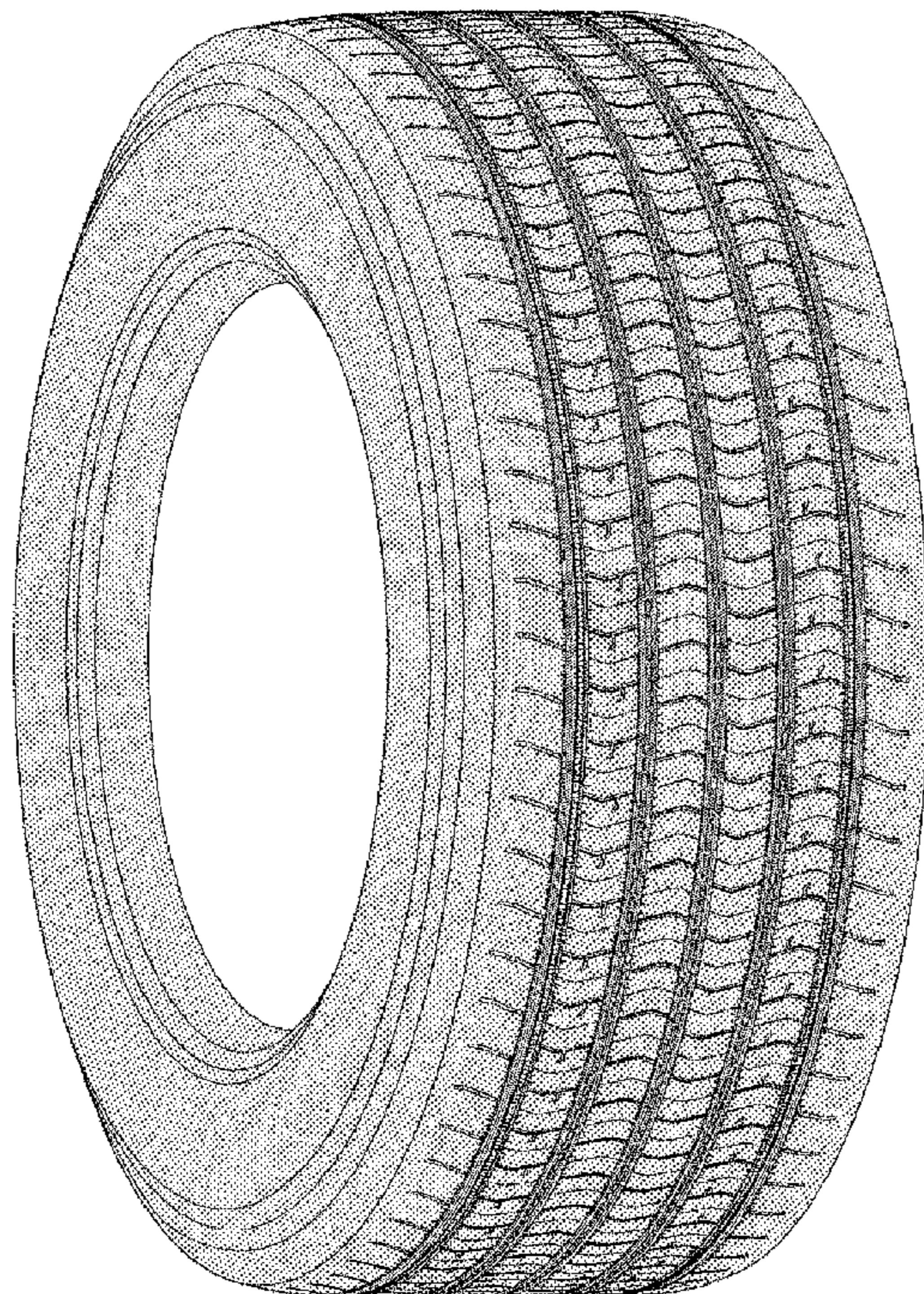


FIG. 1

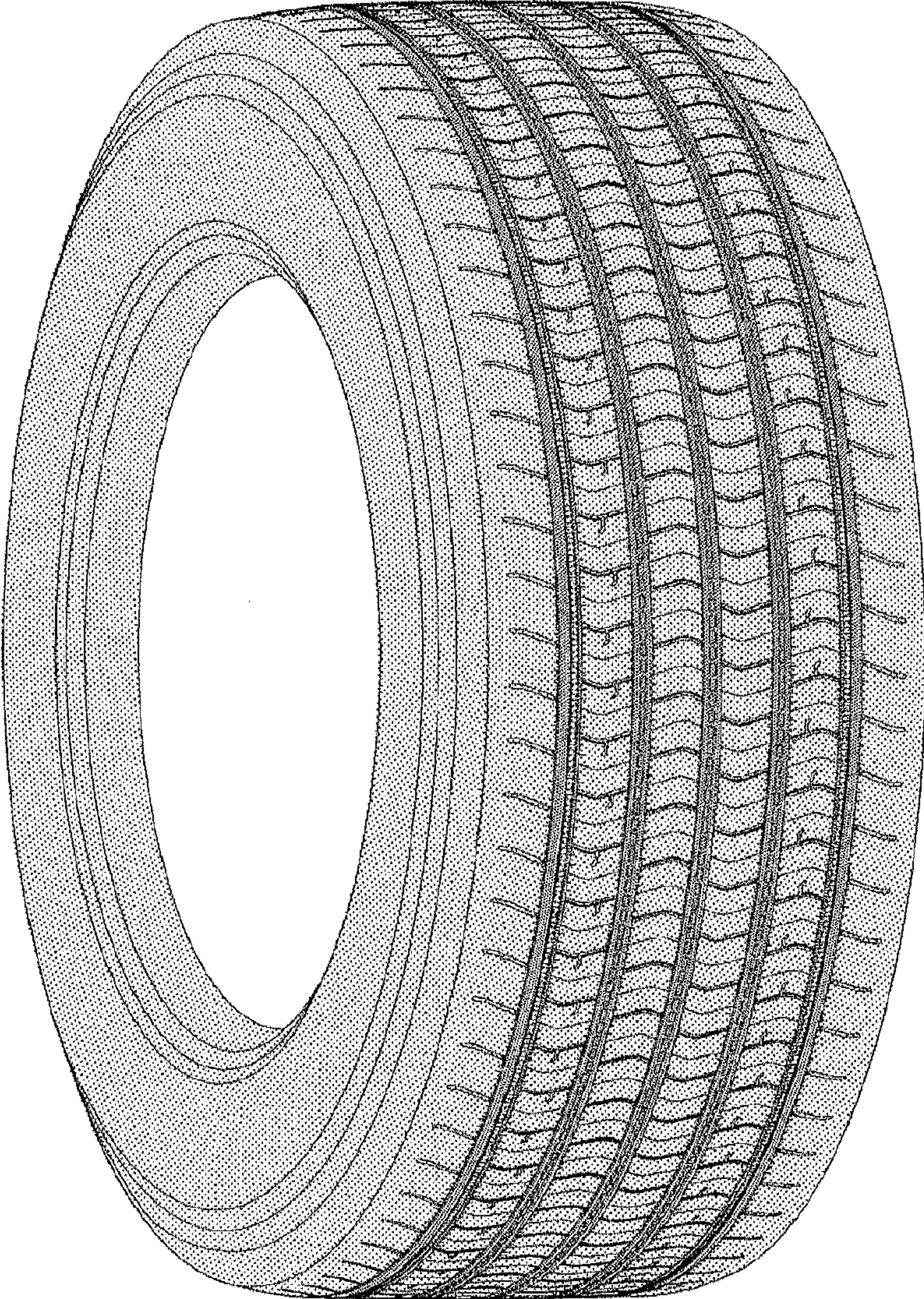


FIG. 2




FIG. 3




FIG. 4

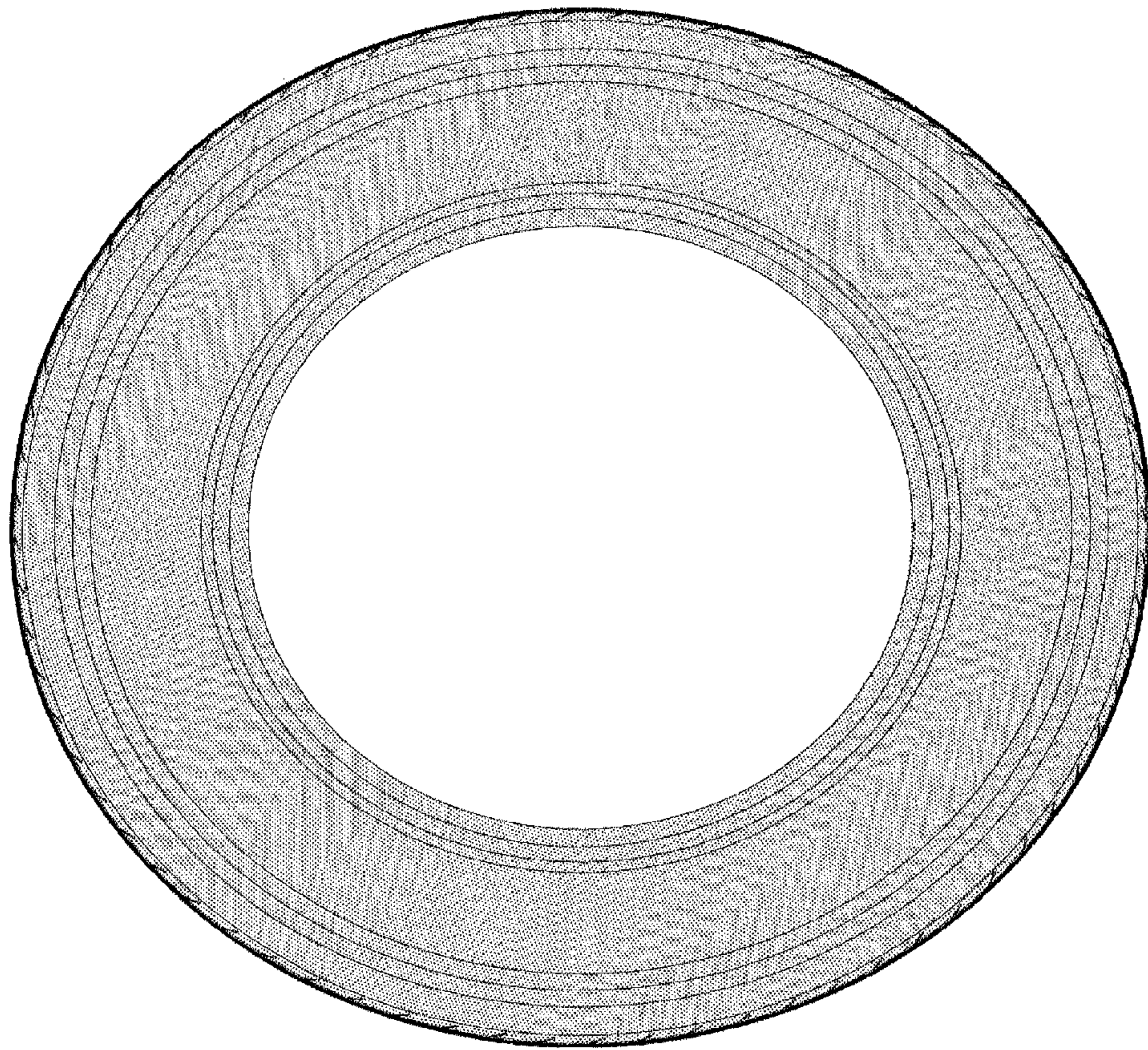


FIG. 5




FIG. 6

