



US00D676797S

(12) **United States Design Patent**
Cervini

(10) **Patent No.:** **US D676,797 S**
(45) **Date of Patent:** **** Feb. 26, 2013**

(54) **C6 STAGE 2 WATERFALL CONSOLE
EXTENSION**

(75) **Inventor:** **Samuel Frank Cervini**, Vineland, NJ
(US)

(73) **Assignee:** **Samuel Frank Cervini**, Vineland, NJ
(US)

(**) **Term:** **14 Years**

(21) **Appl. No.:** **29/399,316**

(22) **Filed:** **Aug. 11, 2011**

(51) **LOC (9) Cl.** **12-16**

(52) **U.S. Cl.** **D12/415**

(58) **Field of Classification Search** D12/415,
D12/416, 417, 418, 419, 420; 296/36; 22/539;
224/404; 248/274.1, 284.1; D8/354; D9/423;
D14/451-452

See application file for complete search history.

(56) **References Cited**

U.S. PATENT DOCUMENTS

1,650,385	A	*	11/1927	Payton	296/153
2,600,296	A	*	6/1952	Jacobs	296/153
3,550,951	A	*	12/1970	Cobbs	296/152
D305,297	S	*	1/1990	O'Neill	D9/434
D336,884	S	*	6/1993	Scheele et al.	D12/181
D633,857	S	*	3/2011	Cervini	D12/415

* cited by examiner

Primary Examiner — Katrina A Betton

(57) **CLAIM**

The ornamental design for a C6 stage 2 waterfall console extension, as shown and described.

DESCRIPTION

FIG. 1 is a rear left perspective view of a C6 stage 2 waterfall console extension showing my new design; FIG. 2 is a front right perspective view thereof; FIG. 3 is a bottom right perspective view thereof; FIG. 4 is a front elevational view thereof; FIG. 5 is a rear view thereof; and, FIG. 6 is a right side view thereof, the opposite side being a mirror image.

1 Claim, 2 Drawing Sheets

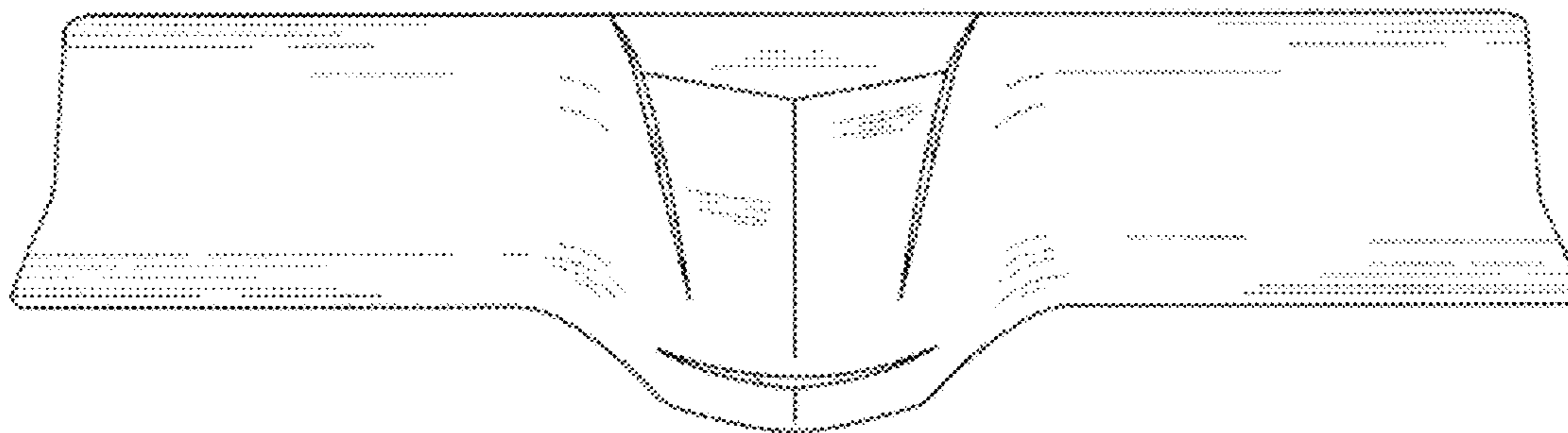


FIG. 1

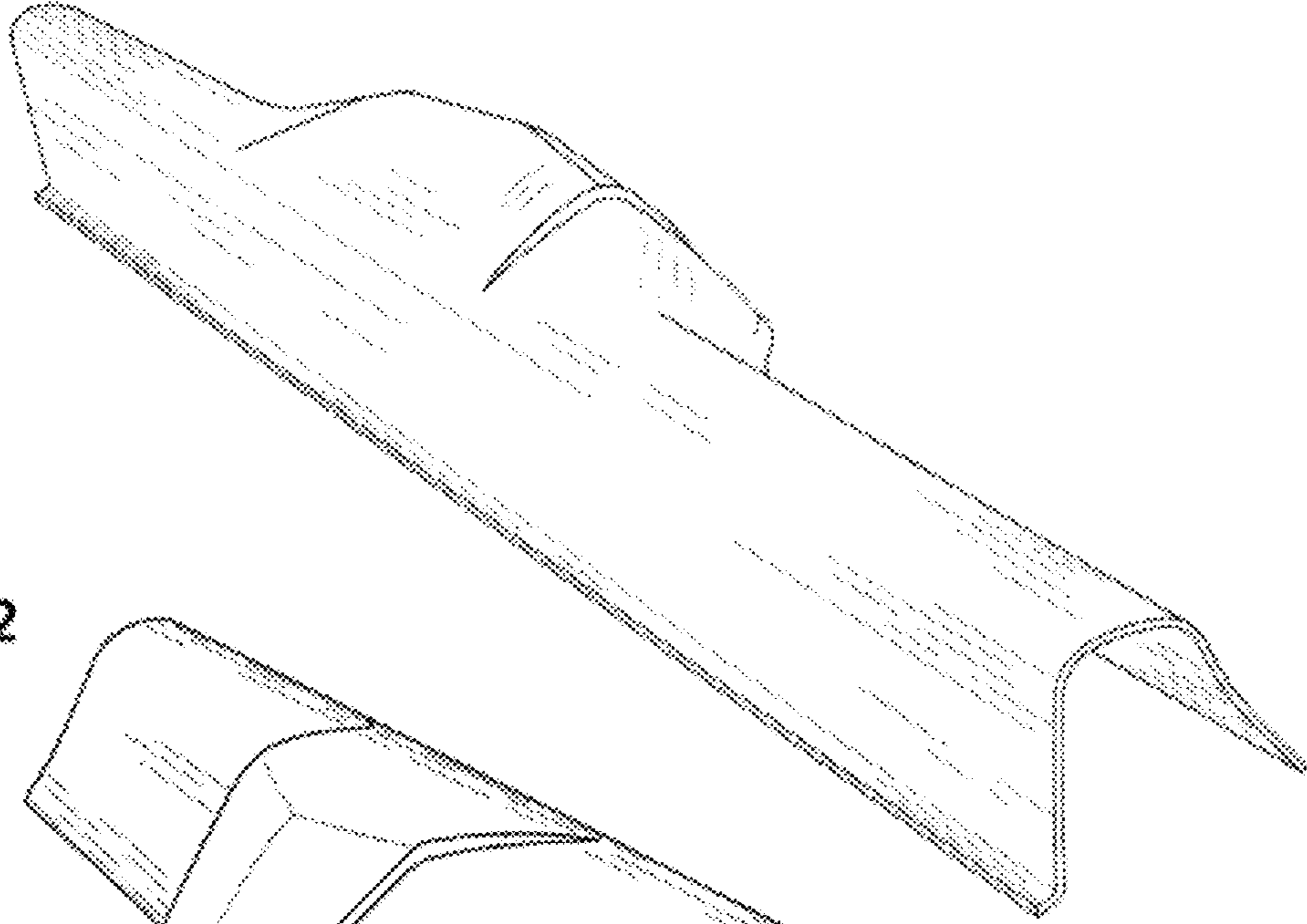


FIG. 2

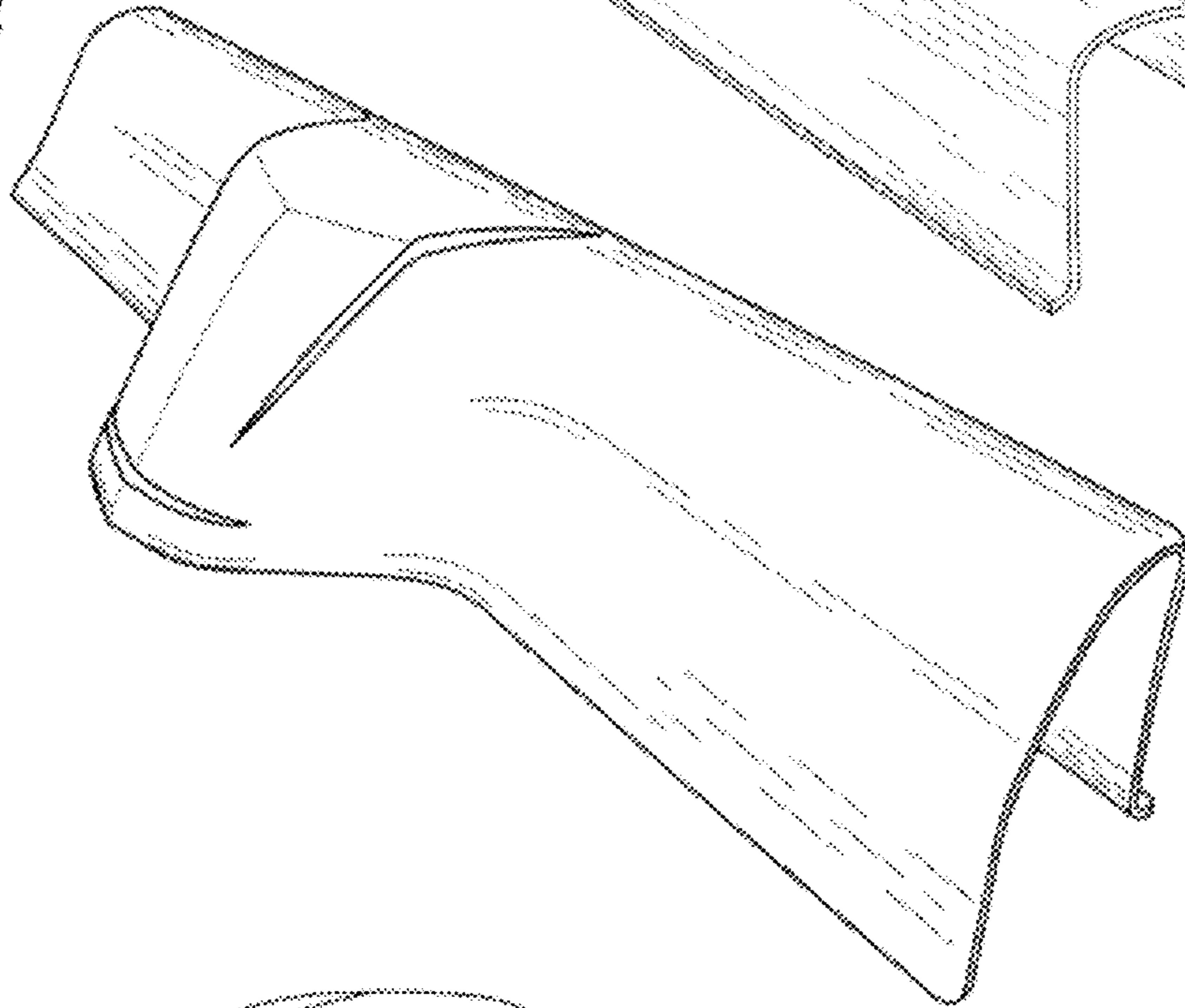


FIG. 3

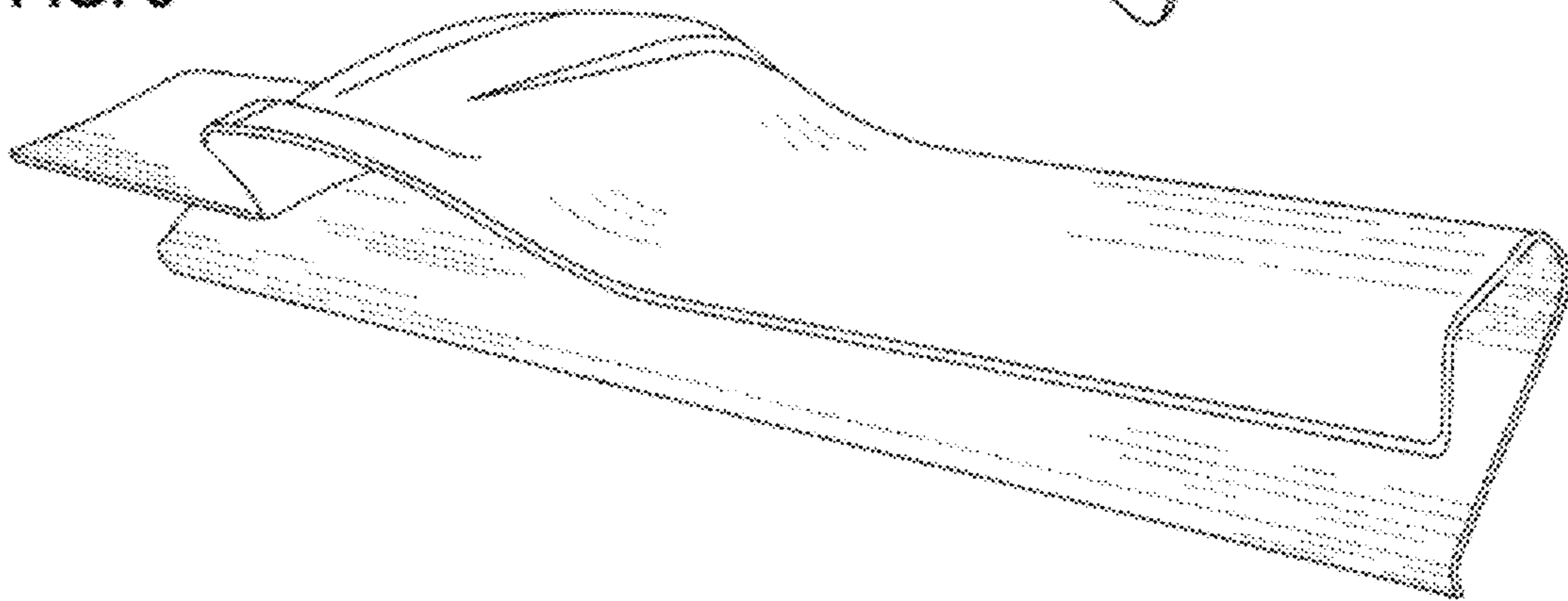


FIG. 4

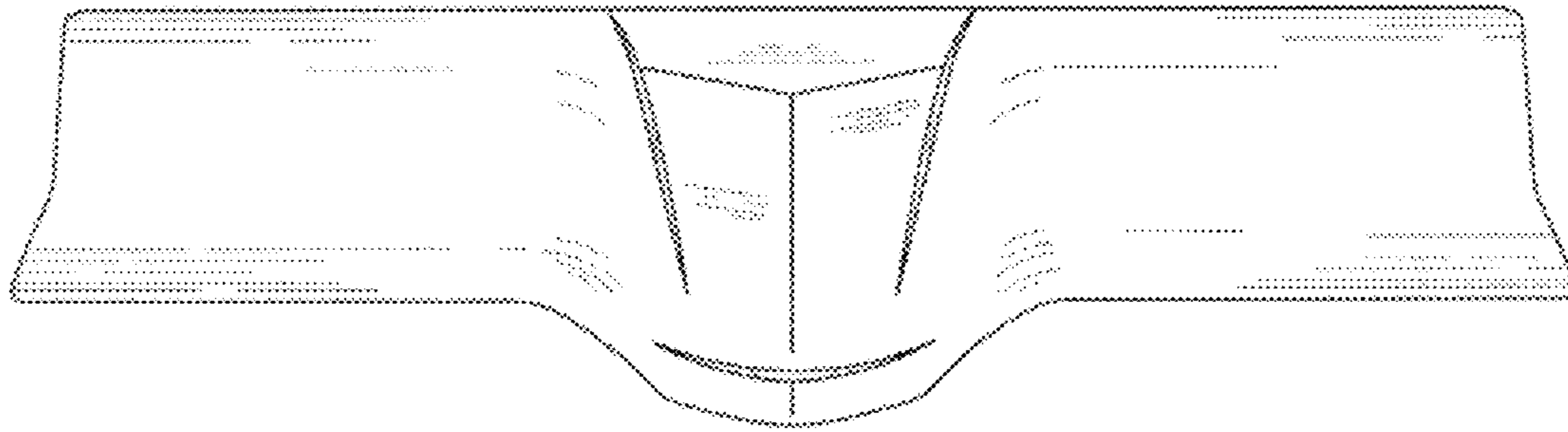


FIG. 5




FIG. 6

