



US00D676793S

(12) **United States Design Patent**
Yamada et al.

(10) **Patent No.:** **US D676,793 S**

(45) **Date of Patent:** **** Feb. 26, 2013**

(54) **TRUNK LID FOR AN AUTOMOBILE**

D592,577 S * 5/2009 Lamm D12/196
D596,546 S * 7/2009 Habib D12/196
D663,666 S * 7/2012 Matsumoto et al. D12/196

(75) Inventors: **Masayuki Yamada**, Aichi-ken (JP);
Junichi Toura, Shizuoka-ken (JP)

(73) Assignee: **Toyota Jidosha Kabushiki Kaisha**,
Toyota-shi (JP)

(**) Term: **14 Years**

(21) Appl. No.: **29/405,104**

(22) Filed: **Oct. 28, 2011**

(51) **LOC (9) Cl.** **12-16**

(52) **U.S. Cl.** **D12/196**

(58) **Field of Classification Search** D12/196,
D12/90-92, 86; 296/181.1, 181.5

See application file for complete search history.

(56) **References Cited**

U.S. PATENT DOCUMENTS

D571,701 S * 6/2008 Sato et al. D12/196
D581,336 S * 11/2008 Gabath et al. D12/196
D585,004 S * 1/2009 Leclercq D12/196

OTHER PUBLICATIONS

BMW 3-Series; www.weblio.jp/; Dec. 22, 2010.
Corolla Sedan, www.corolla-m.co.jp/; Dec. 22, 2010.

* cited by examiner

Primary Examiner — Melody N Brown

(74) *Attorney, Agent, or Firm* — Finnegan, Henderson,
Farabow, Garrett & Dunner, LLP

(57) **CLAIM**

The ornamental design for a trunk lid for an automobile, as
shown and described.

DESCRIPTION

FIG. 1 is a front perspective view of a trunk lid for an auto-
mobile showing our new design;
FIG. 2 is a front view thereof;
FIG. 3 is a rear view thereof;
FIG. 4 is a right side view thereof;
FIG. 5 is a left side view thereof;
FIG. 6 is a top plan view thereof; and,
FIG. 7 is a bottom view thereof.

1 Claim, 4 Drawing Sheets





FIG. 1




FIG. 2




FIG. 3




FIG. 4




FIG. 5

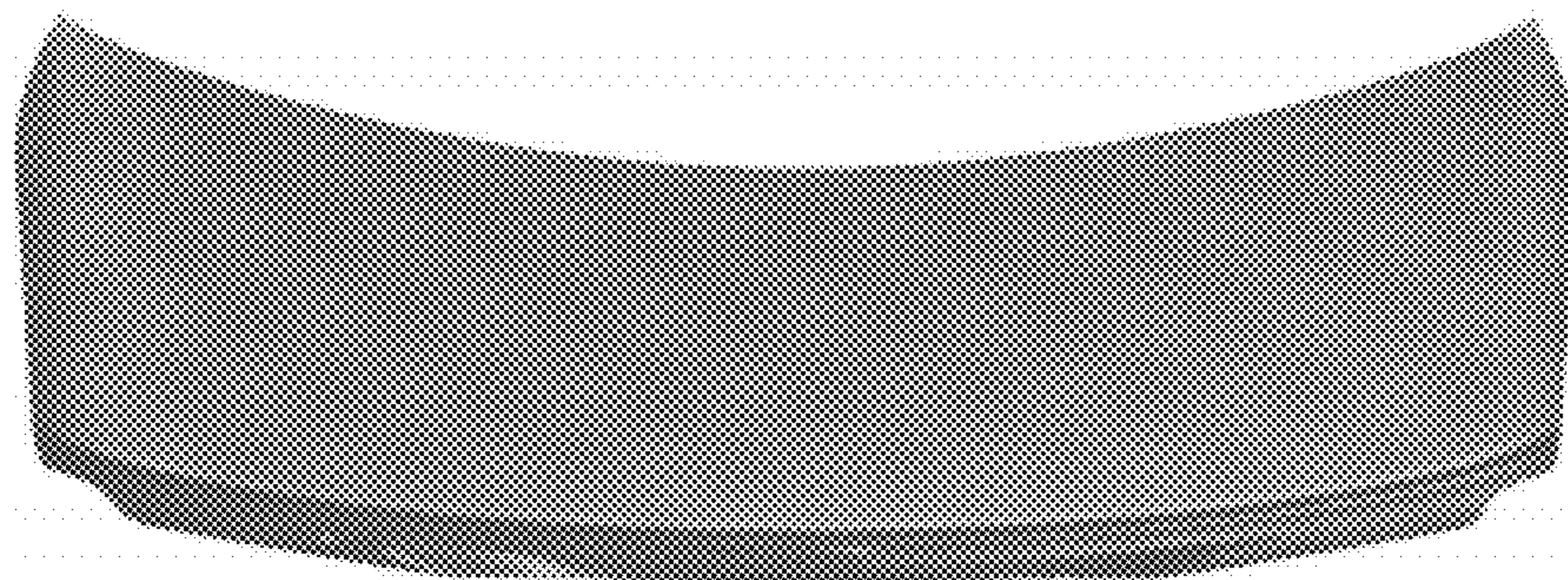


FIG. 6

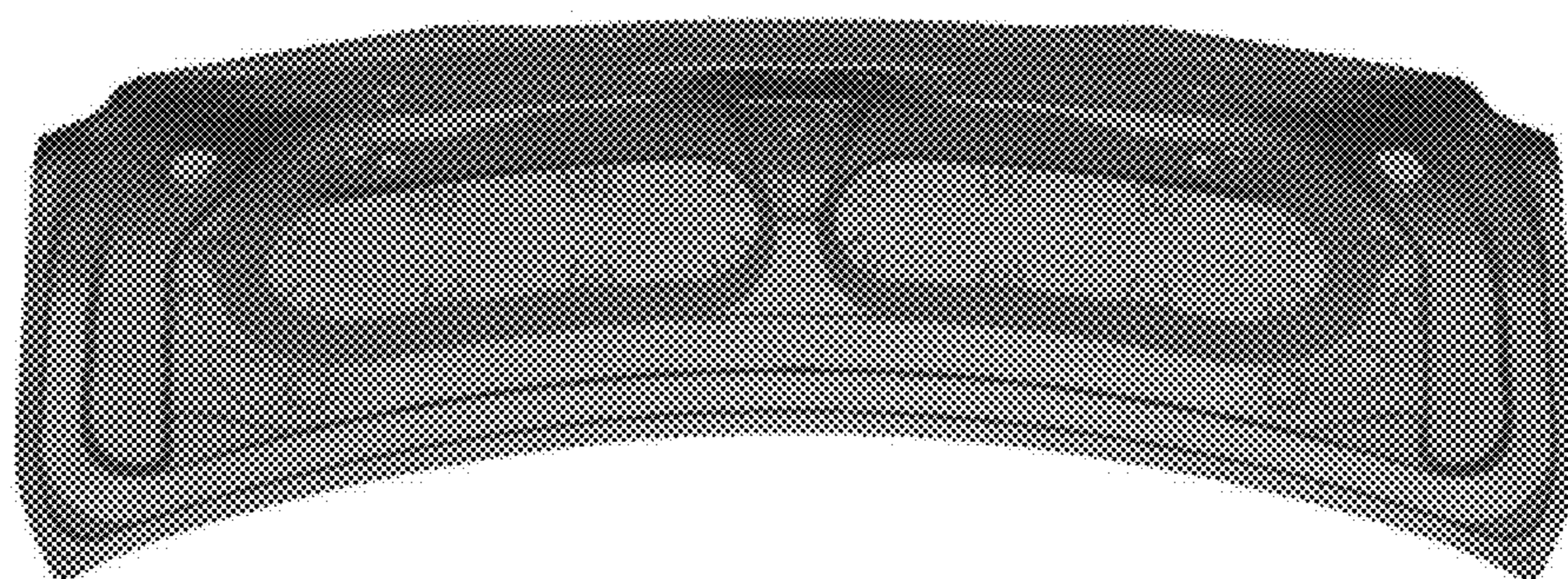


FIG. 7