



US00D676787S

(12) **United States Design Patent**  
**Frenkler et al.**

(10) **Patent No.:** **US D676,787 S**

(45) **Date of Patent:** **\*\* Feb. 26, 2013**

(54) **EXTERIOR OF A VEHICLE**

(75) Inventors: **Fritz Frenkler**, Munich (DE); **Wotan Wilden**, Munich (DE); **Florian Alexander Abendschein**, München (DE); **Paul Clemens Bart**, München (DE); **Marvin Bratke**, München (DE); **Berna Erenoglu**, Munich (DE); **Patric Wolfgang Freund**, München (DE); **Michael Fuderer**, Germering (DE); **Simon Rauchbart**, Gessertshausen (DE); **Jennifer Liane Schikora**, Berlin (DE); **Iлона Rebecca Skowronek**, München (DE); **Daniel Tudmann**, München (DE); **Verena Voppichler**, München (DE)

(73) Assignee: **Technische Universitaet Muechen**, Munich (DE)

(\*\*) Term: **14 Years**

(21) Appl. No.: **29/405,601**

(22) Filed: **Nov. 3, 2011**

(30) **Foreign Application Priority Data**

May 3, 2011 (DE) ..... 402011004517-0001

(51) **LOC (9) Cl.** ..... **12-08**

(52) **U.S. Cl.** ..... **D12/91**

(58) **Field of Classification Search** ..... D12/86,  
D12/90-92, 88; D21/424, 433, 434; 296/181.1,  
296/181.5

See application file for complete search history.

(56) **References Cited**

U.S. PATENT DOCUMENTS

D565,465 S \* 4/2008 Iida et al. .... D12/91  
D622,635 S \* 8/2010 Scott et al. .... D12/92  
D651,943 S \* 1/2012 Stolfo et al. .... D12/91

\* cited by examiner

*Primary Examiner* — Melody N Brown

(74) *Attorney, Agent, or Firm* — Simpson & Simpson, PLLC

(57) **CLAIM**

The ornamental design for an exterior of a vehicle, as shown and described.

**DESCRIPTION**

FIG. 1 is a front elevational view of the present invention exterior of a vehicle;

FIG. 2 is a rear elevational view of the present invention exterior of a vehicle;

FIG. 3 is a left side elevational view of the present invention exterior of a vehicle;

FIG. 4 is a top plan view of the present invention exterior of a vehicle;

FIG. 5 is a front perspective view of the present invention exterior of a vehicle;

FIG. 6 is a rear perspective view of the present invention exterior of a vehicle; and,

FIG. 7 is a side perspective view of the present invention exterior of a vehicle.

A right side elevational view has been omitted since it is a mirror image of the left side elevational view.

**1 Claim, 7 Drawing Sheets**





Fig. 1



Fig. 2

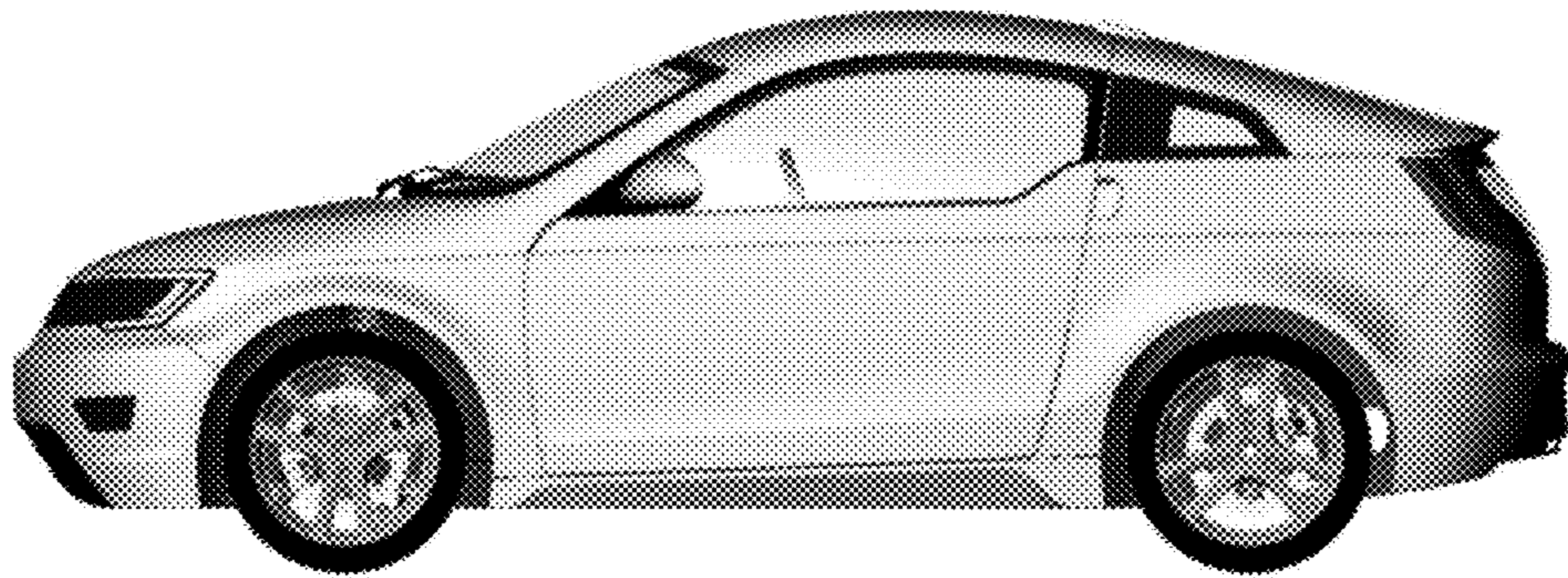


Fig. 3

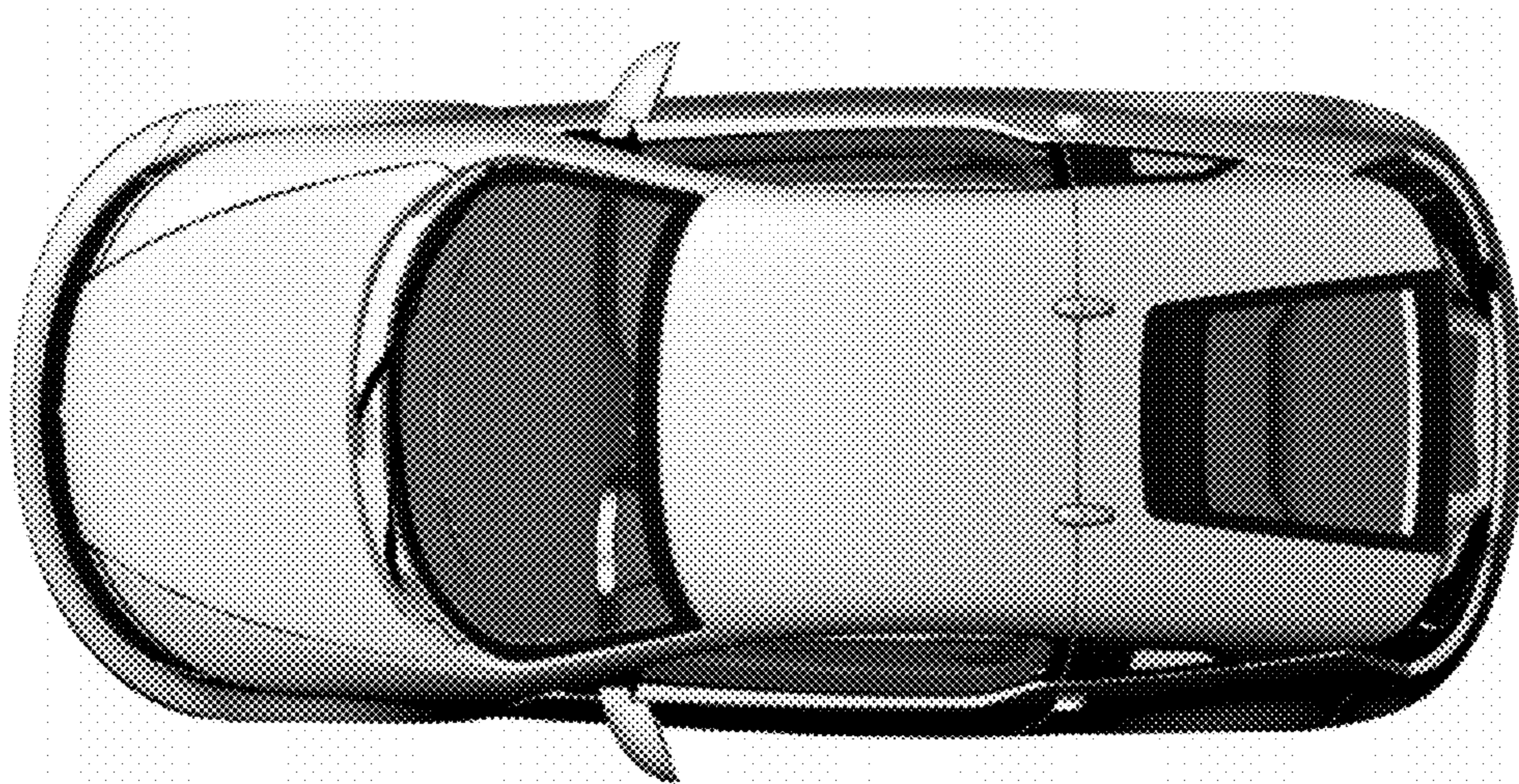


Fig. 4




Fig. 5




Fig. 6




Fig. 7