



US00D676771S

(12) **United States Design Patent**  
**Krüger et al.**

(10) **Patent No.:** **US D676,771 S**

(45) **Date of Patent:** **\*\* \*Feb. 26, 2013**

(54) **OXYGEN SENSOR AND INDICATOR FOR MEDICAL USE**

(75) Inventors: **Volker Krüger**, Nieste (DE); **Joachim Beine**, Guxhagen (DE)

(73) Assignee: **B. Braun Melsungen AG**

(\*) Notice: This patent is subject to a terminal disclaimer.

(\*\*) Term: **14 Years**

(21) Appl. No.: **29/373,959**

(22) Filed: **Jun. 15, 2011**

(30) **Foreign Application Priority Data**

Dec. 17, 2010 (EM) ..... 001794868-0001

(51) **LOC (9) Cl.** ..... **10-04**

(52) **U.S. Cl.** ..... **D10/81**

(58) **Field of Classification Search** ..... D10/46,  
D10/81; 422/82.08, 82.06, 82.07, 82.05,  
422/84, 91, 425, 83; 436/136, 138, 165,  
436/172, 166, 164, 68; 250/458.1, 459.1;  
600/532; 427/2.13

See application file for complete search history.

(56) **References Cited**

U.S. PATENT DOCUMENTS

7,897,109 B2 \* 3/2011 Labuda et al. .... 422/82.08

\* cited by examiner

*Primary Examiner* — Antoine D Davis

(74) *Attorney, Agent, or Firm* — David C Purdue

(57) **CLAIM**

The ornamental design for an oxygen sensor and indicator for medical use, as shown.

**DESCRIPTION**

The file of this patent contains drawings executed in color. Copies of this patent with color drawings will be provided by the Office upon request and payment of the necessary fee.

FIG. 1 is a front view of an oxygen sensor and indicator for medical use showing my new design;

FIG. 2 is a rear view thereof;


FIG. 3 is a top view thereof;

FIG. 4 is a bottom view thereof;

FIG. 5 is a right side view thereof; and,

FIG. 6 is a left side view thereof.

**1 Claim, 2 Drawing Sheets**  
**(2 of 2 Drawing Sheet(s) Filed in Color)**






FIG. 1




FIG. 2



FIG. 3




FIG. 4




FIG. 5




FIG. 6