



US00D676730S

(12) **United States Design Patent**
Kubono et al.

(10) **Patent No.:** **US D676,730 S**

(45) **Date of Patent:** **** Feb. 26, 2013**

(54) **ELECTRIC SCREWDRIVER**

(75) Inventors: **Kazuma Kubono**, Ageo (JP); **Satoshi Fujii**, Osaka (JP)

(73) Assignee: **Panasonic Electric Works Powertool Co., Ltd.**, Hikone-shi (JP)

(**) Term: **14 Years**

(21) Appl. No.: **29/392,497**

(22) Filed: **May 23, 2011**

(30) **Foreign Application Priority Data**

Dec. 13, 2010 (JP) 2010-029602

(51) **LOC (9) Cl.** **08-04**

(52) **U.S. Cl.** **D8/68**

(58) **Field of Classification Search** D8/68;
81/57.11, 429, 469; 173/13, 104, 178, 213,
173/216, 217; 408/20, 124, 125, 234, 241 R
See application file for complete search history.

(56) **References Cited**

U.S. PATENT DOCUMENTS

| | | | |
|--------------|---------|----------------------|-------|
| D382,457 S * | 8/1997 | Ghode et al. | D8/68 |
| D426,126 S * | 6/2000 | Schultz | D8/68 |
| D496,843 S * | 10/2004 | Sugawara et al. | D8/68 |
| D501,384 S * | 2/2005 | Wright et al. | D8/68 |
| D506,914 S * | 7/2005 | Okuda | D8/68 |
| D514,909 S * | 2/2006 | Bosch | D8/68 |
| D524,134 S * | 7/2006 | Wu | D8/68 |
| D525,847 S * | 8/2006 | Feldmann et al. | D8/68 |
| D527,971 S * | 9/2006 | Kokawa | D8/68 |
| D533,040 S * | 12/2006 | Schoen | D8/68 |
| D533,422 S * | 12/2006 | Ino et al. | D8/68 |
| D557,581 S * | 12/2007 | Stratford | D8/68 |

| | | | |
|-------------------|---------|----------------------|---------|
| D581,762 S * | 12/2008 | Aglassinger | D8/68 |
| D587,083 S * | 2/2009 | Misaki | D8/68 |
| D587,084 S * | 2/2009 | Van Wambeke | D8/68 |
| D589,317 S * | 3/2009 | Okuda | D8/68 |
| D599,639 S * | 9/2009 | Bradford et al. | D8/68 |
| D605,014 S * | 12/2009 | Yamamoto | D8/68 |
| D607,704 S * | 1/2010 | Murray | D8/68 |
| D607,705 S * | 1/2010 | Murray | D8/68 |
| D610,422 S * | 2/2010 | Houghton | D8/68 |
| D617,621 S * | 6/2010 | Houghton et al. | D8/68 |
| D618,975 S * | 7/2010 | Yamamoto | D8/68 |
| D628,039 S * | 11/2010 | Aoki et al. | D8/68 |
| D643,270 S * | 8/2011 | Hayakawa et al. | D8/68 |
| 2011/0220379 A1 * | 9/2011 | Bixler et al. | 173/216 |

* cited by examiner

Primary Examiner — Philip S Hyder

Assistant Examiner — John T Applewhite

(74) *Attorney, Agent, or Firm* — Marvin A. Motsenbocker;
Mots Law, PLLC

(57) **CLAIM**

The ornamental design for an electric screwdriver, as shown and described.

DESCRIPTION

FIG. 1 is a front perspective view of an electric screwdriver; FIG. 2 is a rear perspective view thereof; FIG. 3 is a front view thereof; FIG. 4 is a right side view thereof; FIG. 5 is a top plan thereof; FIG. 6 is a rear view thereof; FIG. 7 is a left side view thereof; and, FIG. 8 is a bottom plan view thereof.

The portions shown in broken lines form no part of the claimed design but are provided for completeness.

1 Claim, 8 Drawing Sheets

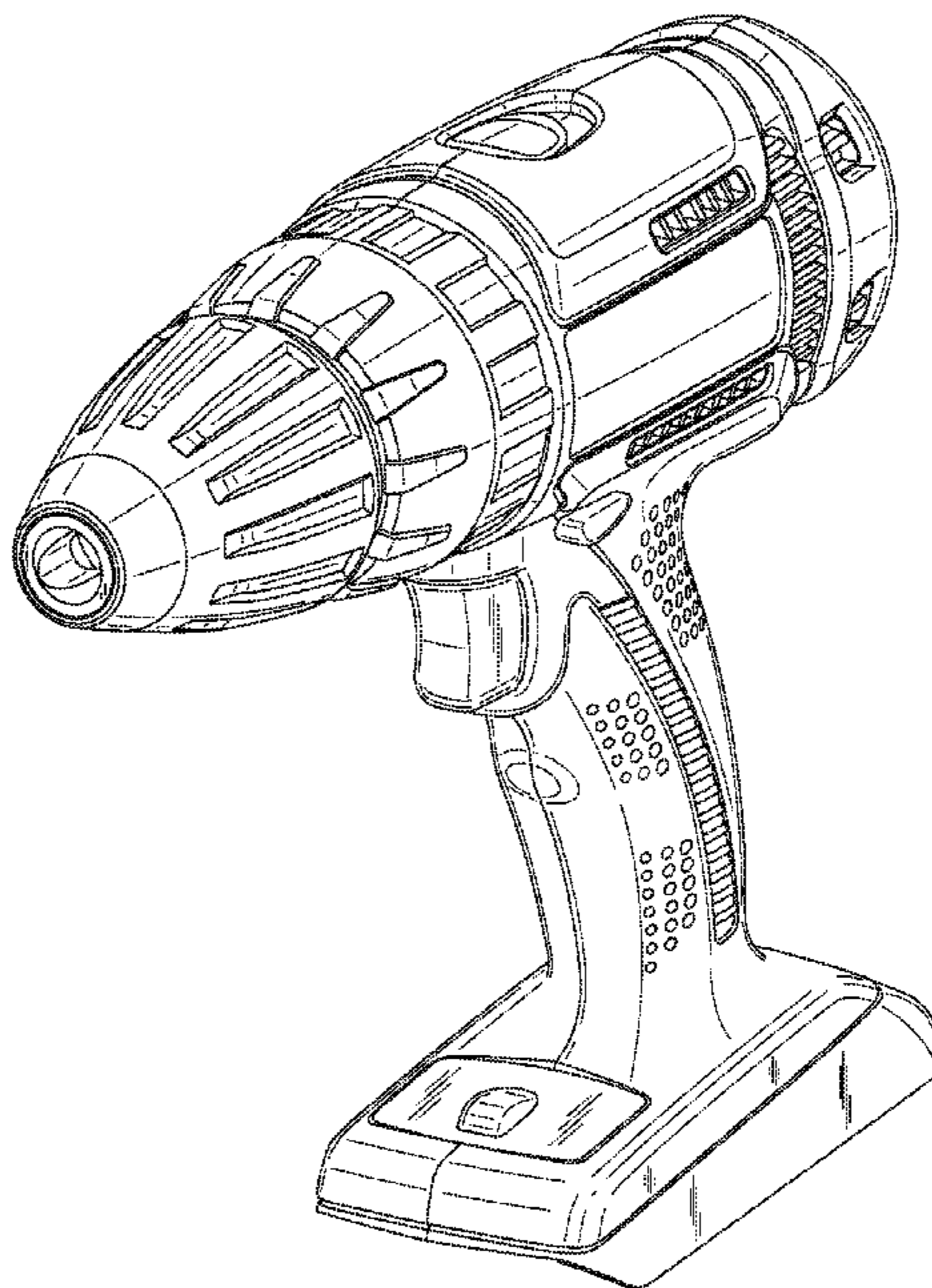


Fig. 1

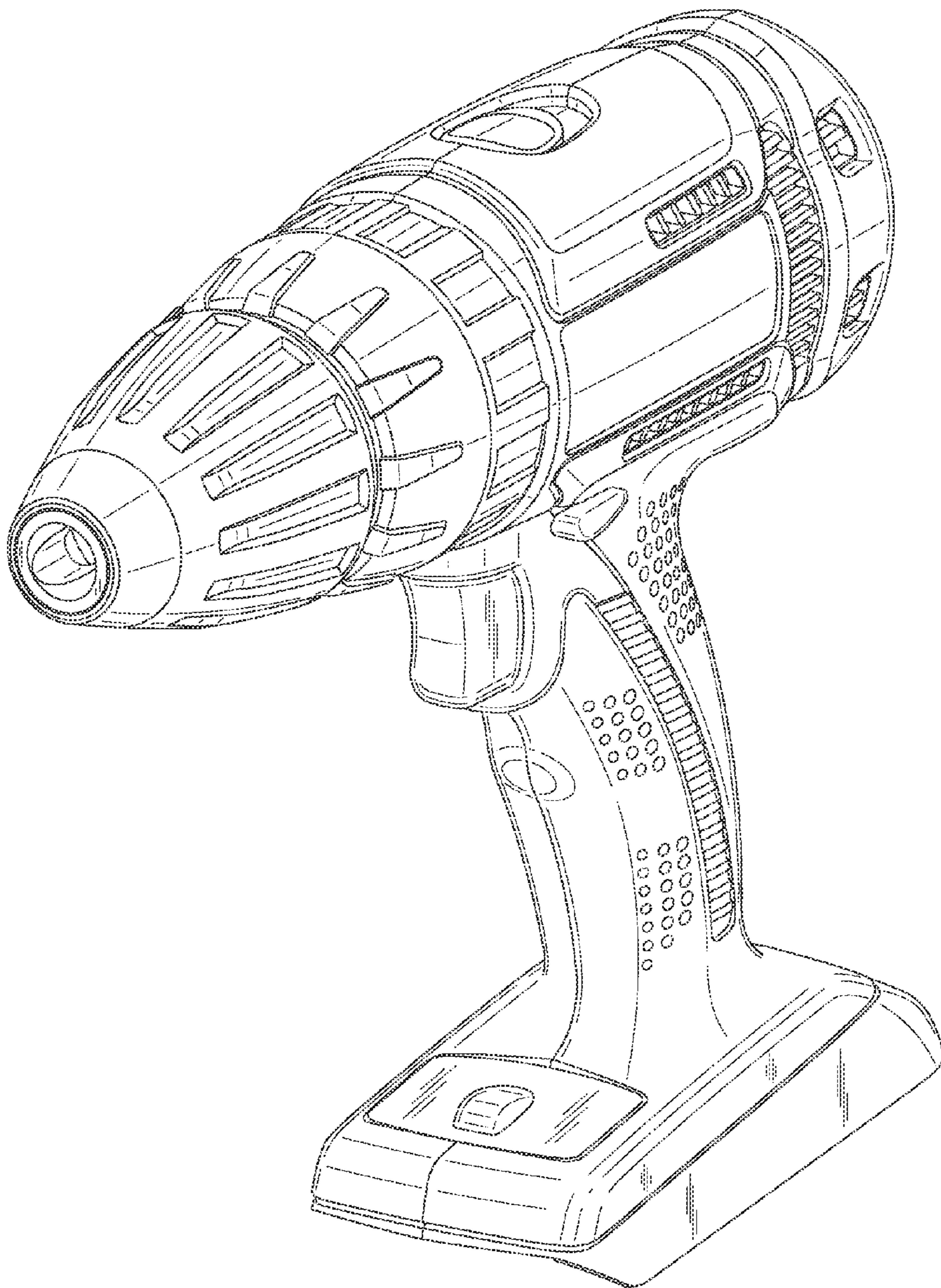


Fig.2

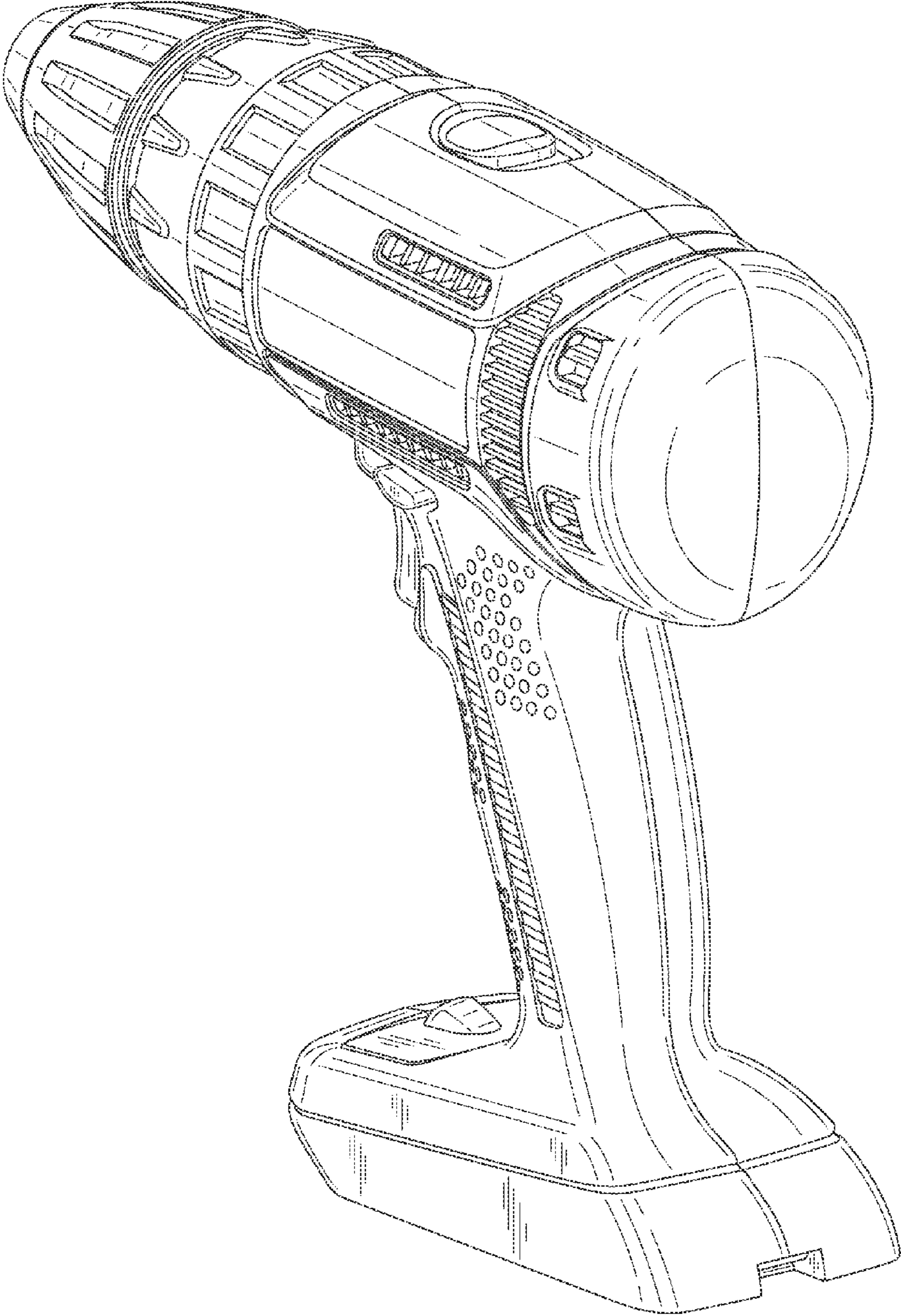


Fig.3

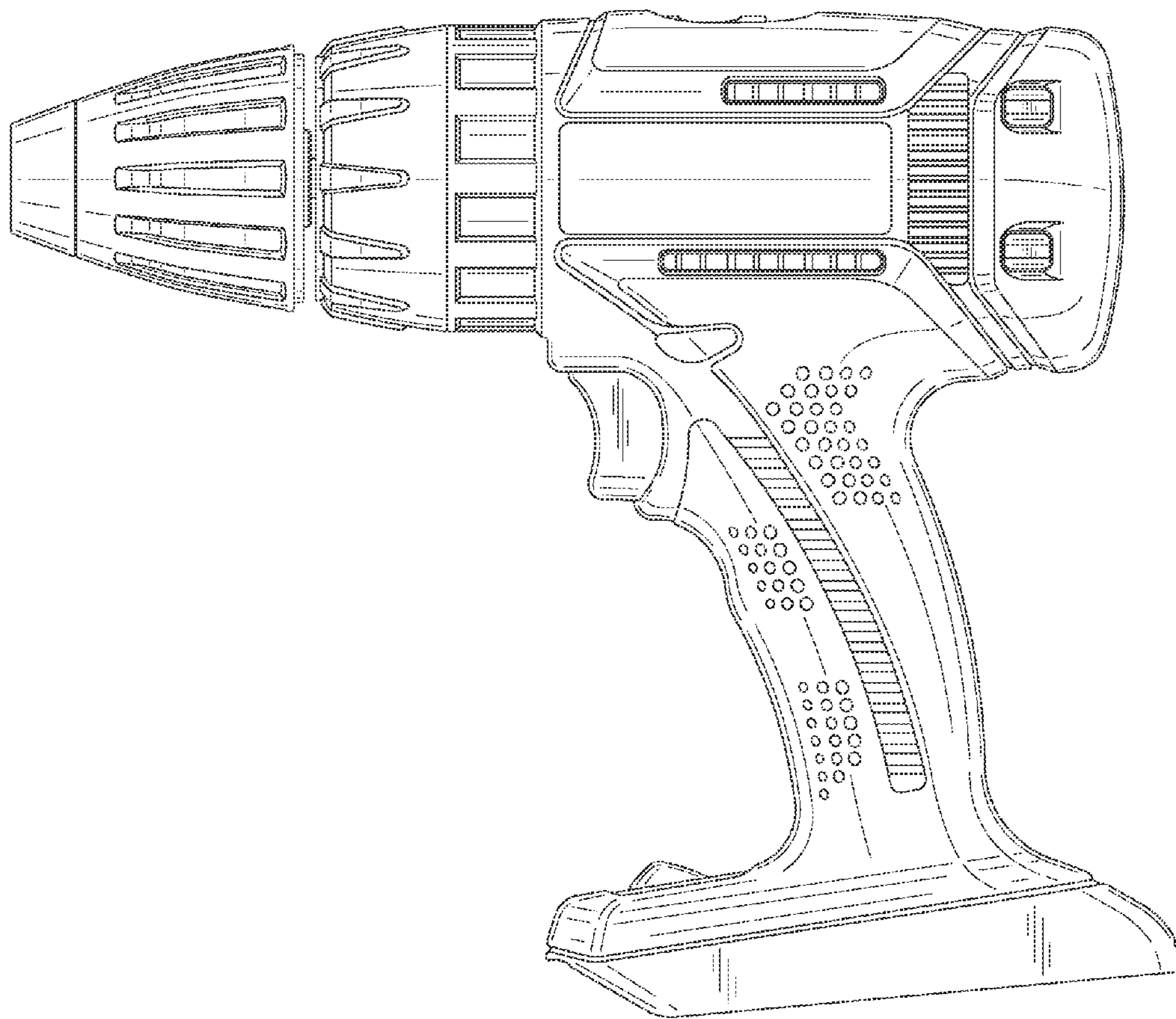


Fig.4

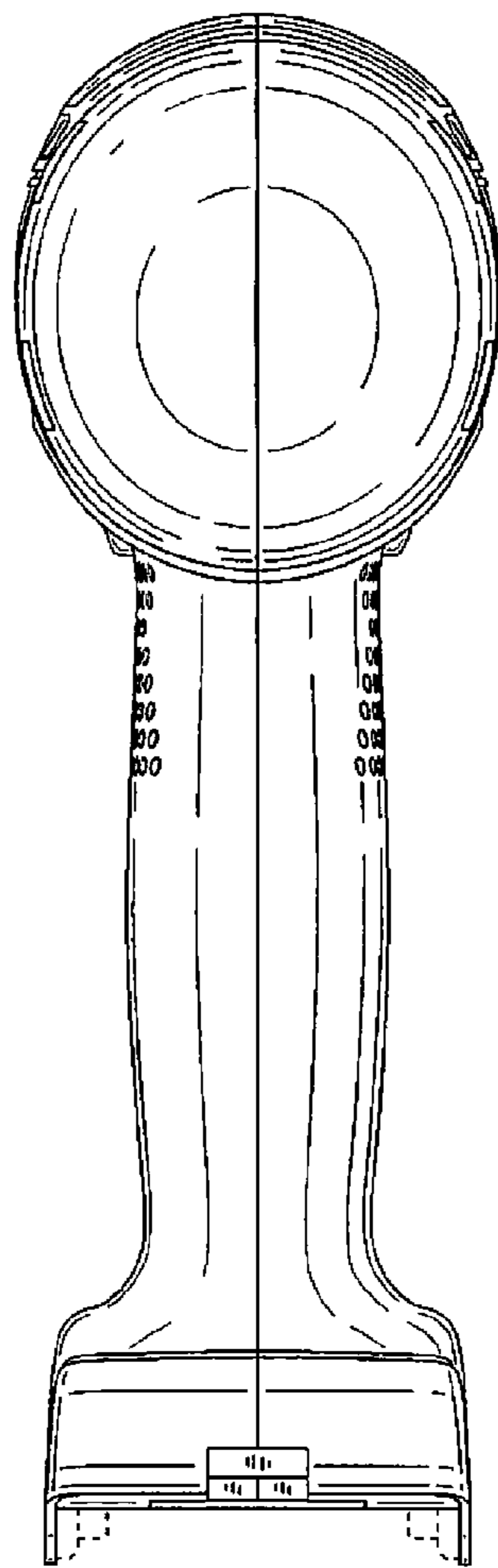


Fig.5

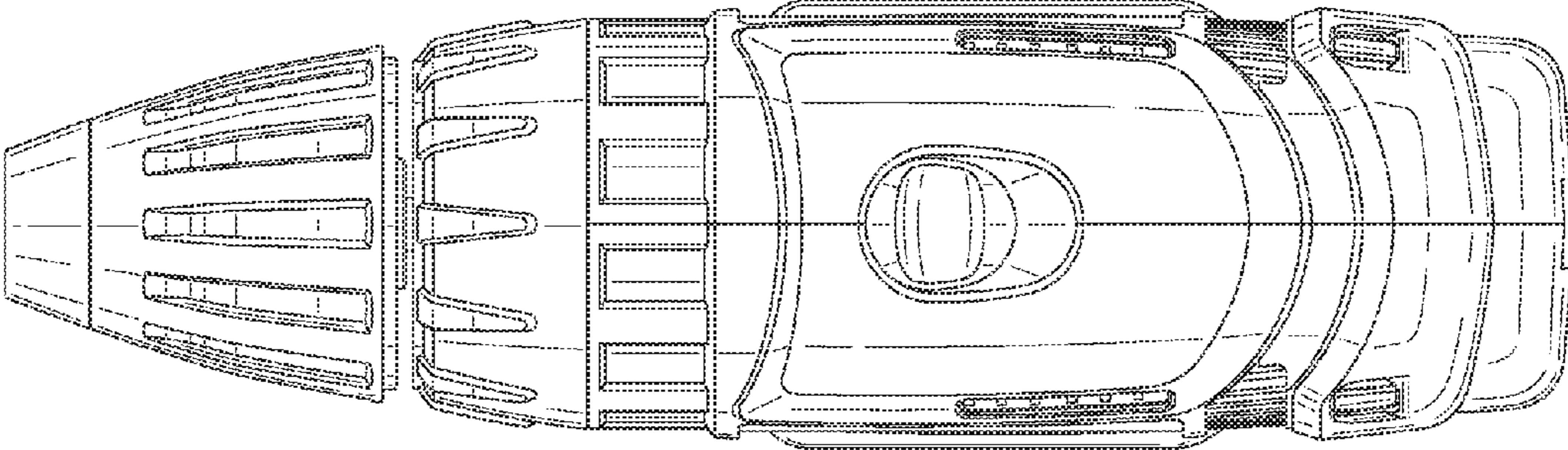


Fig.6

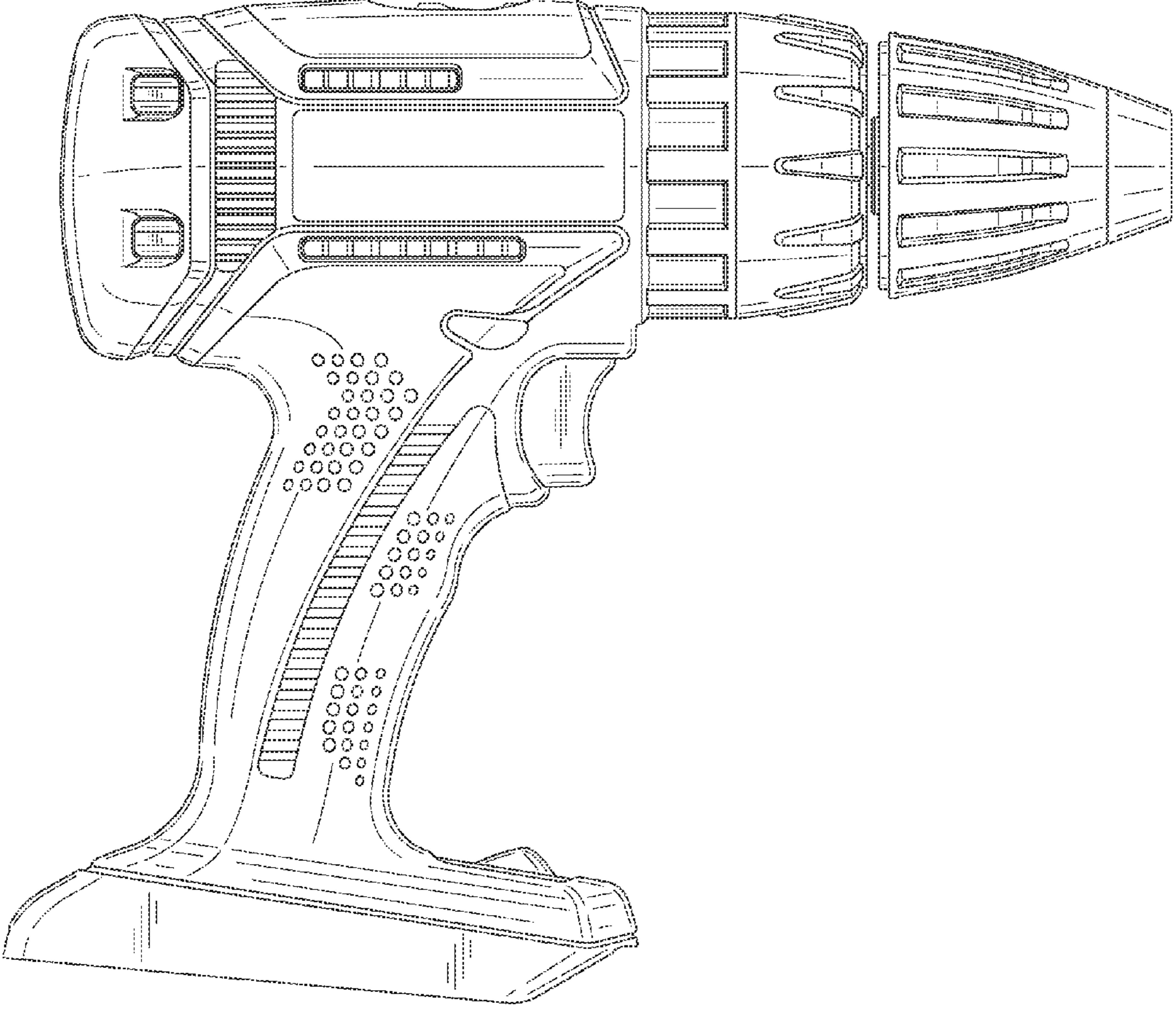


Fig.7

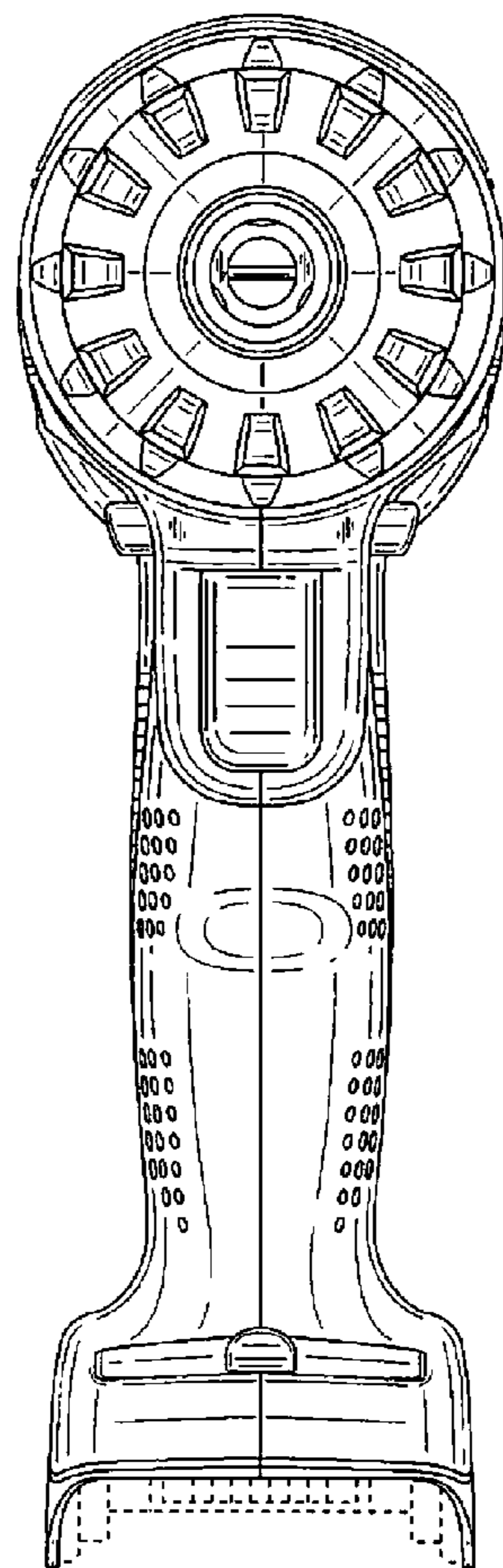


Fig.8

