



US00D676727S

(12) **United States Design Patent**
Martin

(10) **Patent No.:** **US D676,727 S**
(45) **Date of Patent:** **** Feb. 26, 2013**

(54) **HAND TOOL**

(75) Inventor: **Juan Ramón Torres Martin**, Barcelona
(ES)

(73) Assignee: **Actervis GmbH** (CH)

(**) Term: **14 Years**

(21) Appl. No.: **29/420,264**

(22) Filed: **May 7, 2012**

(51) **LOC (9) Cl.** **08-05**

(52) **U.S. Cl.** **D8/23**

(58) **Field of Classification Search** D8/21-29,
D8/44, 81-87, 102-107, 98, 99, 55, 93, 94;
81/60-63.2, 177.1, 177.85, 177.8, 489, 125.1,
81/121.1, 119-120, 176.1, 186, 177.9, 185.1,
81/176.2, 165, 170, 3.35, 58, 3.345, 155;
206/378; 16/429, 441, 124.6; 7/100, 138,
7/168, 157; D24/146

See application file for complete search history.

(56) **References Cited**

U.S. PATENT DOCUMENTS

4,773,287 A * 9/1988 Clarke 81/90.2
5,251,518 A * 10/1993 Woo 81/99
D362,603 S * 9/1995 Woo D8/23

D445,321 S * 7/2001 Lin et al. D8/23
D474,380 S * 5/2003 Chartier et al. D8/23
D514,404 S * 2/2006 Huang D8/23
D564,848 S * 3/2008 Salazar et al. D8/23
D571,172 S * 6/2008 Yu D8/22
D658,461 S * 5/2012 Wang D8/25

* cited by examiner

Primary Examiner — Raphael Barkai

Assistant Examiner — Randall H Gholson

(74) *Attorney, Agent, or Firm* — Larkin Hoffman Daly &
Lindgren Ltd.; Craig J. Lervick

(57) **CLAIM**

The ornamental design of a hand tool, as shown and described.

DESCRIPTION

FIG. 1 is a perspective view of a hand tool in accordance with the present design;

FIG. 2 is a side view showing a first side thereof;

FIG. 3 is an opposite side view showing a second side;

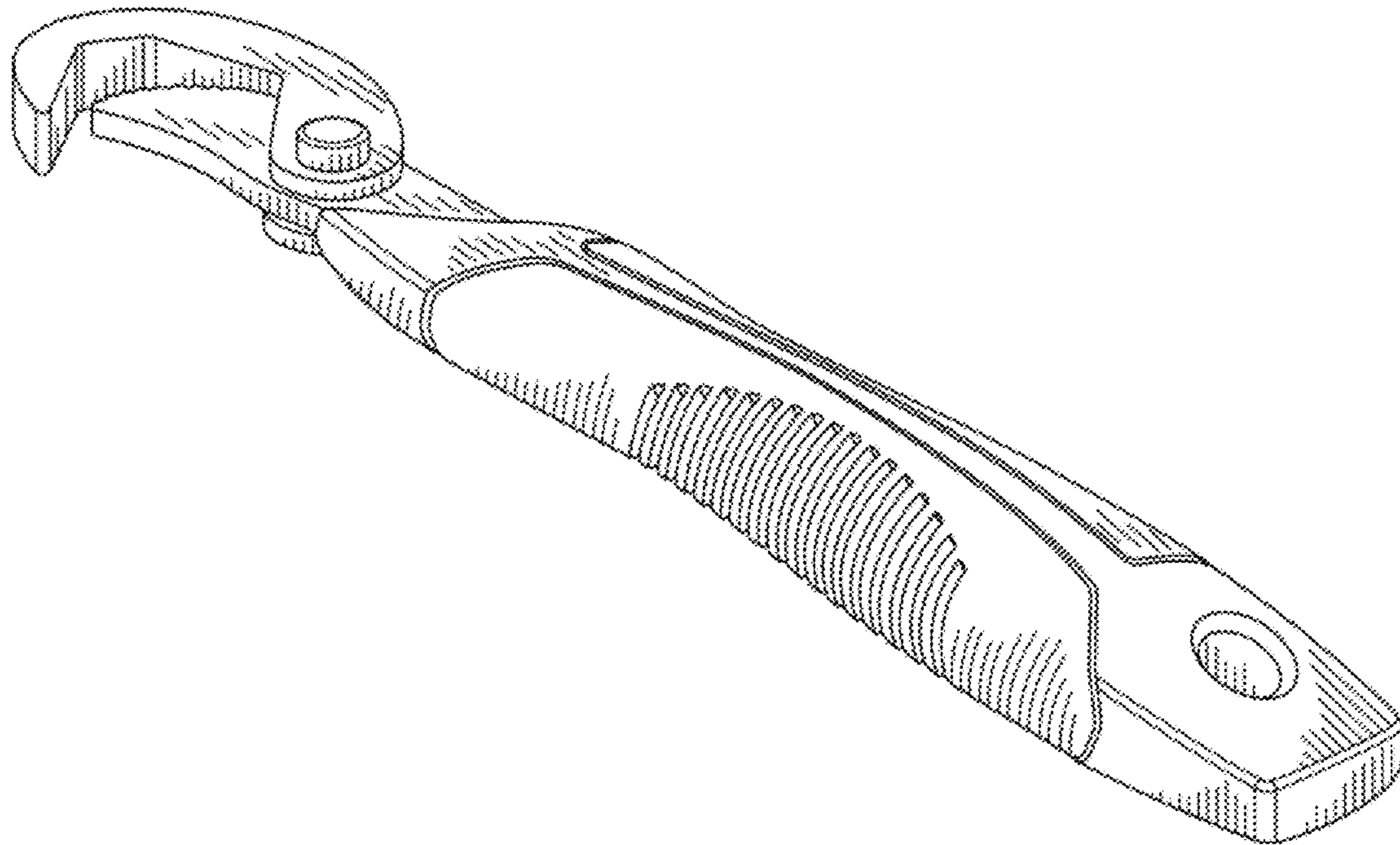
FIG. 4 is a bottom view;

FIG. 5 is a top view;

FIG. 6 is a first end view; and,

FIG. 7 is a second end view.

1 Claim, 4 Drawing Sheets



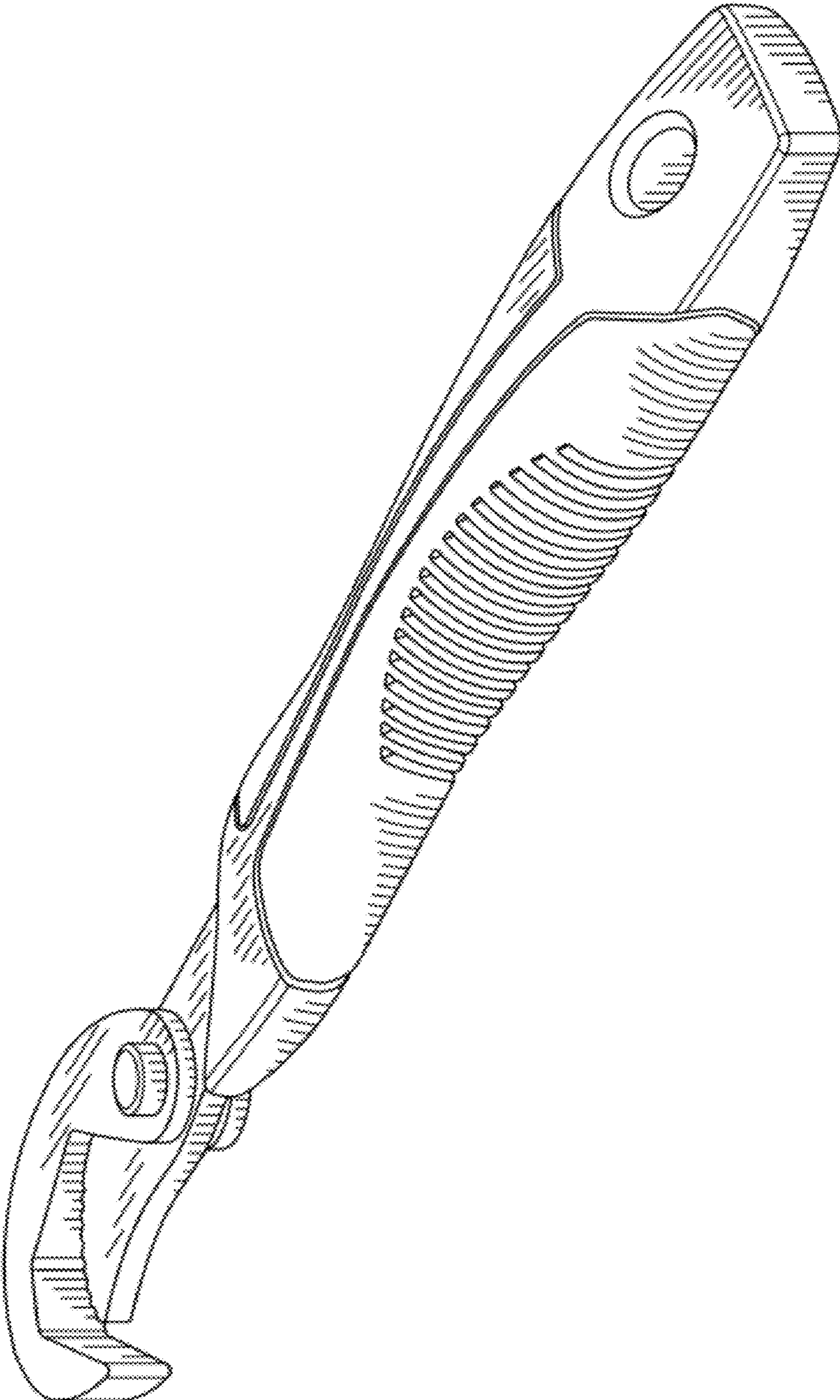


FIG. 1

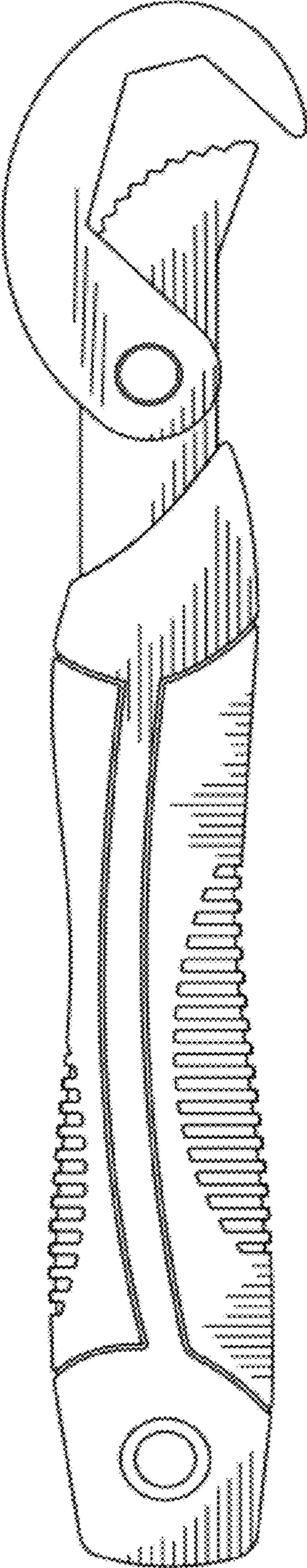


FIG. 2

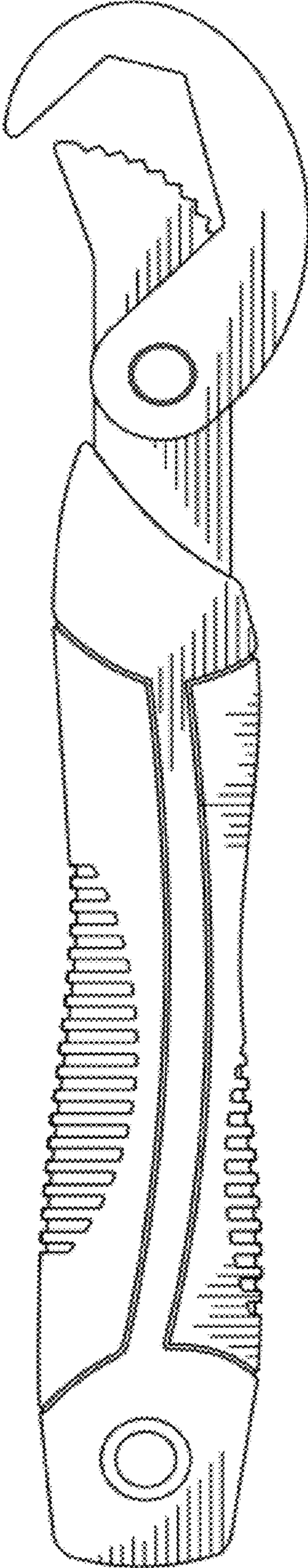


FIG. 3




FIG. 4

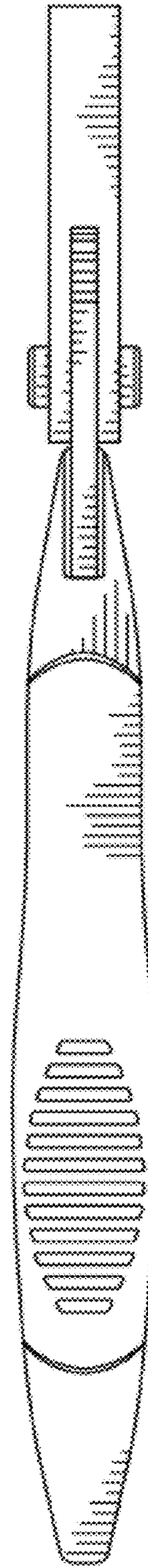


FIG. 5

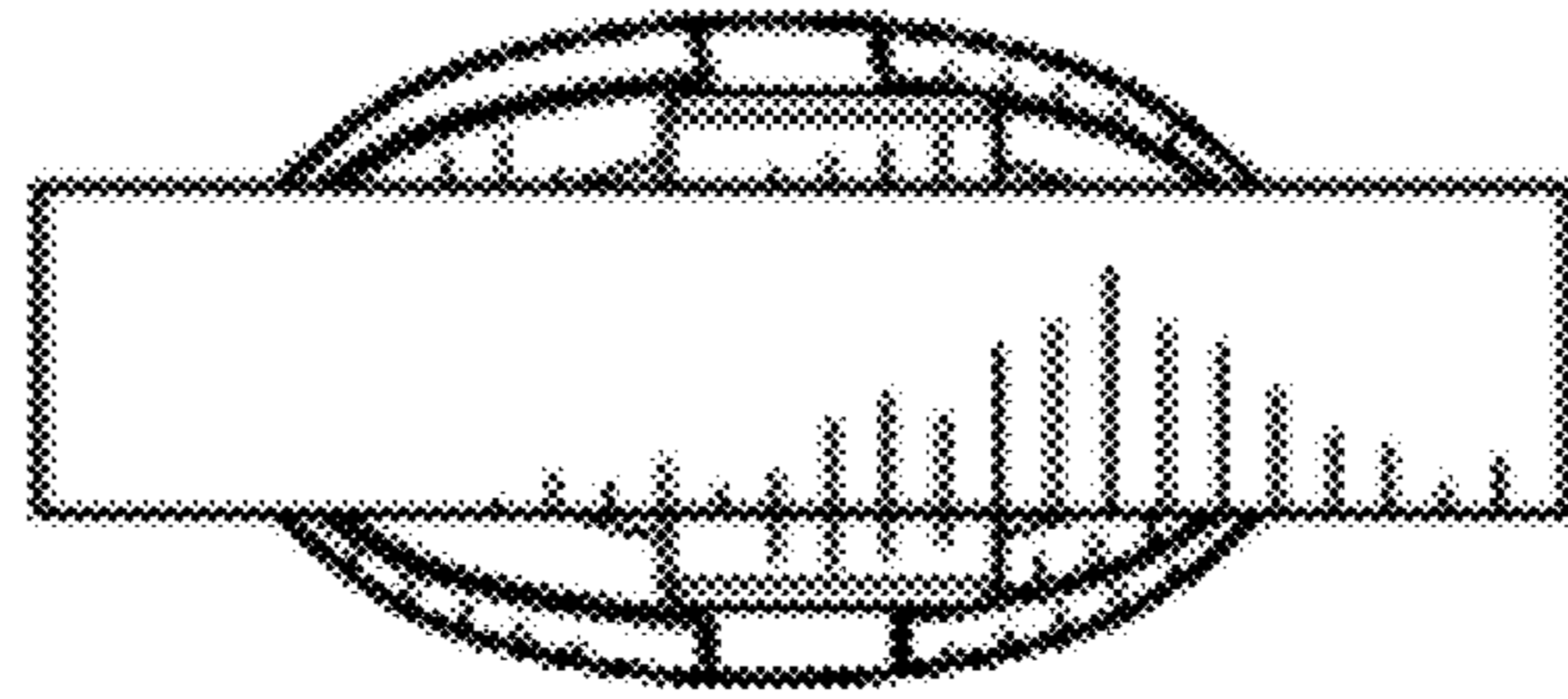


FIG. 6

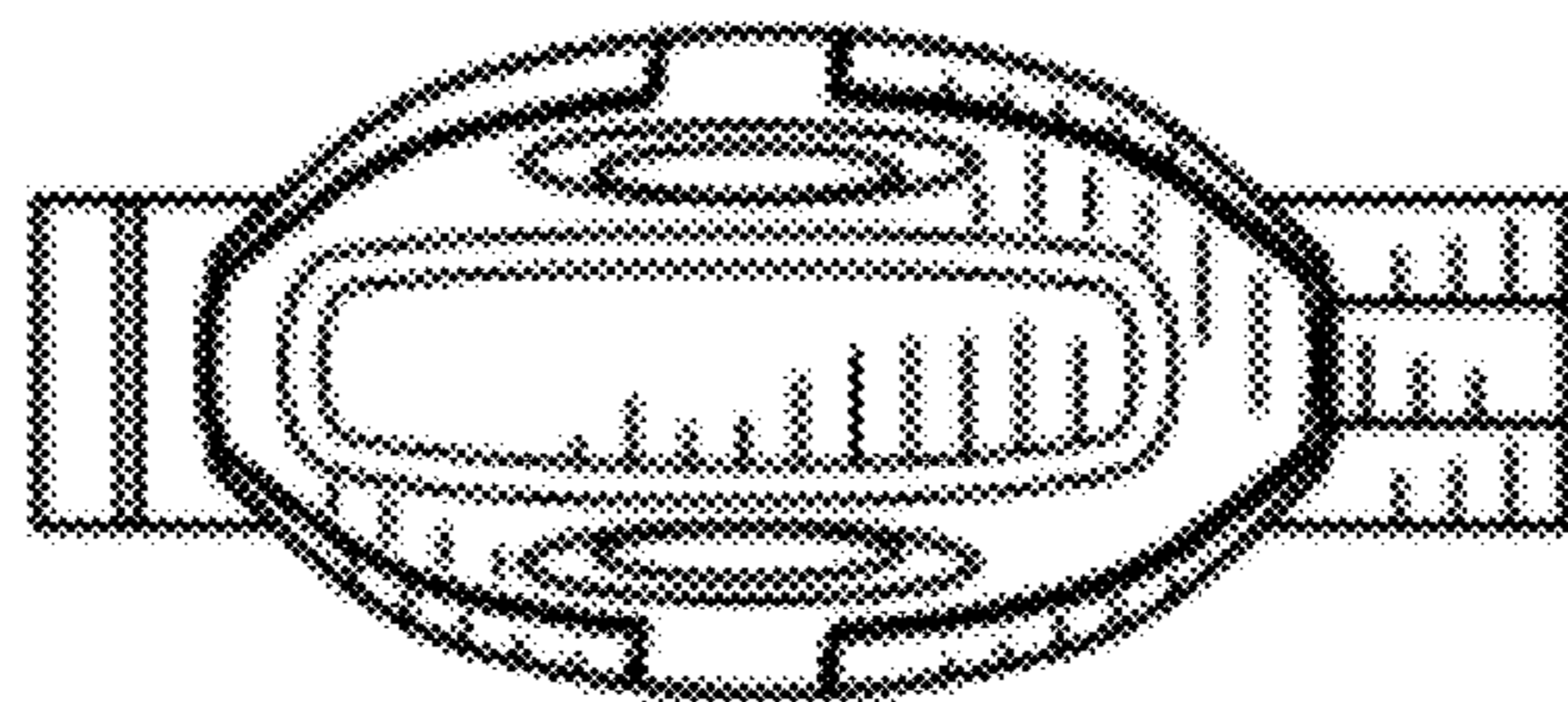


FIG. 7