



US00D676725S

(12) **United States Design Patent**
Meiller et al.

(10) **Patent No.:** **US D676,725 S**
(45) **Date of Patent:** **** Feb. 26, 2013**

(54) **GARDEN TROWEL**
(75) Inventors: **James Meiller**, Fitchburg, WI (US);
Daniel J. Lipscomb, Prairie du Sac, WI
(US); **Colin Roberts**, Stevens Point, WI
(US)

(73) Assignee: **Fiskars Brands, Inc.**, Madison, WI (US)

(**) Term: **14 Years**

(21) Appl. No.: **29/425,365**

(22) Filed: **Jun. 21, 2012**

(51) **LOC (9) Cl.** **08-01**

(52) **U.S. Cl.** **D8/10**

(58) **Field of Classification Search** D8/10,
D8/11; 294/49, 51, 54.5, 55, 50.8, 50.9;
7/114-116; D21/532

See application file for complete search history.

(56) **References Cited**

U.S. PATENT DOCUMENTS

D256,979	S	*	9/1980	Nadle	D8/10
D292,865	S	*	11/1987	Scott	D8/10
D305,496	S	*	1/1990	Jasperson	D8/10
D338,378	S	*	8/1993	Concari	D8/10
D342,426	S	*	12/1993	Concari	D8/10
D349,222	S	*	8/1994	Linden et al.	D8/10
D354,661	S	*	1/1995	Linden et al.	D8/10
D360,343	S	*	7/1995	Concari	D8/10
D375,027	S	*	10/1996	Spear et al.	D8/10

D383,049	S		9/1997	Concari et al.	
D384,251	S	*	9/1997	Yeh D8/10
D387,649	S		12/1997	Concari et al.	
5,975,601	A	*	11/1999	Spear et al. 294/49
D435,407	S		12/2000	Yager et al.	
D506,655	S		6/2005	Lipscomb et al.	
D546,643	S	*	7/2007	Shan D8/10
D600,984	S	*	9/2009	Wong et al. D8/10

OTHER PUBLICATIONS

U.S. Appl. No. 29/414,271, filed Feb. 27, 2012, Paloheimo et al.

* cited by examiner

Primary Examiner — Sheryl Lane

(74) Attorney, Agent, or Firm — Foley & Lardner LLP

(57) **CLAIM**

We claim the ornamental design for a garden trowel, as shown and described.

DESCRIPTION

FIG. 1 is a perspective view of the claimed design.

FIG. 2 is a top view of the claimed design of FIG. 1;

FIG. 3 is a bottom view of the claimed design of FIG. 1;

FIG. 4 is a right side view of the claimed design of FIG. 1; and where the left side view is a mirror image of the right side view;

FIG. 5 is a front view of the claimed design of FIG. 1; and,

FIG. 6 is a rear view of the claimed design of FIG. 1.

The broken lines are for the purpose of showing portions of the trowel and form no part of the claimed design.

1 Claim, 5 Drawing Sheets




FIGURE 1

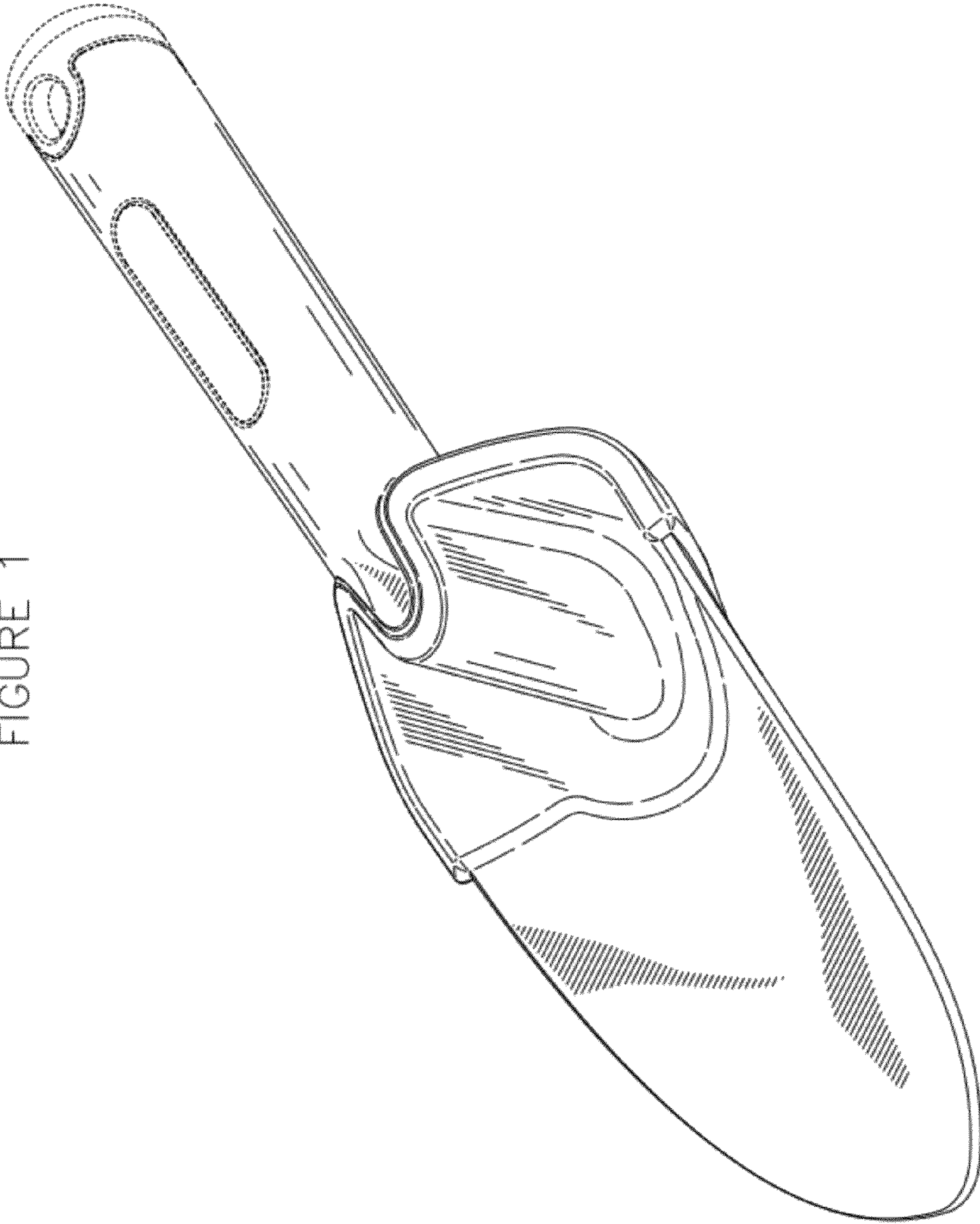


FIGURE 2

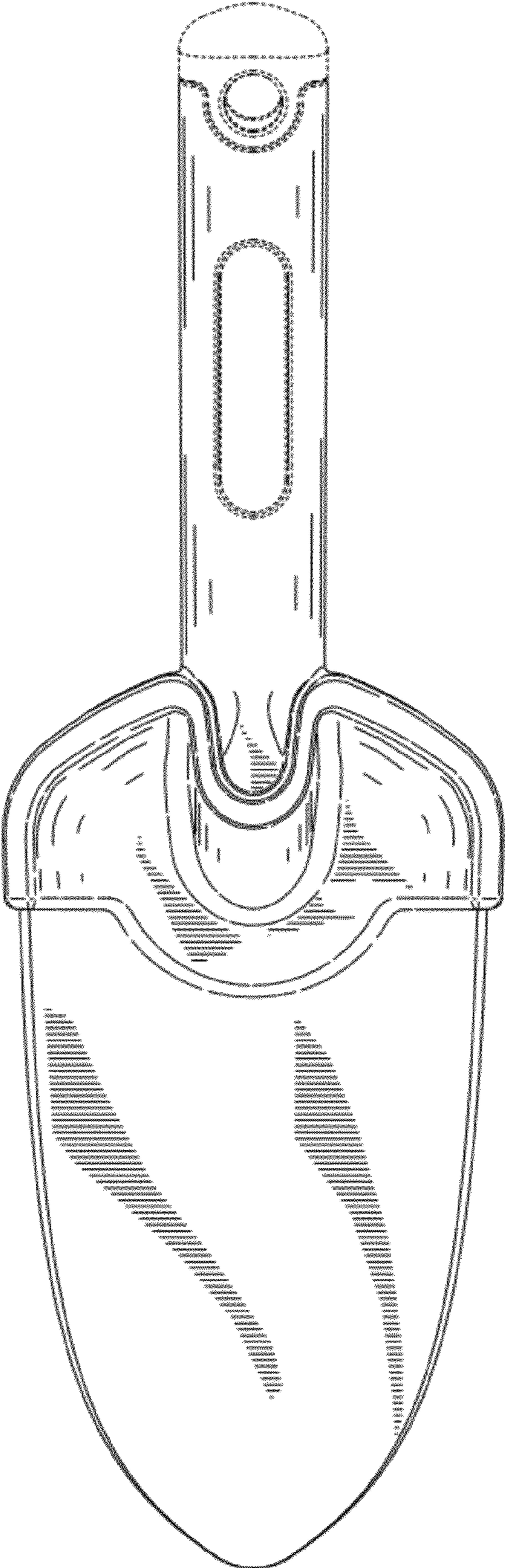


FIGURE 3

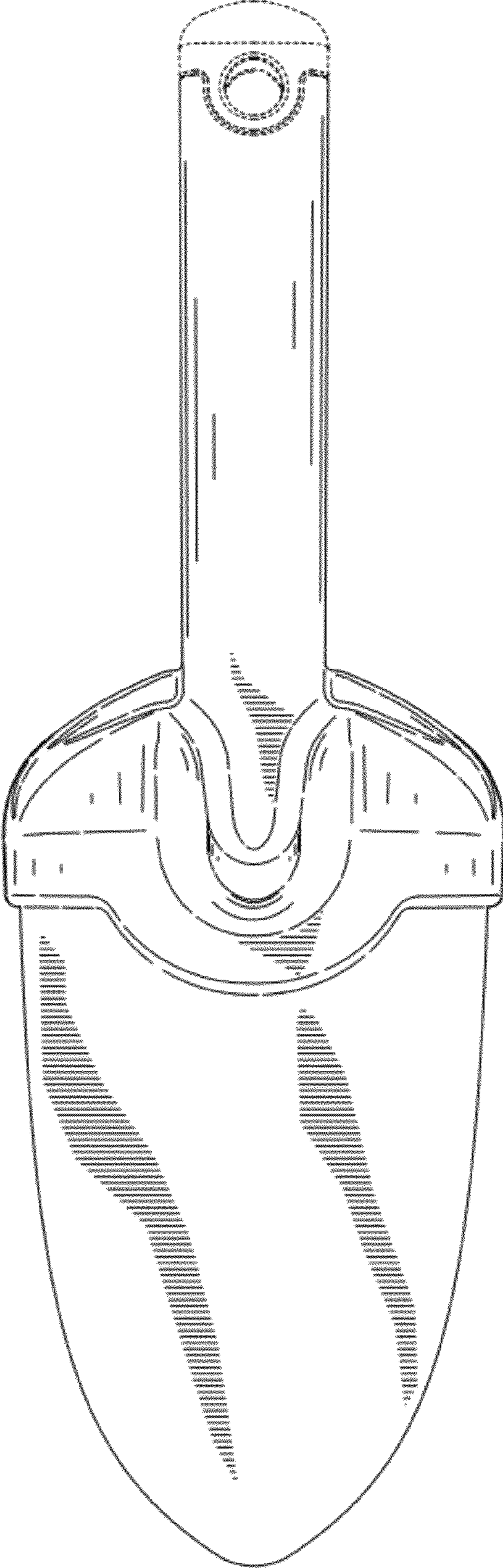


FIGURE 4

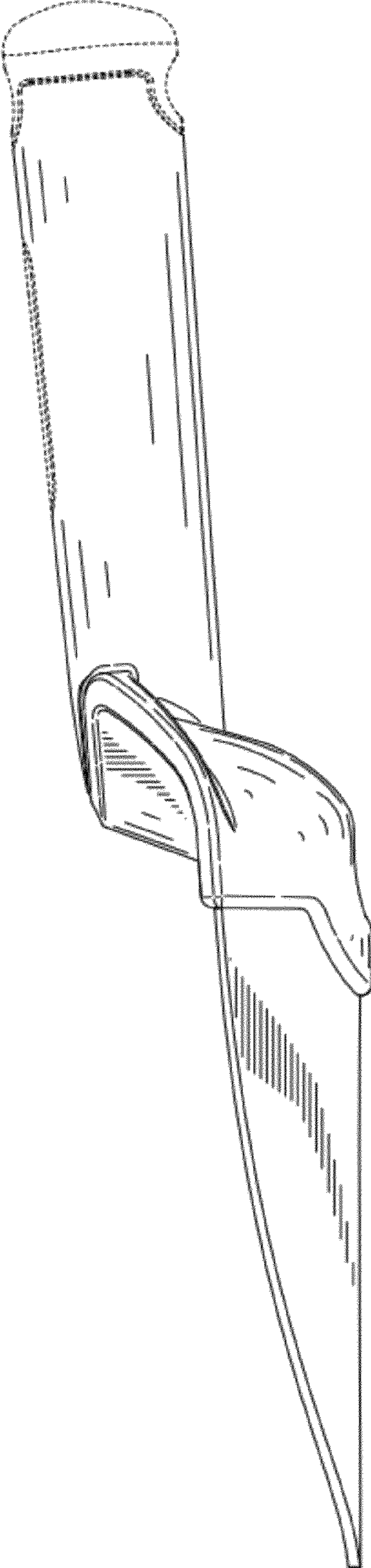


FIGURE 6

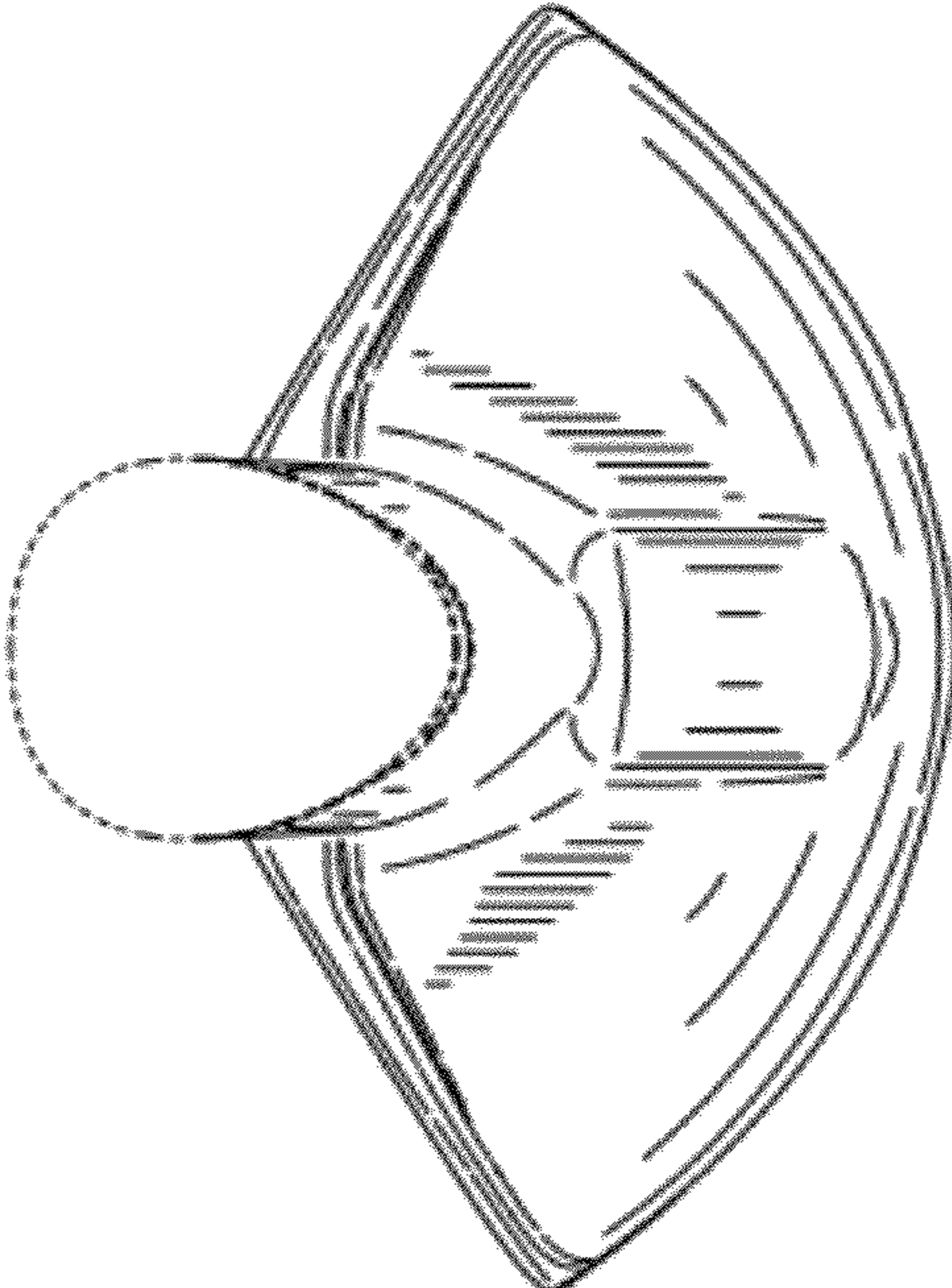


FIGURE 5

