



US00D676724S

(12) **United States Design Patent**
Kessler

(10) **Patent No.:** **US D676,724 S**

(45) **Date of Patent:** **** Feb. 26, 2013**

(54) **SHOVEL**

(75) Inventor: **Alec Kessler**, Plainview, NY (US)

(73) Assignee: **Commonwealth Toy and Novelty Co., Inc.**, New York, NY (US)

(**) Term: **14 Years**

(21) Appl. No.: **29/422,244**

(22) Filed: **May 17, 2012**

(51) **LOC (9) Cl.** **08-01**

(52) **U.S. Cl.** **D8/10**

(58) **Field of Classification Search** D8/10,
D8/11; 294/49, 51, 54.5, 55, 50.8, 50.9;
7/114-116; D21/532

See application file for complete search history.

(56) **References Cited**

U.S. PATENT DOCUMENTS

D346,187 S * 4/1994 Kino D21/532
D393,990 S * 5/1998 Whitehead et al. D8/10
D397,005 S * 8/1998 Whitehead et al. D8/10

D527,960 S * 9/2006 Fortier D8/10
D547,144 S * 7/2007 Shan D8/10
D565,366 S * 4/2008 Buscher D8/10
D604,573 S * 11/2009 Boies et al. D8/10
D622,113 S * 8/2010 Boies D8/10

* cited by examiner

Primary Examiner — Sheryl Lane

(74) *Attorney, Agent, or Firm* — Schmeisser, Olsen & Watts
LLP; Jordan M. Meschkow

(57) **CLAIM**

The ornamental design for a shovel, as shown and described.

DESCRIPTION

FIG. 1 is a front perspective view of a shovel, showing our new design therefor;

FIG. 2 is a front view of the shovel in FIG. 1;

FIG. 3 is a rear view of the shovel in FIG. 1;

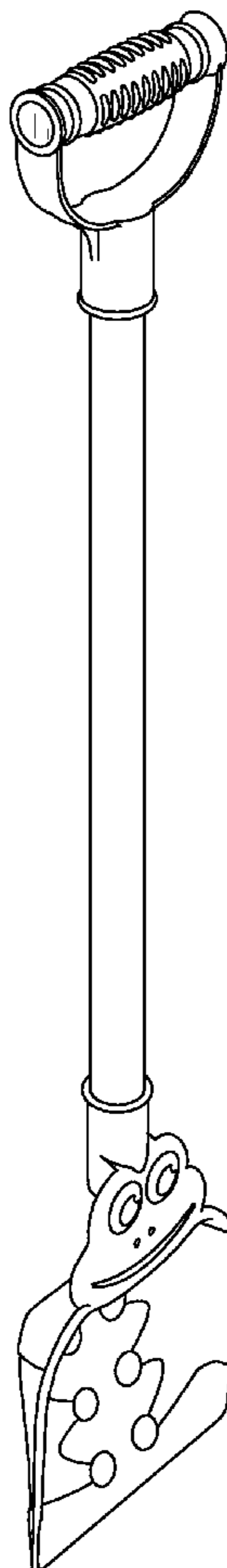
FIG. 4 is a left side view of the shovel in FIG. 1;

FIG. 5 is a right side view of the shovel in FIG. 1;

FIG. 6 is a top view of the shovel in FIG. 1; and,

FIG. 7 is a bottom view of the shovel in FIG. 1.

1 Claim, 4 Drawing Sheets



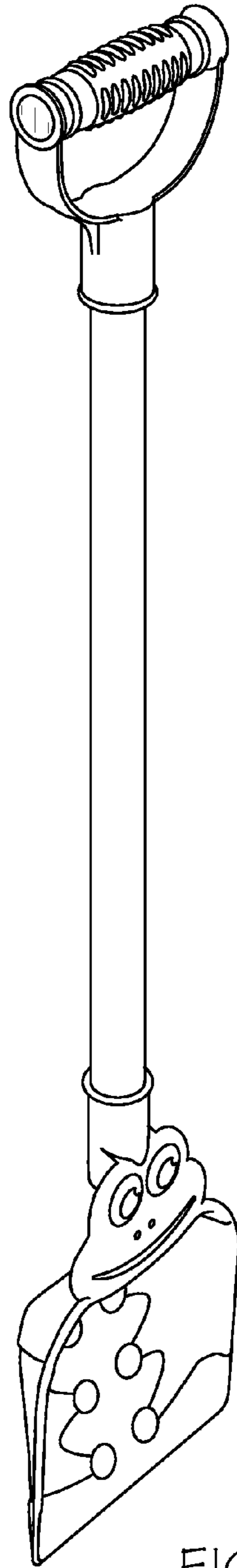


FIG. 1

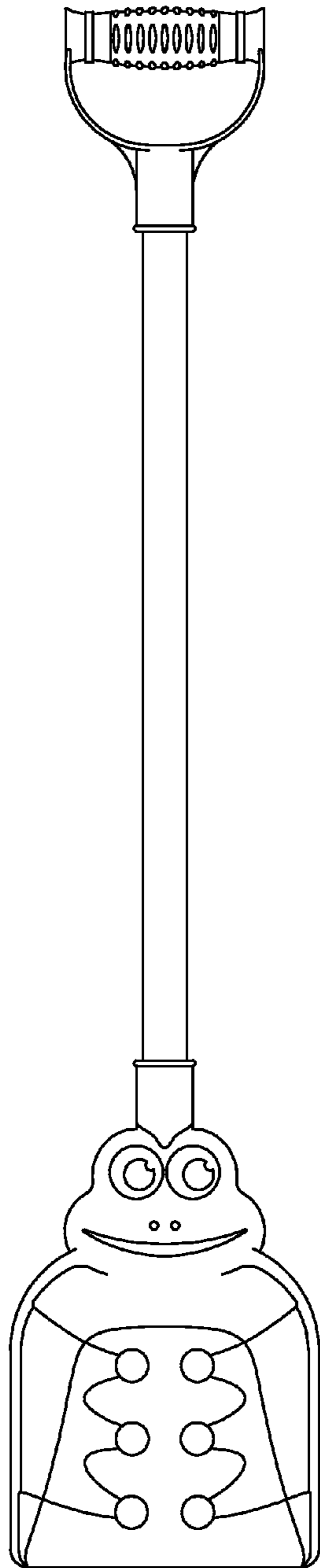


FIG. 2

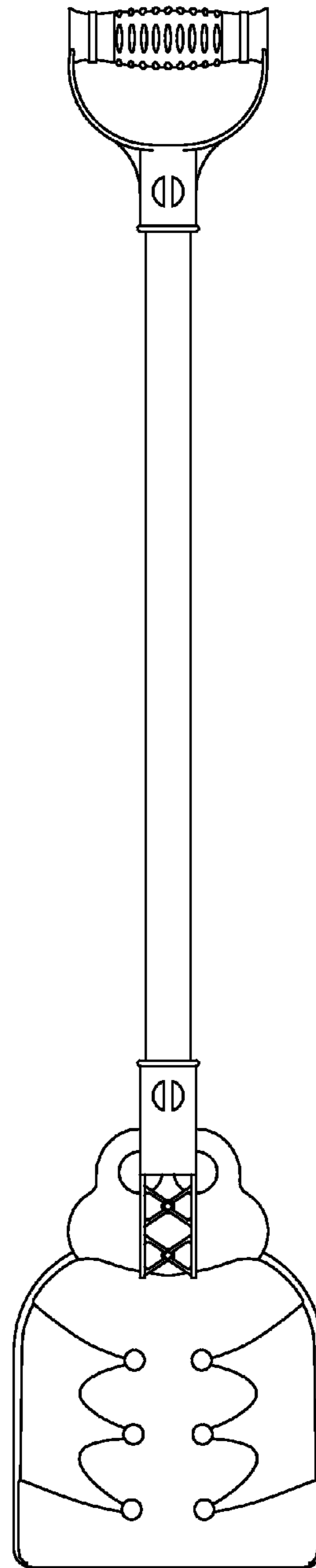


FIG. 3

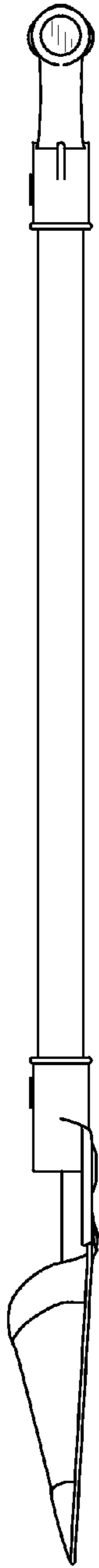


FIG. 4




FIG. 5

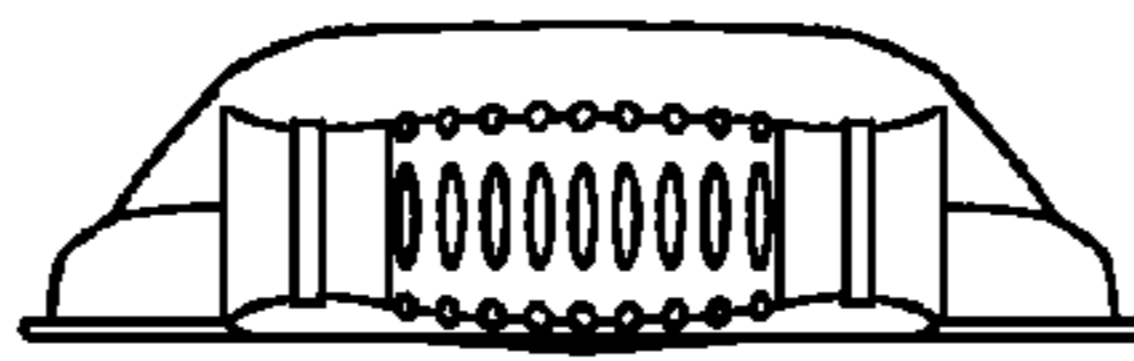


FIG. 6

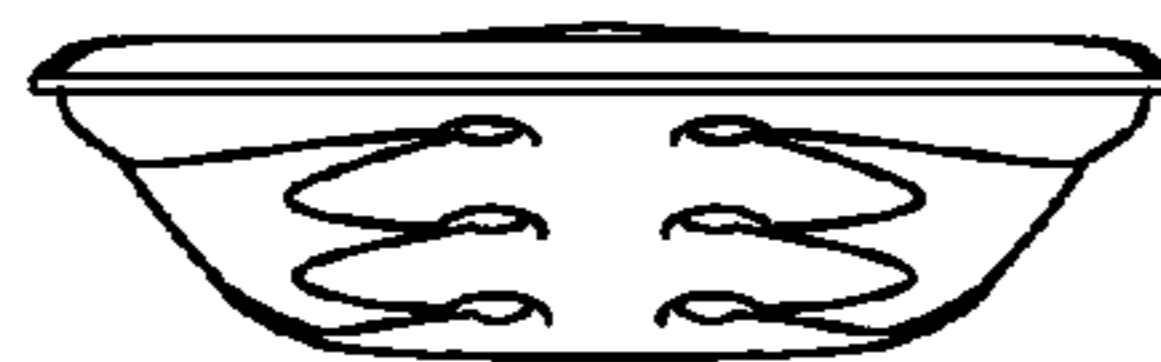


FIG. 7