

US00D676700S

(12) **United States Design Patent**
Chung et al.

(10) **Patent No.:** **US D676,700 S**

(45) **Date of Patent:** **** Feb. 26, 2013**

(54) **DISPENSER**

(75) Inventors: **Terry Tae-II Chung**, New Fairfield, CT (US); **Deborah Jones Absalon**, Converse, TX (US); **Jason Anthony Minica**, Shertz, TX (US); **John David Santy, Jr.**, Converse, TX (US); **Alfred A. Schroeder**, San Antonio, TX (US)

(73) Assignee: **PepsiCo, Inc.**, Purchase, NY (US)

(**) Term: **14 Years**

(21) Appl. No.: **29/407,846**

(22) Filed: **Dec. 2, 2011**

(51) **LOC (9) Cl.** **07-01**

(52) **U.S. Cl.** **D7/307; D7/308; D7/311**

(58) **Field of Classification Search** D7/313, D7/306-308, 300, 309-311; 222/144.5, 222/185.1, 146.6, 129.1; 99/275
See application file for complete search history.

6,702,153	B2 *	3/2004	Nowak et al.	222/185.1
6,726,062	B2	4/2004	Segiet		
D497,075	S *	10/2004	Lassota et al.	D7/306
D500,624	S *	1/2005	Jing-Liang	D7/301
D518,677	S *	4/2006	Van Berlo	D7/306
7,044,335	B2	5/2006	Aguirre et al.		
D529,750	S	10/2006	Baron et al.		
D557,057	S	12/2007	Einav		
D573,392	S *	7/2008	Smith	D7/306
D583,609	S *	12/2008	Sluijter	D7/306
D587,956	S	2/2009	Terada et al.		
D592,441	S	5/2009	Terada et al.		
D595,991	S *	7/2009	Zimmerman	D7/307
D597,367	S	8/2009	Adachi		
D598,232	S	8/2009	Adachi		
D613,107	S *	4/2010	Hausner et al.	D7/306
D622,534	S *	8/2010	Zimmermann	D7/307
D636,214	S *	4/2011	Parker et al.	D7/306
2010/0187258	A1	7/2010	Santy et al.		
2011/0107918	A1	5/2011	Santy et al.		

* cited by examiner

Primary Examiner — Marianne Pandozzi

(74) *Attorney, Agent, or Firm* — Banner & Witcoff, Ltd.

(56) **References Cited**

U.S. PATENT DOCUMENTS

2,956,418	A	10/1960	McCann		
D197,592	S	3/1964	Cornelius et al.		
3,195,779	A	7/1965	Nicko		
D209,949	S	1/1968	Cornelius et al.		
4,658,872	A	4/1987	Ellis		
D312,021	S	11/1990	Mohat		
D343,089	S *	1/1994	MacDonald	D7/306
5,992,685	A	11/1999	Credle, Jr.		
6,089,409	A *	7/2000	Hart et al.	222/146.5
D440,109	S *	4/2001	Anton et al.	D7/307
D442,417	S	5/2001	Jones et al.		
D453,088	S	1/2002	Bell et al.		
D459,936	S *	7/2002	Woebcke et al.	D7/308
D461,991	S	8/2002	Cunha et al.		
6,619,507	B2 *	9/2003	Lassota	222/108
D487,208	S *	3/2004	Lowe et al.	D7/307

(57) **CLAIM**

The ornamental design for a dispenser, as shown and described.

DESCRIPTION

FIG. 1 is a top, front, right perspective view of a dispenser showing our new design;

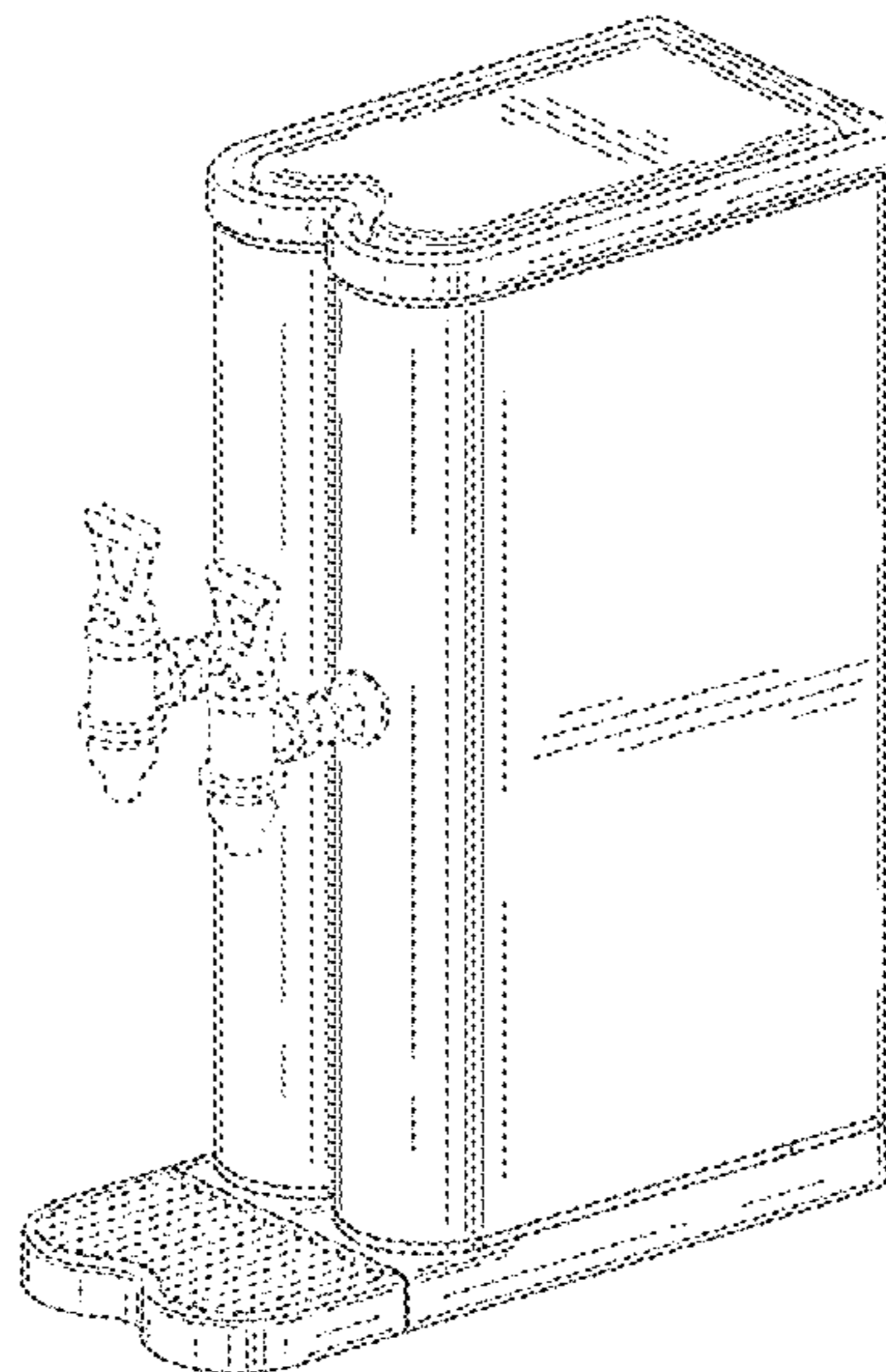
FIG. 2 is a front view thereof;

FIG. 3 is a right side view thereof; and,

FIG. 4 is a left side view thereof.

The uneven-length broken lines represent unclaimed boundaries of the claimed design. The even-length broken lines showing the remainder of the dispenser are for environmental purposes only and form no part of the claimed design.

1 Claim, 4 Drawing Sheets






FIG. 1

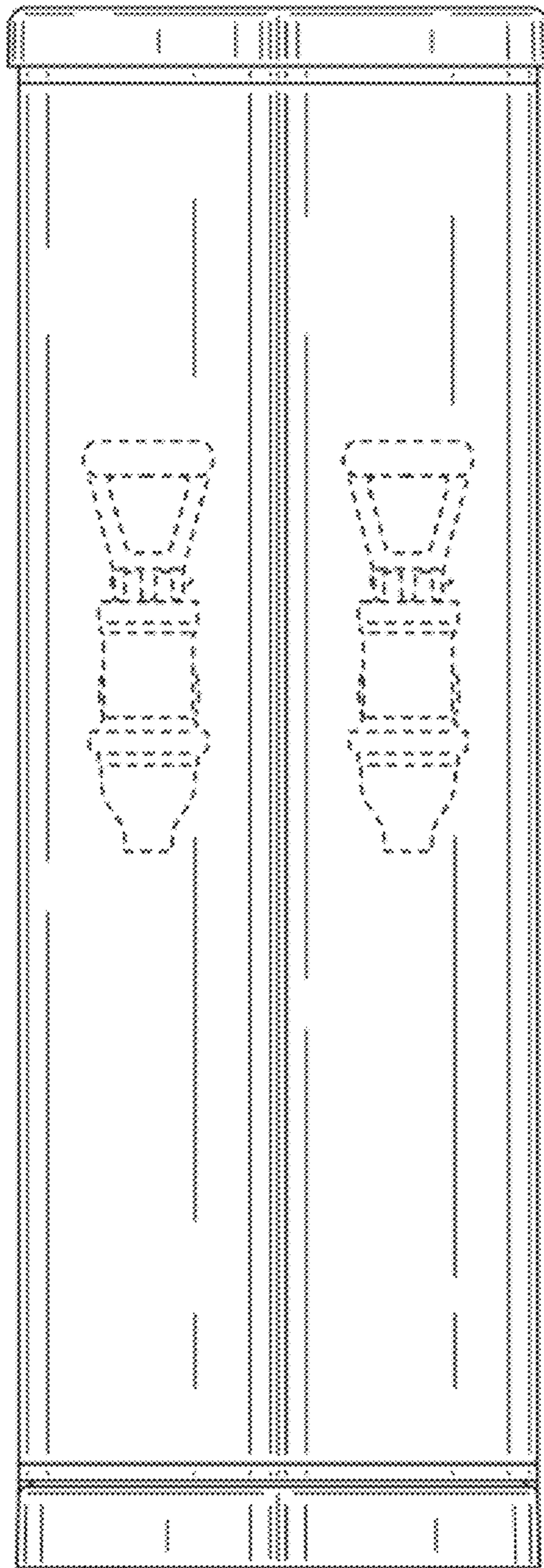


FIG. 2

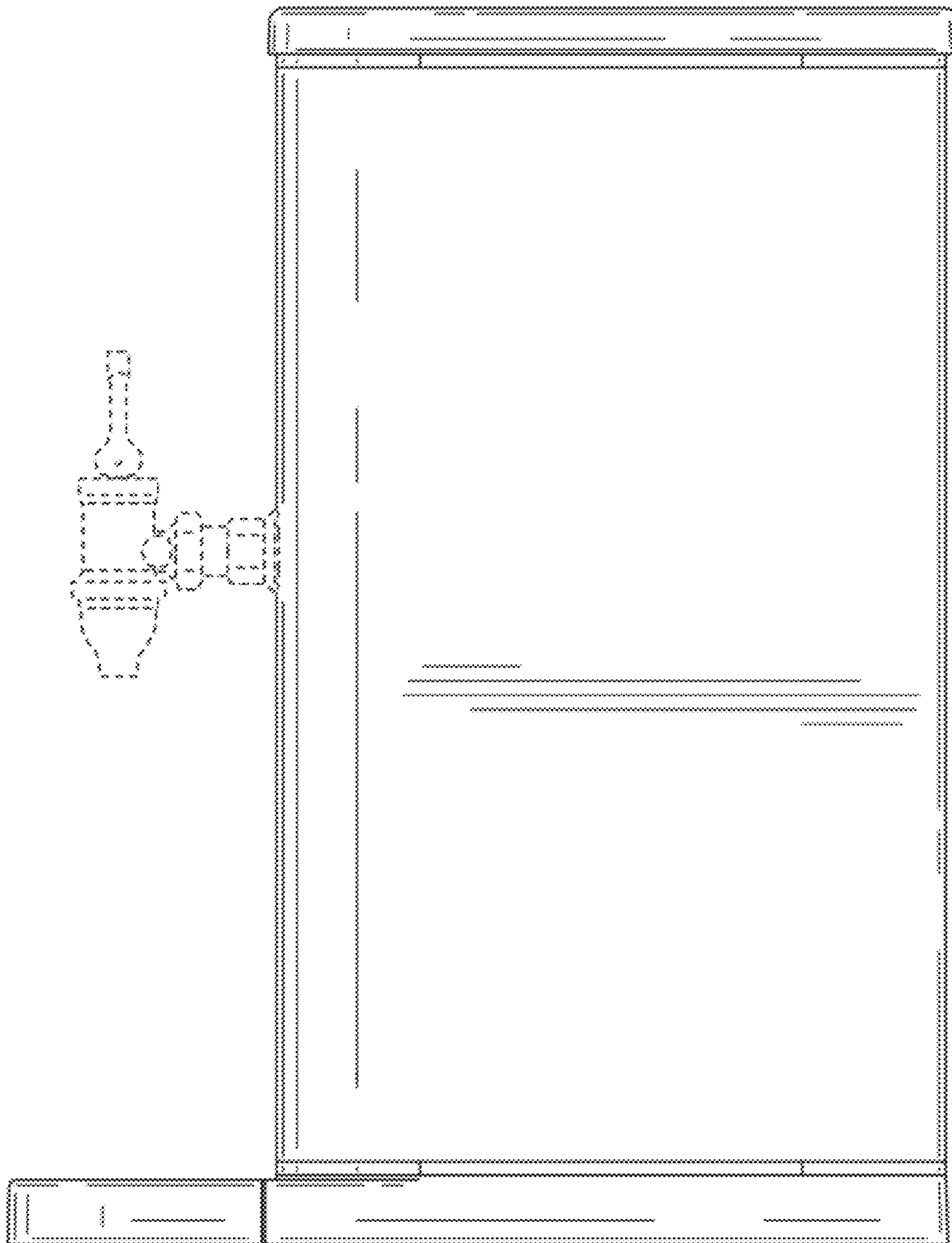


FIG. 3

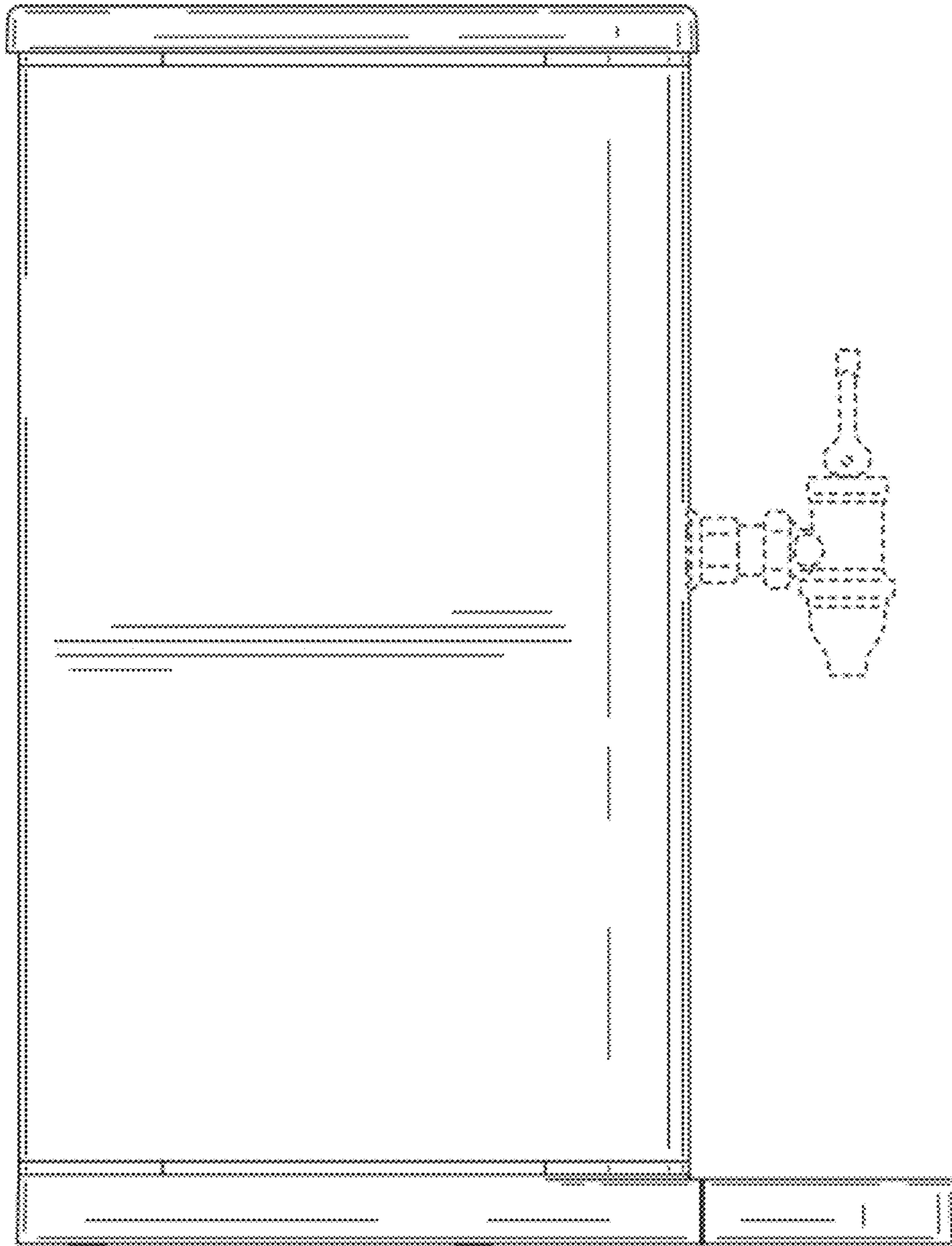


FIG. 4