



US00D676698S

(12) **United States Design Patent**  
**Yang**

(10) **Patent No.:** **US D676,698 S**

(45) **Date of Patent:** **\*\* \*Feb. 26, 2013**

(54) **MAT**

(76) **Inventor:** **Ching-Yueh Yang, Taichung (TW)**

(\*) **Notice:** This patent is subject to a terminal disclaimer.

(\*\*) **Term:** **14 Years**

(21) **Appl. No.:** **29/417,161**

(22) **Filed:** **Mar. 30, 2012**

(51) **LOC (9) Cl.** ..... **06-11**

(52) **U.S. Cl.** ..... **D6/586**

(58) **Field of Classification Search** ..... D5/30,  
D5/47, 49, 58, 61-63, 99, 53, 57; D6/582,  
D6/583, 588, 591, 592, 613, 615, 617, 619,  
D6/620, 621; D12/203; D19/1, 5, 8; 4/581,  
4/582, 583; 5/417, 420; 15/215, 238; 52/660;  
428/85; D32/57

See application file for complete search history.

(56) **References Cited**

**U.S. PATENT DOCUMENTS**

286,043	A *	10/1883	Mayall	.....	428/48
348,782	A *	9/1886	Sawyer	.....	52/177
D17,621	S *	8/1887	Wood	.....	D5/53
544,557	A *	8/1895	Armitage	.....	15/215
D42,380	S *	4/1912	Ennis et al.	.....	D6/585
D146,159	S *	12/1946	Wakefield	.....	D6/583
D158,550	S *	5/1950	Brenneman	.....	D6/585

D343,542	S *	1/1994	Bellmore	.....	D6/582
D414,973	S *	10/1999	Craft et al.	.....	D6/583
D472,419	S *	4/2003	Robbins, III	.....	D6/582
6,656,562	B2 *	12/2003	Malpass et al.	.....	428/99
D510,194	S *	10/2005	Carter	.....	D5/47
D554,643	S *	11/2007	McCarty et al.	.....	D14/436
D559,606	S *	1/2008	Snell	.....	D6/583
D629,238	S *	12/2010	Dimitracas	.....	D6/583
D630,460	S *	1/2011	Venugopal	.....	D6/583
2006/0151908	A1 *	7/2006	Brazier et al.	.....	264/171.24
2006/0292343	A1 *	12/2006	Sellers	.....	428/131

\* cited by examiner

*Primary Examiner* — Karen S Acker

(74) *Attorney, Agent, or Firm* — Stroock & Stroock & Lavan LLP

(57) **CLAIM**


The ornamental design for a mat, as shown and described.

**DESCRIPTION**

FIG. 1 is a perspective view of mat showing my new design;  
FIG. 2 is a front elevational view thereof;  
FIG. 3 is a rear elevational view thereof;  
FIG. 4 is a left side elevational view thereof;  
FIG. 5 is a right side elevational view thereof;  
FIG. 6 is a top plan view thereof; and,  
FIG. 7 is a bottom plan view thereof.

The broken lines and the areas within the broken lines represent unclaimed parts of the mat and form no part of the claim.

**1 Claim, 6 Drawing Sheets**






FIG. 1



FIG. 2



FIG. 3



FIG. 4



FIG. 5




FIG. 6

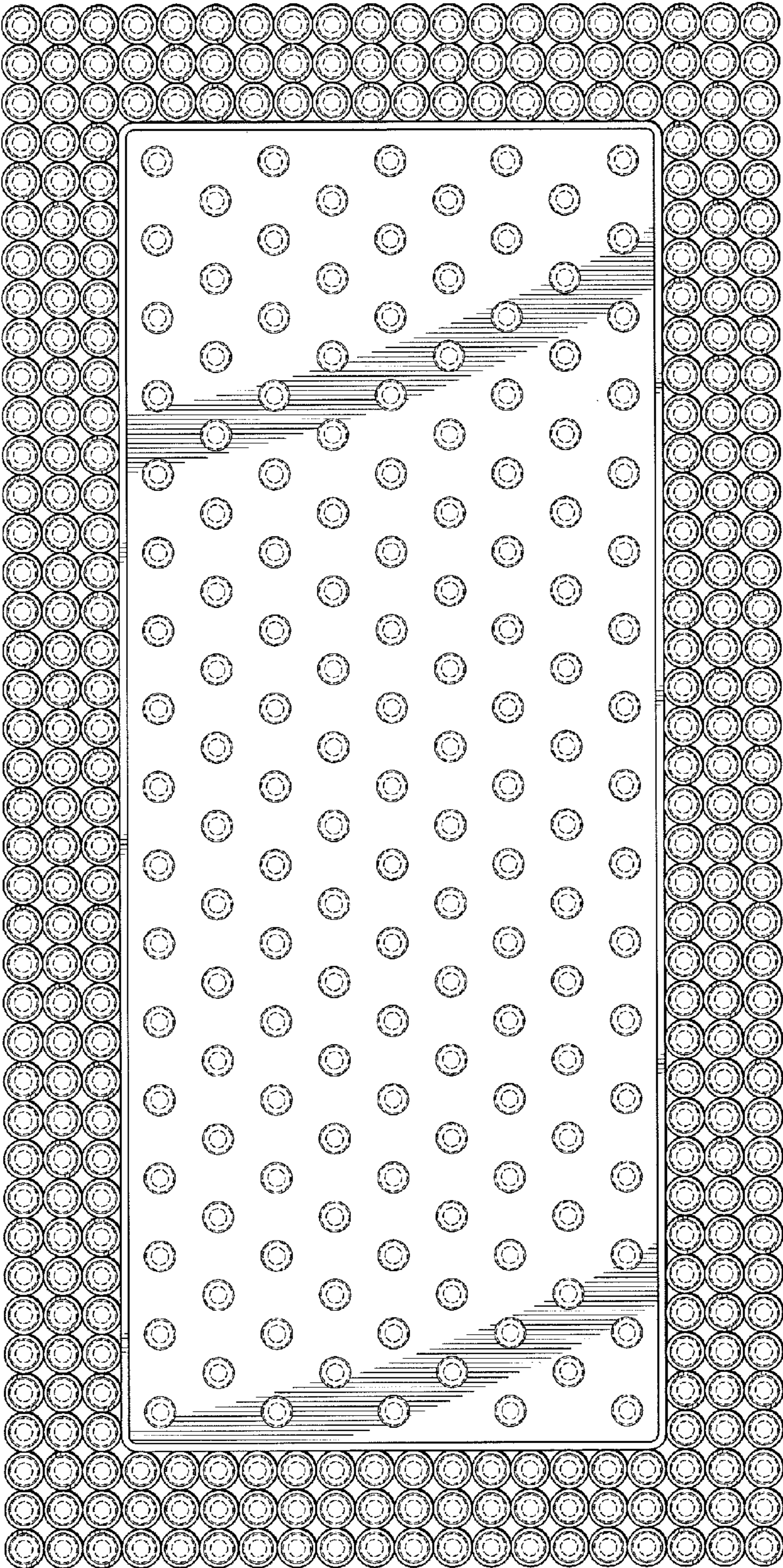


FIG. 7