



US00D676691S

(12) **United States Design Patent**
Bala

(10) **Patent No.:** **US D676,691 S**

(45) **Date of Patent:** **** Feb. 26, 2013**

(54) **CHAIR BACKREST**

(76) Inventor: **Bobby Bala**, Blaine, WA (US)

(**) Term: **14 Years**

(21) Appl. No.: **29/427,050**

(22) Filed: **Jul. 13, 2012**

(51) **LOC (9) Cl.** **06-01**

(52) **U.S. Cl.** **D6/502**

(58) **Field of Classification Search** D6/334-338,
D6/349, 355, 361, 368-370, 376, 379-381,
D6/492, 500-502, 601; 297/16.1, 42, 94,
297/135, 175, 232, 233, 350, 351, 445.1,
297/448.1, 448.2, 451.9; 5/12.1, 12.2

See application file for complete search history.

(56) **References Cited**

U.S. PATENT DOCUMENTS

D471,372 S *	3/2003	Inada et al.	D6/367
D476,492 S *	7/2003	Yamamoto et al.	D6/335
D517,338 S *	3/2006	Inada et al.	D6/367
D536,893 S *	2/2007	Lifeng	D6/367
D536,894 S *	2/2007	Potter	D6/367
D536,895 S *	2/2007	Kawamura	D6/367
D544,224 S *	6/2007	Zhuo	D6/367
D547,558 S *	7/2007	Egger	D6/334
D571,110 S *	6/2008	Potter	D6/335
D575,069 S *	8/2008	Potter	D6/335
D580,665 S *	11/2008	Aoki et al.	D6/335
D597,753 S *	8/2009	Potter	D6/336

* cited by examiner

Primary Examiner — Sandra Snapp

(74) *Attorney, Agent, or Firm* — White-Welker & Welker, LLC; Matthew T. Welker, Esq.

(57) **CLAIM**

The ornamental design for a chair backrest, as shown and described.

DESCRIPTION

FIG. 1 is a front perspective view of the chair backrest of the present design as part of a theater style chair;

FIG. 2 is a side elevation view of the chair backrest of the present design, the opposite side view being a mirror image thereof;

FIG. 3 is a front perspective view of the chair backrest of the present design;

FIG. 4 is a back elevation view of the chair backrest of the present design;


FIG. 5 is a front elevation view of the chair backrest of the present design;

FIG. 6 is a bottom plan view of the chair backrest of the present design; and,

FIG. 7 is a top plan view of the chair backrest of the present design.

The broken lines and the dashed lines form no part of the claimed design.

1 Claim, 6 Drawing Sheets



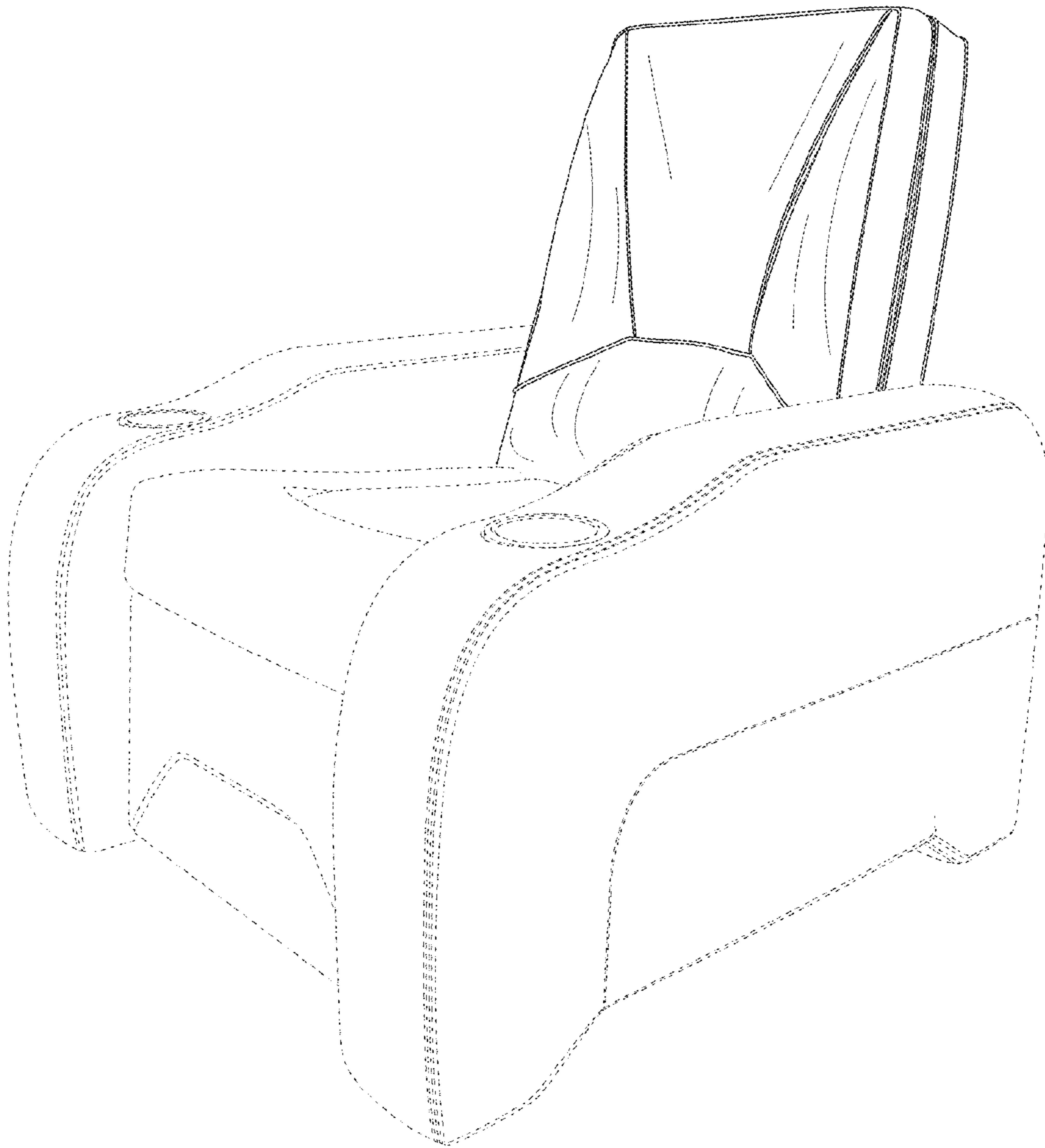


FIG. 1



FIG. 2

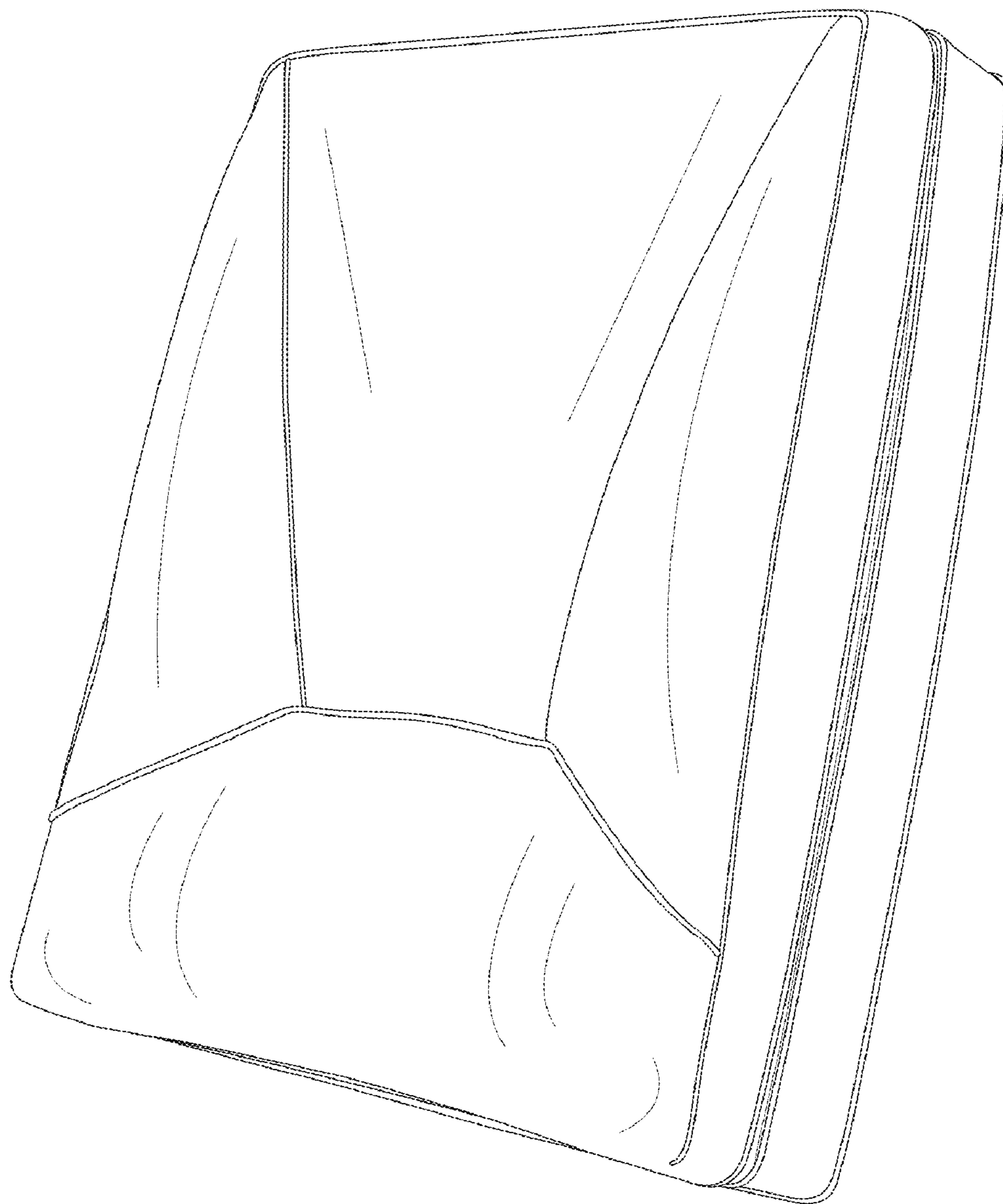


FIG. 3




FIG. 4

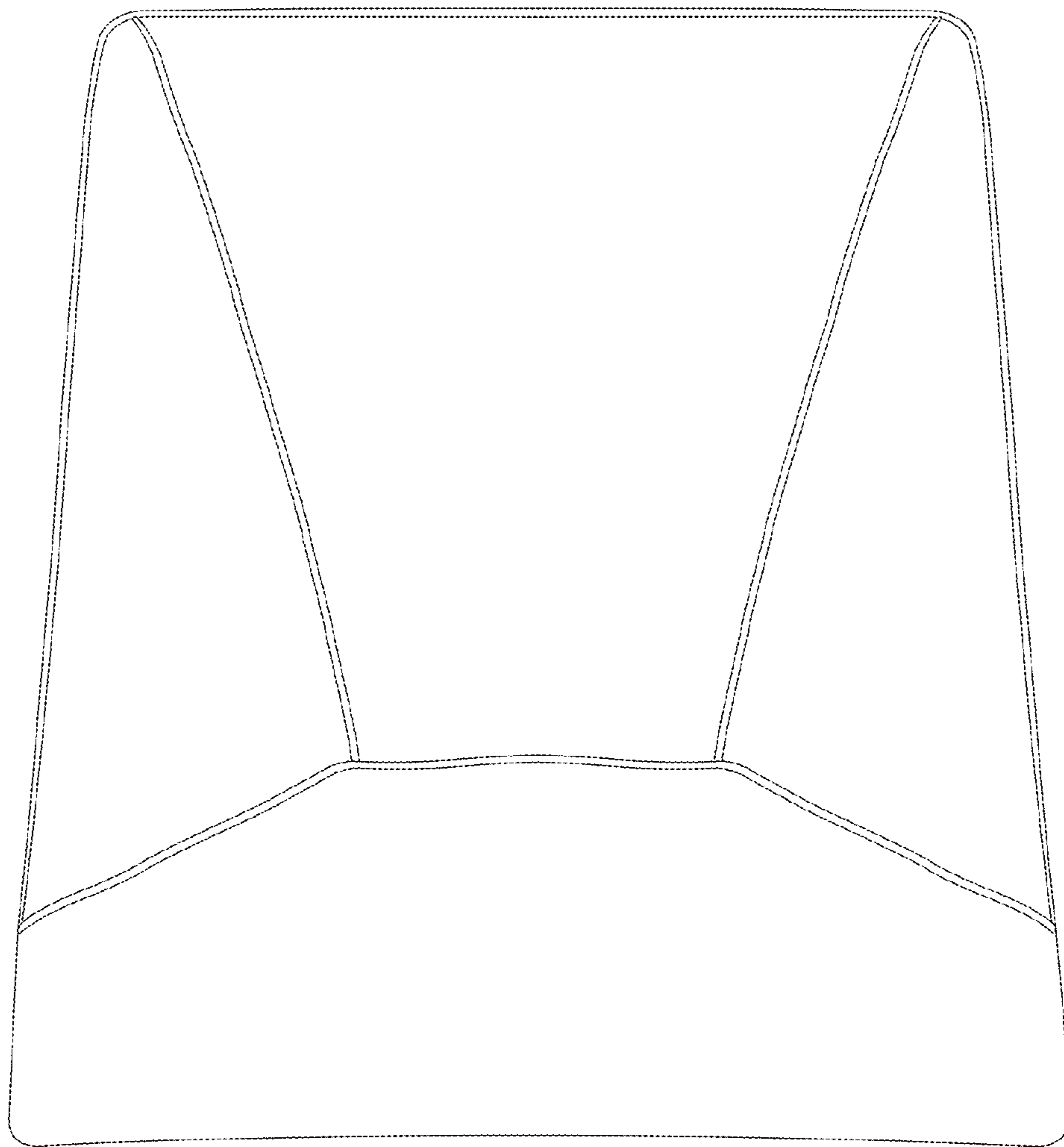


FIG. 5

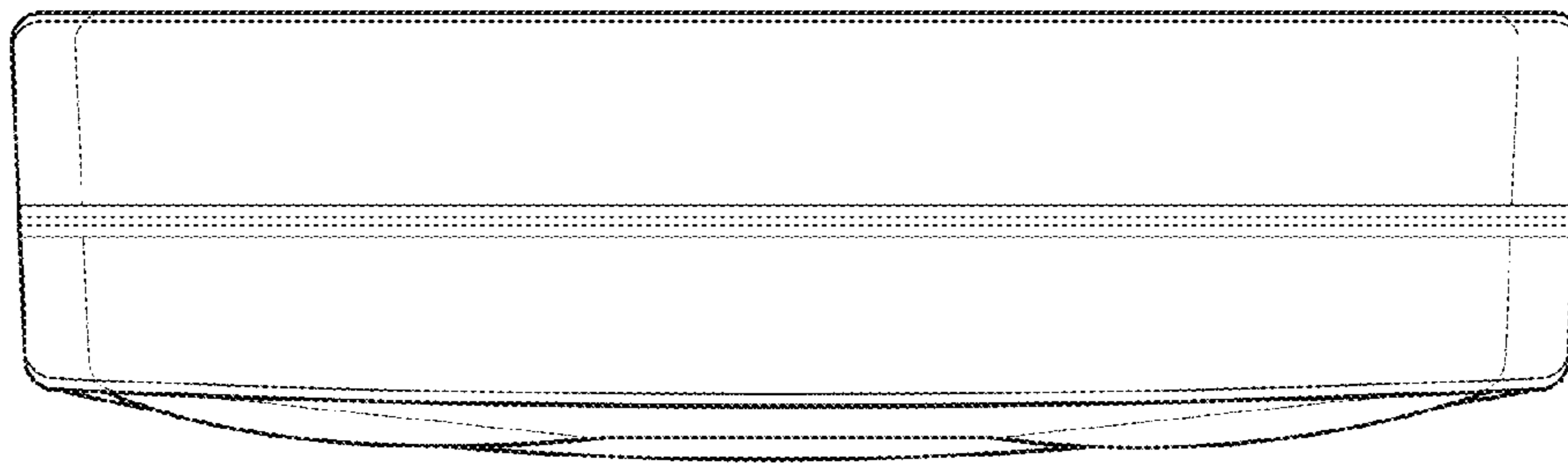


FIG. 6




FIG. 7