

US00D676676S

(12) **United States Design Patent**  
**Lee**

(10) **Patent No.:** **US D676,676 S**  
(45) **Date of Patent:** **\*\* Feb. 26, 2013**

(54) **SHEET FOR VEHICLE SEATS**

(75) Inventor: **Ji-Yoon Lee**, Seoul (KR)

(73) Assignee: **LG Hausys, Ltd.**, Seoul (KR)

(\*\*) Term: **14 Years**

(21) Appl. No.: **29/413,628**

(22) Filed: **Feb. 17, 2012**

(30) **Foreign Application Priority Data**

Aug. 25, 2011 (KR) ..... 30-2011-0035456

(51) **LOC (9) Cl.** ..... **05-05**

(52) **U.S. Cl.** ..... **D5/62**

(58) **Field of Classification Search** ..... D5/4, 46,  
D5/53, 55-63, 99; D6/582, 583, 602, 612,  
D6/617; D19/1, 5; D24/124, 126; D32/43;  
2/900; 5/490, 495; 15/208; 112/401, 416,  
112/439; 139/383 R, 383 B; 428/32, 66.5,  
428/85, 151, 152, 187, 542.6

See application file for complete search history.

(56) **References Cited**

**U.S. PATENT DOCUMENTS**

D5,719 S *	3/1872	Ex	.....	D5/58
D17,488 S *	7/1887	Jacobs	.....	D5/58
D17,662 S *	8/1887	Sayers	.....	D5/58
D38,703 S *	7/1907	Johnstone	.....	D5/62
D65,803 S *	10/1924	Fowler	.....	D5/59
D91,881 S *	4/1934	Herrel	.....	D5/59
D134,690 S *	12/1942	Arnold	.....	D5/59
D167,982 S *	10/1952	Heller	.....	D5/62
D168,702 S *	1/1953	Odzer	.....	D5/62
D168,758 S *	2/1953	Odzer	.....	D5/41
D188,161 S *	6/1960	Martin	.....	D5/41
D189,957 S *	3/1961	Ellefson	.....	D5/53

D209,577 S *	12/1967	Pompili	.....	D25/160
D210,111 S *	2/1968	Mazur	.....	D5/62
D217,575 S *	5/1970	Couve	.....	D19/5
D226,400 S *	2/1973	Joski	.....	D5/16
D238,449 S *	1/1976	Matsumoto	.....	D5/57
D429,939 S *	8/2000	Denney	.....	D6/582
D472,057 S *	3/2003	Cassingham	.....	D5/59
D506,875 S *	7/2005	Del Solar	.....	D5/37
D509,071 S *	9/2005	Delaney et al.	.....	D5/53
D526,791 S *	8/2006	Delaney	.....	D5/53
D572,016 S *	7/2008	Kim et al.	.....	D5/37
D581,170 S *	11/2008	Delaney	.....	D5/58
D595,965 S *	7/2009	Kim et al.	.....	D5/37
D639,567 S *	6/2011	Lee	.....	D5/58

\* cited by examiner

*Primary Examiner* — Karen S Acker

(74) *Attorney, Agent, or Firm* — Nath, Goldberg & Meyer;  
Jerald L. Meyer; Joshua B. Goldberg

(57) **CLAIM**

I claim the ornamental design for a sheet for vehicle seats, as shown and described.

**DESCRIPTION**

FIG. 1 is a surface view of a sheet for vehicle seats according to the design claimed.

FIG. 2 is a reference view of FIG. 1, with dot dash broken lines being shown therein to identify the area 3 which circumscribes the location from which FIG. 3 is taken; and,

FIG. 3 is an enlarged detail view of area 3 surrounded by dot dash lines on FIG. 2.

The evenly spaced broken line perimeter represents the boundaries of the claim and forms no part thereof. The dot dash lines in FIGS. 2 and 3 represent the unclaimed boundary of the detail. The thickness and the rear of the sheet for vehicle seats form no part of the claimed design.

**1 Claim, 3 Drawing Sheets**




FIG. 1




FIG. 2




FIG. 3

