

US00D676675S

(12) **United States Design Patent**
Lee

(10) **Patent No.:** **US D676,675 S**
(45) **Date of Patent:** **** Feb. 26, 2013**

(54) **SHEET FOR VEHICLE SEATS**

(75) Inventor: **Ji-Yoon Lee**, Seoul (KR)

(73) Assignee: **LG Hausys, Ltd.**, Seoul (KR)

(**) Term: **14 Years**

(21) Appl. No.: **29/413,625**

(22) Filed: **Feb. 17, 2012**

(30) **Foreign Application Priority Data**

Aug. 25, 2011 (KR) 30-2011-0035454

(51) **LOC (9) Cl.** **05-05**

(52) **U.S. Cl.** **D5/61**

(58) **Field of Classification Search** D5/4, 46,
D5/53, 55-63, 99; D6/582, 583, 602, 612,
D6/617; D19/1, 5; D24/124, 126; D32/43;
2/900; 5/490, 495; 15/208; 112/401, 416,
112/439; 139/383 R, 383 B; 428/32, 66.5,
428/85, 151, 152, 187, 542.6

See application file for complete search history.

(56) **References Cited**

U.S. PATENT DOCUMENTS

D5,063 S *	6/1871	Wright	D5/59
D5,719 S *	3/1872	Cowell	D5/58
D17,870 S *	11/1887	Folsom	D5/58
D19,931 S *	6/1890	Meyer	D5/4
D92,994 S *	8/1934	Aaronson	D5/59
D110,500 S *	7/1938	Schubart	D5/61
D131,275 S *	2/1942	Fixler	D5/52
D140,024 S *	1/1945	Park	D5/30
D187,362 S *	3/1960	Ellefson	D5/53
D189,807 S *	2/1961	Currie	D5/59
D214,413 S *	6/1969	Hicks	D5/59
D232,784 S *	9/1974	Hirschl	D5/53

D238,449 S *	1/1976	Matsumoto	D5/57
4,404,750 A *	9/1983	Marx et al.	33/1 B
D425,113 S *	5/2000	Kleman et al.	D19/1
D429,074 S *	8/2000	Hurst et al.	D5/53
6,851,457 B2 *	2/2005	Kuji	139/383 A
6,860,299 B2 *	3/2005	Kuji	139/383 A
D509,071 S *	9/2005	Delaney et al.	D5/53
7,045,197 B2 *	5/2006	Harris	428/195.1
D560,367 S *	1/2008	Simoni et al.	D5/58
D602,472 S *	10/2009	Lee	D14/217
D635,367 S *	4/2011	Wagner	D5/4
D648,138 S *	11/2011	Lee	D5/60
D662,716 S *	7/2012	Sogabe	D5/59

* cited by examiner

Primary Examiner — Karen S Acker

(74) *Attorney, Agent, or Firm* — Nath. Goldberg & Meyer;
Jerald L. Meyer; Joshua B. Goldberg

(57) **CLAIM**

I claim the ornamental design for a sheet for vehicle seats, as shown and described.

DESCRIPTION

FIG. 1 is a surface view of a sheet for vehicle seats according to the design claimed.

FIG. 2 is a reference view of FIG. 1, with dot dash broken lines being shown therein to identify the area 3 which circumscribes the location from which FIG. 3 is taken; and,

FIG. 3 is an enlarged detail view of area 3 surrounded by dot dash lines on FIG. 2.

The evenly spaced broken line perimeter represents the boundaries of the claim and forms no part thereof. The lead line in FIG. 2 and the dot dash lines in FIGS. 2 and 3 represent the unclaimed boundary of the detail. The thickness and the rear of the sheet for vehicle seats form no part of the claimed design.

1 Claim, 3 Drawing Sheets




FIG. 1




FIG. 2

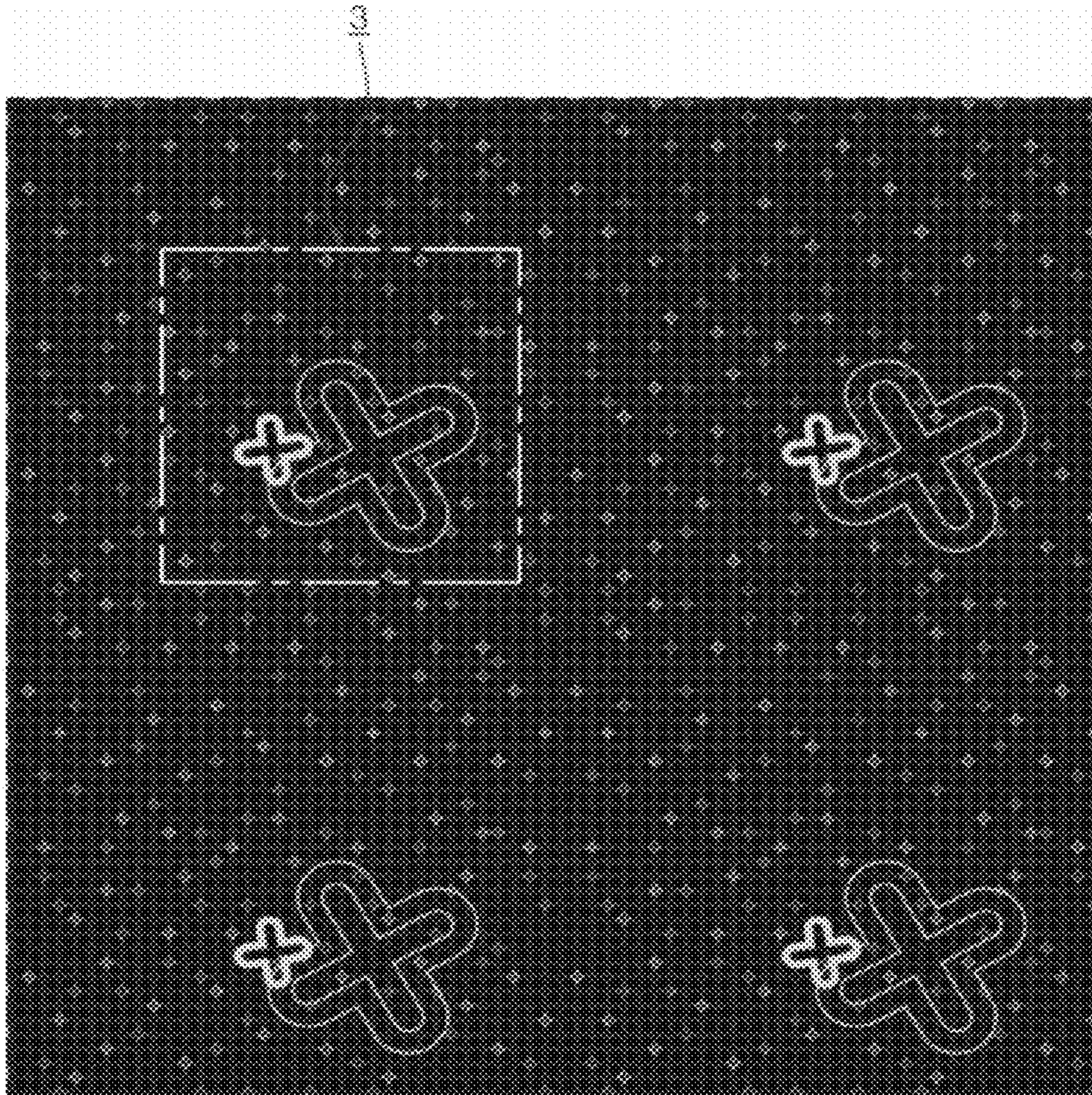


FIG. 3

