



US00D676672S

(12) **United States Design Patent**
Lee

(10) **Patent No.:** **US D676,672 S**
(45) **Date of Patent:** **** Feb. 26, 2013**

(54) **SHEET FOR VEHICLE SEATS**

(75) Inventor: **Ji-Yoon Lee**, Seoul (KR)

(73) Assignee: **LG Hausys, Ltd.**, Seoul (KR)

(**) Term: **14 Years**

(21) Appl. No.: **29/413,710**

(22) Filed: **Feb. 17, 2012**

(30) **Foreign Application Priority Data**

Aug. 25, 2011 (KR) 30-2011-0035441

(51) **LOC (9) Cl.** **05-05**

(52) **U.S. Cl.** **D5/58**

(58) **Field of Classification Search** D5/4, 46,
D5/53, 55-63, 99; D6/582, 583, 602, 612,
D6/617; D19/1, 5; D24/124, 126; D32/43;
2/900; 5/490, 495; 15/208; 112/401, 416,
112/439; 139/383 R, 383 B; 428/32, 66.5,
428/85, 151, 152, 187, 542.6

See application file for complete search history.

(56) **References Cited**

U.S. PATENT DOCUMENTS

D40,414 S *	12/1909	Valentine	D5/60
D70,685 S *	7/1926	Humphreys	D5/59
D86,943 S *	5/1932	Upton	D5/48
D88,397 S *	11/1932	Christen	D5/61
D92,994 S *	8/1934	Aaronson	D5/59
D122,735 S *	9/1940	Christen	D5/61
D129,645 S *	9/1941	Christen	D5/99
D129,870 S *	10/1941	Maisch	D5/61
D133,264 S *	8/1942	Perkins	D5/61
D178,152 S *	6/1956	Schwartz	D5/63
D187,362 S *	3/1960	Ellefson	D5/53
D189,902 S *	3/1961	Ellefson	D5/53
D283,973 S *	5/1986	Hougaard	D8/1
D301,088 S *	5/1989	Kawaguchi	D5/58

D369,907 S *	5/1996	Sayovitz et al.	D5/53
D382,119 S *	8/1997	Ferrero	D5/53
D425,113 S *	5/2000	Kleman et al.	D19/1
D440,051 S *	4/2001	Bredendick et al.	D5/53
D465,337 S *	11/2002	Curtis et al.	D5/47
6,851,457 B2 *	2/2005	Kuji	139/383 A
D509,071 S *	9/2005	Delaney et al.	D5/53
D560,367 S *	1/2008	Simoni et al.	D5/58
D562,568 S *	2/2008	Johnston et al.	D5/60
D609,923 S *	2/2010	Johnston et al.	D5/61
D635,367 S *	4/2011	Wagner	D5/4
D648,138 S *	11/2011	Lee	D5/60
D651,411 S *	1/2012	Wahlquist et al.	D5/57
D662,716 S *	7/2012	Sogabe	D5/59
2012/0034483 A1 *	2/2012	Mair	428/542.6

* cited by examiner

Primary Examiner — Karen S Acker

(74) *Attorney, Agent, or Firm* — Nath, Goldberg & Meyer;
Jerald L. Meyer; Joshua B. Goldberg

(57) **CLAIM**

I claim the ornamental design for a sheet for vehicle seats, as shown and described.

DESCRIPTION

FIG. 1 is a surface view of a sheet for vehicle seats according to the design claimed.

FIG. 2 is a reference view of FIG. 1, with dot dash broken lines being shown therein to identify the area 3 which circumscribes the location from which FIG. 3 is taken; and, FIG. 3 is an enlarged detail view of area 3 surrounded by dot dash broken lines on FIG. 2.

The evenly spaced broken line perimeter represents the boundaries of the claim and forms no part thereof. The lead line in FIG. 2 and the dot dash lines in FIGS. 2 and 3 represent the unclaimed boundary of the detail. The thickness and the rear of the sheet for vehicle seats form no part of the claimed design.

1 Claim, 3 Drawing Sheets




FIG. 1




FIG. 2

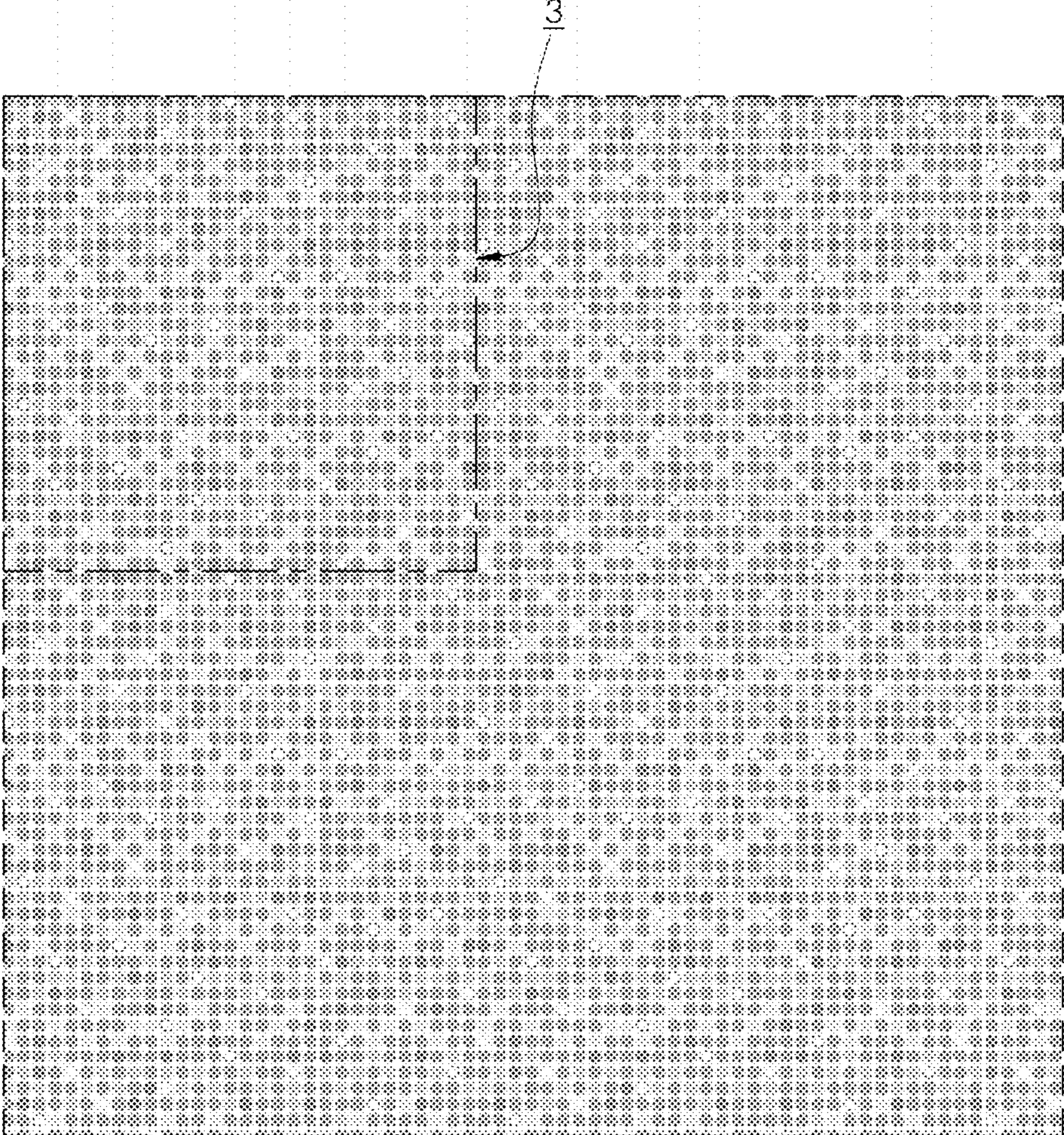


FIG. 3

