

US00D676663S

(12) **United States Design Patent**
Ptok et al.

(10) **Patent No.:** **US D676,663 S**
(45) **Date of Patent:** **** Feb. 26, 2013**

(54) **TOOTHBRUSH**

(75) Inventors: **Gregor Ptok**, Frankfurt (DE); **Tilmann Winkler**, Kronberg (DE)

(73) Assignee: **The Gillette Company**, Boston, MA (US)

(**) Term: **14 Years**

(21) Appl. No.: **29/427,380**

(22) Filed: **Jul. 17, 2012**

(30) **Foreign Application Priority Data**

Jan. 17, 2012 (WO) 647480501

(51) **LOC (9) Cl.** **04-02**

(52) **U.S. Cl.** **D4/104**

(58) **Field of Classification Search** D4/101, D4/104-112, 132-134, 138; 15/110, 111, 15/143.1, 167.1, 167.2; 132/308-311; 601/139, 601/141; 606/161; D7/395, 401.2; D8/107, D8/303; D28/46, 48; 16/430, 902, DIG. 12, 16/DIG. 18, DIG. 19

See application file for complete search history.

(56) **References Cited**

U.S. PATENT DOCUMENTS

D451,285 S * 12/2001 Andersson D4/104
D506,873 S * 7/2005 Kling D4/104
D527,526 S * 9/2006 Kling et al. D4/104

D630,020 S * 1/2011 Wong D4/108
D635,775 S * 4/2011 Kalbfeld et al. D4/104
D646,063 S * 10/2011 Ballmaier et al. D4/104
2008/0213719 A1 * 9/2008 Giniger et al. 433/32

OTHER PUBLICATIONS

CN 301754615 Registered Design Application, (Braun Corp.) Dec. 14, 2011, [online], [retrieved on Sep. 8, 2012] Retrieved from the Questel Intellectual Property Portal Design Database using the Internet: <URL: http://www.orbit.com>.*

* cited by examiner

Primary Examiner — Melanie H Tung
Assistant Examiner — Lavone D Tabor

(74) *Attorney, Agent, or Firm* — Vladimir Vitenberg; Kevin Johnson

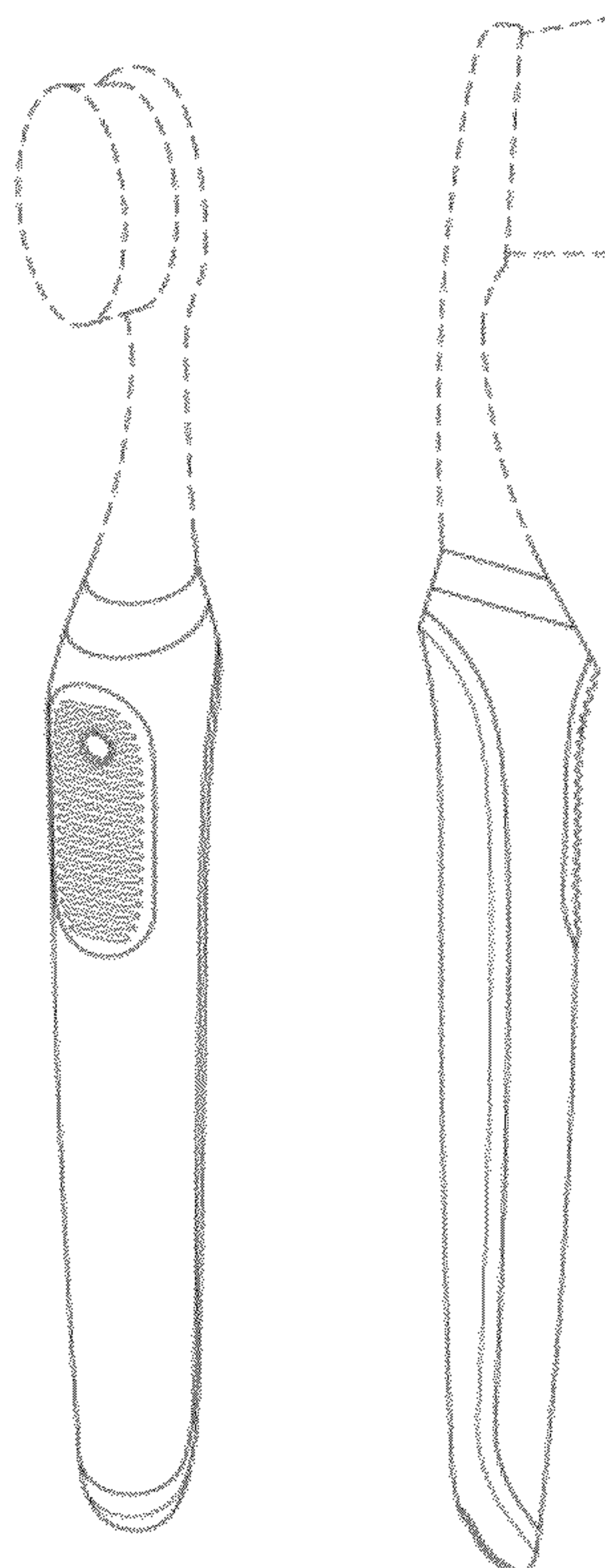
(57) **CLAIM**

The ornamental design for a toothbrush, as shown and described.

DESCRIPTION

FIG. 1 is a perspective view of a toothbrush;
FIG. 2 is a front view thereof;
FIG. 3 is a right side view thereof;
FIG. 4 is a rear view thereof;
FIG. 5 is a left side view thereof;
FIG. 6 is a top plan view thereof; and,
FIG. 7 is a bottom view thereof.
The broken lines showing the head portion of the toothbrush form no part of the claimed design.

1 Claim, 1 Drawing Sheet



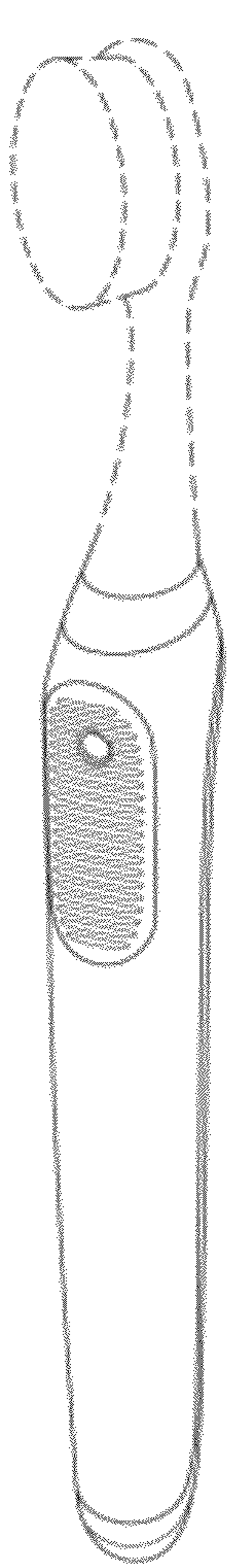


Fig. 1




Fig. 2

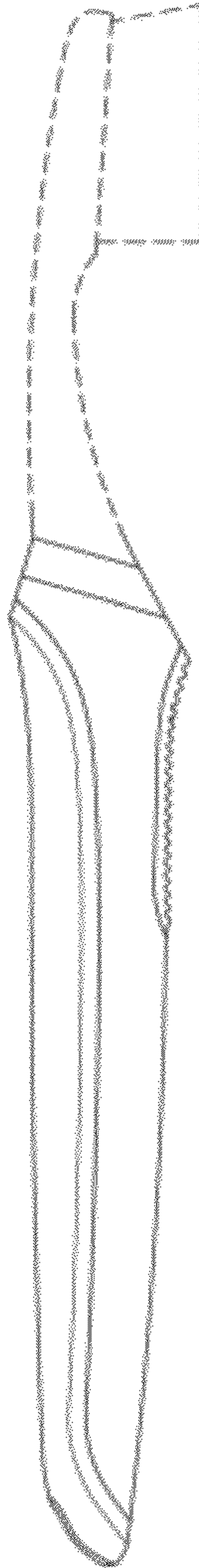


Fig. 3




Fig. 4




Fig. 5




Fig. 6

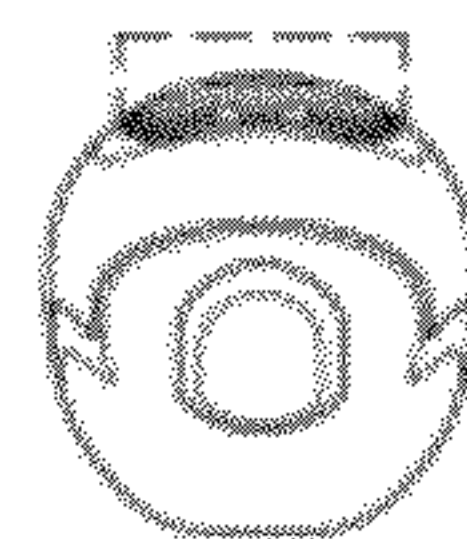


Fig. 7