



US00D676662S

(12) **United States Design Patent**
Jimenez et al.

(10) **Patent No.:** **US D676,662 S**

(45) **Date of Patent:** **** Feb. 26, 2013**

(54) **ORAL CARE IMPLEMENT ACCESSORY**

(75) Inventors: **Eduardo J. Jimenez**, Manalapan, NJ
(US); **John J. Gatzemeyer**,
Hillsborough, NJ (US)

(73) Assignee: **Colgate-Palmolive Company**, New
York, NY (US)

(**) Term: **14 Years**

(21) Appl. No.: **29/400,105**

(22) Filed: **Aug. 23, 2011**

(51) **LOC (9) Cl.** **04-02**

(52) **U.S. Cl.** **D4/101; D4/108**

(58) **Field of Classification Search** D4/104-112,
D4/134, 138; 15/110, 167.1, 167.2, 143.1,
15/188; 132/308-311, 323, 324; 601/139,
601/141, 142; 606/161

See application file for complete search history.

(56) **References Cited**

U.S. PATENT DOCUMENTS

5,341,537	A	8/1994	Curtis et al.	
6,421,865	B1	7/2002	McDougall	
D464,799	S	10/2002	Crossman et al.	
6,536,066	B2	3/2003	Dickle	
D475,855	S	6/2003	Fattori et al.	
D476,486	S *	7/2003	Wang et al.	D4/101
D479,046	S *	9/2003	Winkler	D4/104
D485,439	S	1/2004	Breit	
D527,905	S	9/2006	Winkler	
7,269,872	B2	9/2007	Fattori et al.	
D576,798	S	9/2008	Moskovich	
7,552,497	B2	6/2009	Gatzemeyer et al.	
D611,254	S	3/2010	Lee	
7,861,350	B2	1/2011	Brown et al.	
D642,801	S *	8/2011	Fritsch et al.	D4/101
2004/0255416	A1	12/2004	Hohlbein	
2005/0000043	A1 *	1/2005	Chan et al.	15/22.1
2006/0026784	A1	2/2006	Moskovich et al.	
2006/0165995	A1	7/2006	Im et al.	

2006/0174431	A1	8/2006	Nanda	
2007/0101525	A1	5/2007	Hohlbein	
2008/0189888	A1	8/2008	Hohlbein	
2011/0289702	A1 *	12/2011	Lee	15/22.1

FOREIGN PATENT DOCUMENTS

EM	001279137-0001	6/2011
EM	001279137-0002	6/2011

OTHER PUBLICATIONS

Oral-B® CrossAction® Power Medium Toothbrush Head [online],
Proctor & Gamble © 2009 [retrieved on Nov. 4, 2011]. Retrieved
from the Internet <URL: <http://www.oralb.com>>.*

* cited by examiner

Primary Examiner — Melanie H Tung
Assistant Examiner — Lavone D Tabor

(57) **CLAIM**

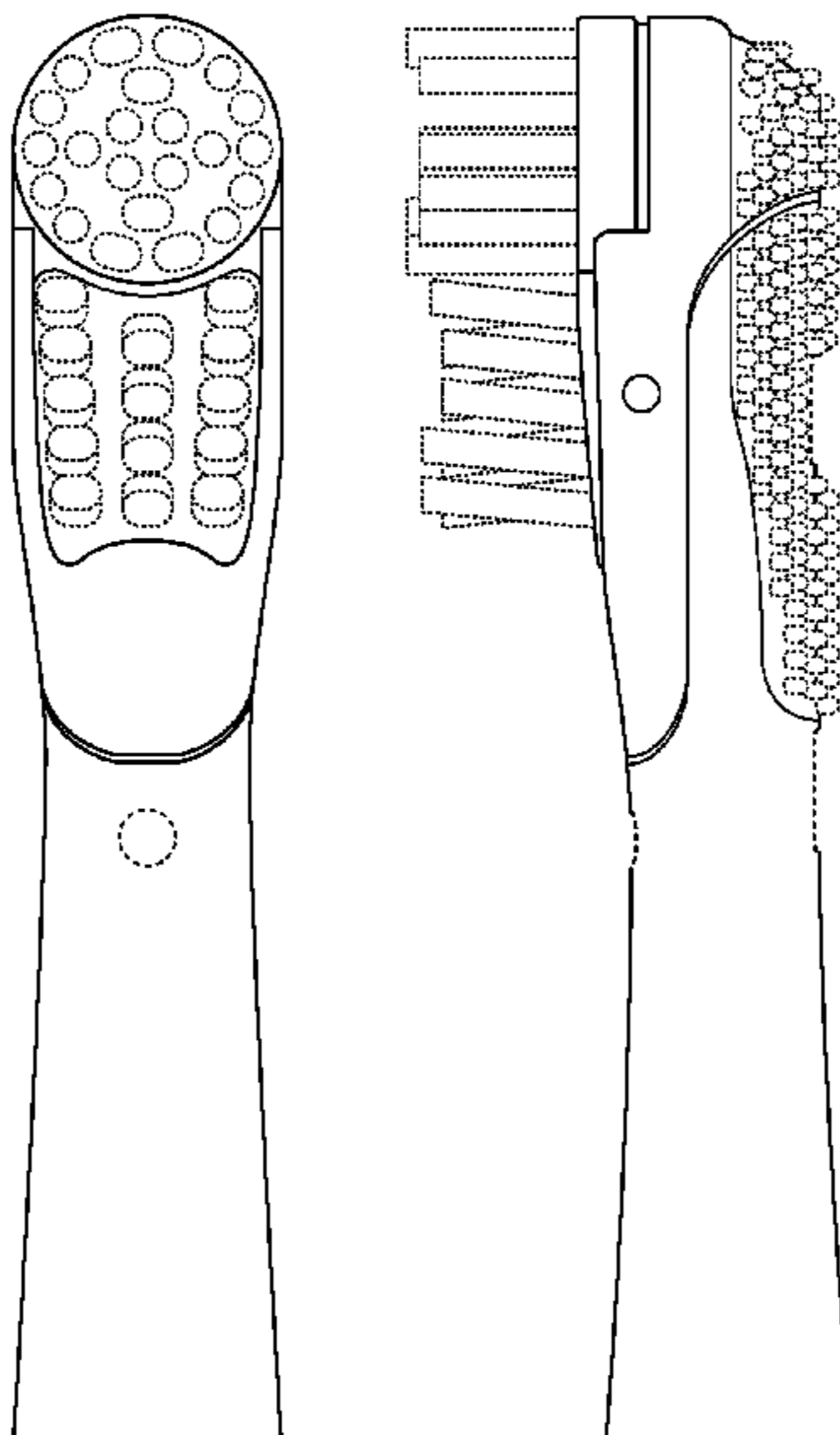
The ornamental design for an oral care implement accessory,
as shown and described.

DESCRIPTION

FIG. 1 is a front view of an oral care implement accessory
according to the new design;
FIG. 2 is a rear view thereof;
FIG. 3 is a side view thereof;
FIG. 4 is a top view thereof; and,
FIG. 5 is a bottom view thereof.

The circular broken line on the front of the neck portion as
well as the oblong-shaped broken lines on the rear of the head
and neck portions, and the broken line shown at the base of the
neck portion represent the bounds of the claim and form no
part thereof. All of the other broken lines illustrate environ-
mental structure of the oral care implement accessory and,
along with the bottom surface, form no part of the claimed
design.

1 Claim, 3 Drawing Sheets



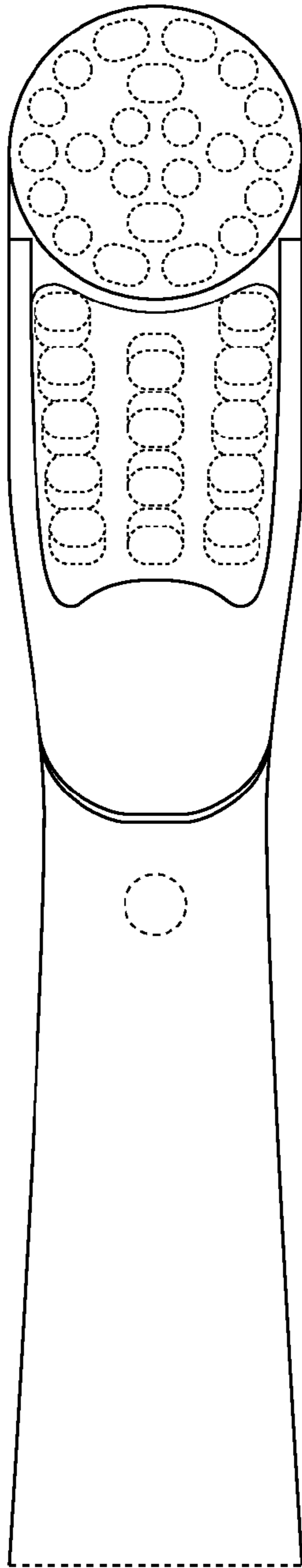


FIG. 1

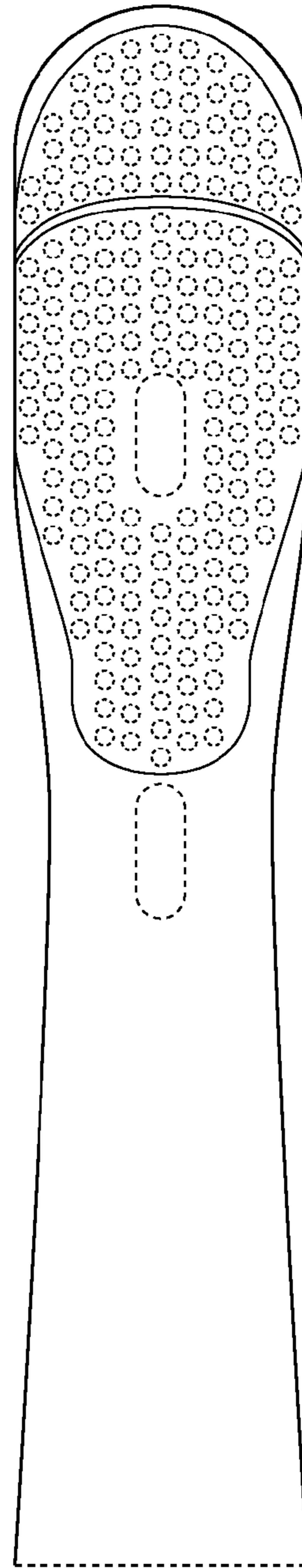


FIG. 2

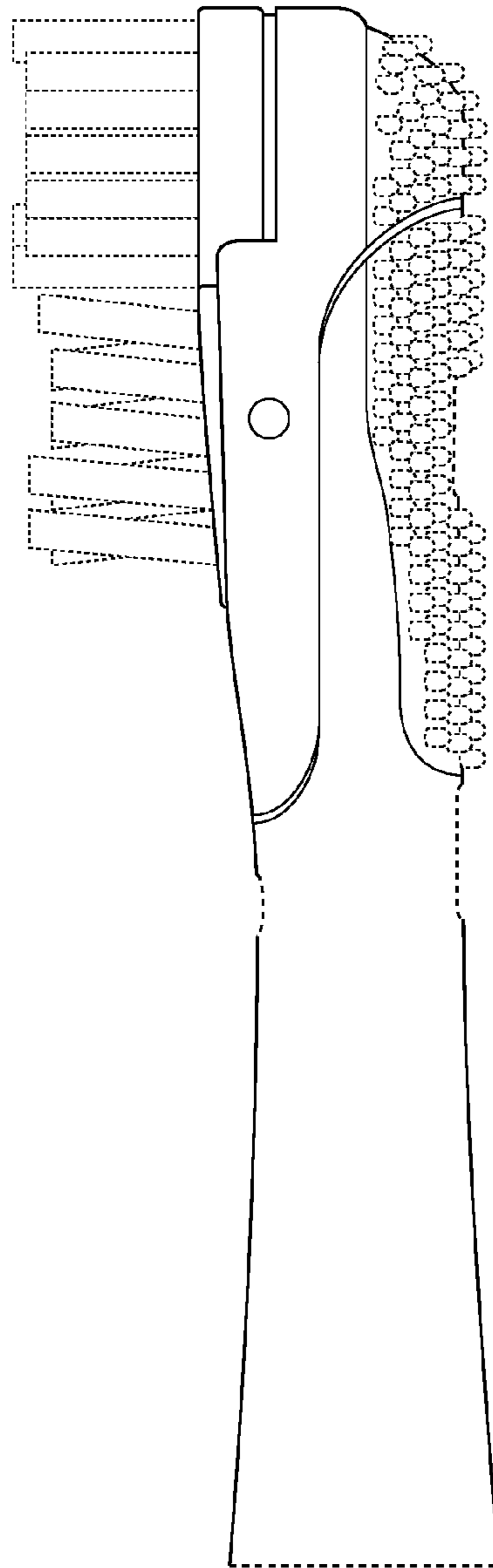


FIG. 3

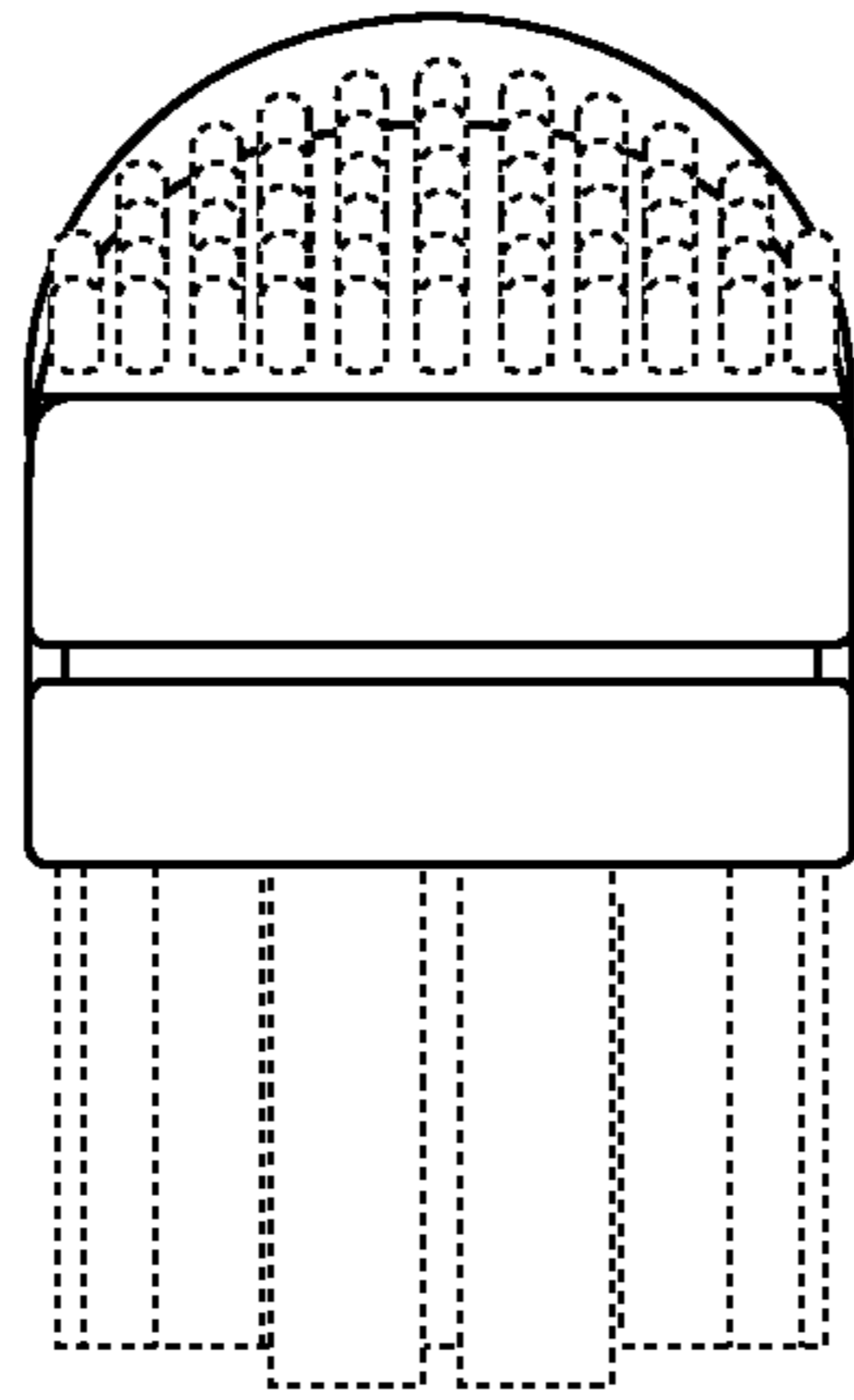


FIG. 4

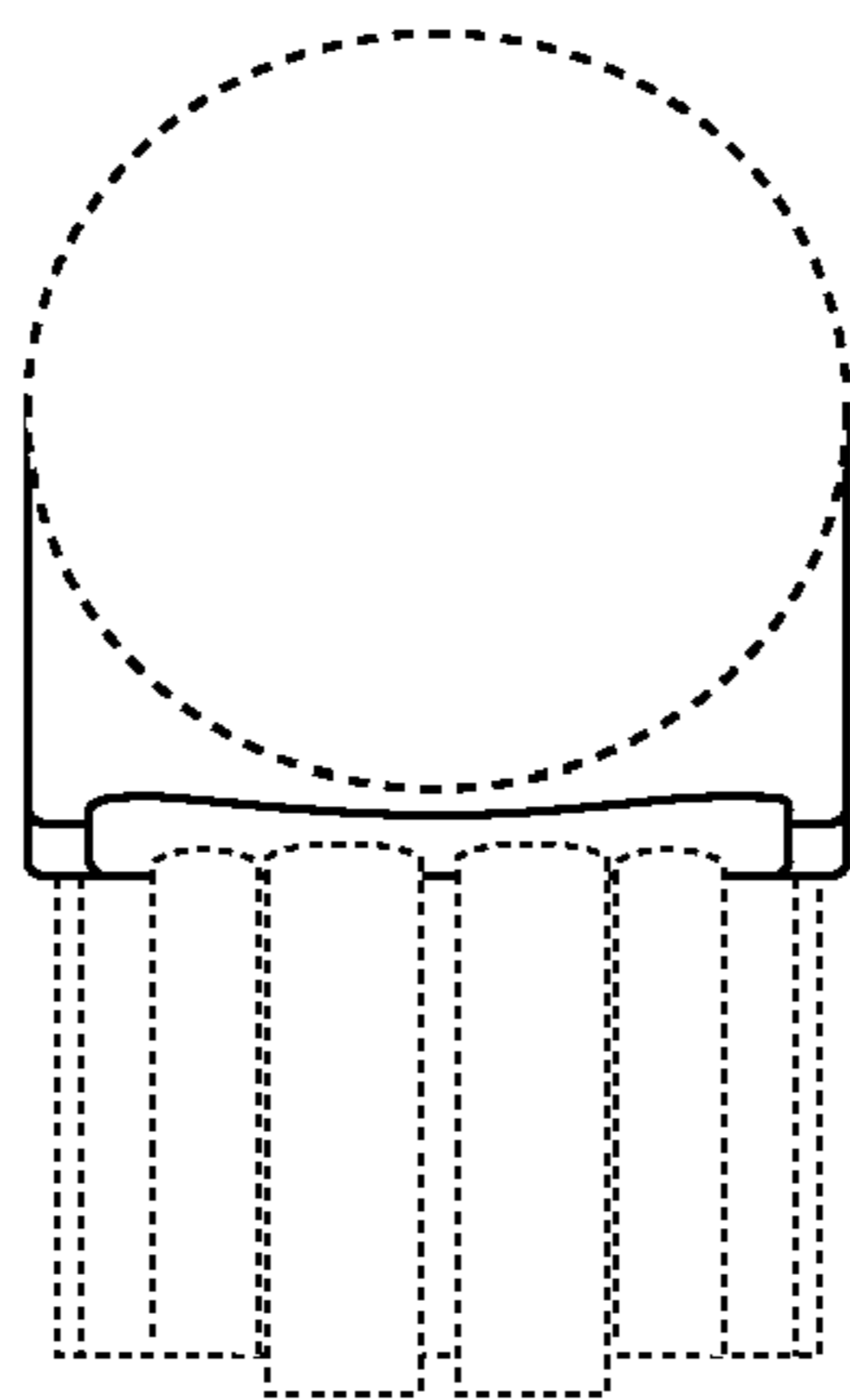


FIG. 5