



US00D676661S

(12) **United States Design Patent**
Jimenez et al.

(10) **Patent No.:** **US D676,661 S**

(45) **Date of Patent:** **** Feb. 26, 2013**

(54) **ORAL CARE IMPLEMENT ACCESSORY**

(75) Inventors: **Eduardo J. Jimenez**, Manalapan, NJ
(US); **John J. Gatzemeyer**,
Hillsborough, NJ (US)

(73) Assignee: **Colgate-Palmolive Company**, New
York, NY (US)

(**) Term: **14 Years**

(21) Appl. No.: **29/400,103**

(22) Filed: **Aug. 23, 2011**

(51) **LOC (9) Cl.** **04-02**

(52) **U.S. Cl.** **D4/101; D4/108**

(58) **Field of Classification Search** D4/101,
D4/104-112, 134, 138; 15/110, 167.1, 167.2,
15/143.1, 188; 132/308-311, 323, 324; 601/139,
601/141, 142; 606/161

See application file for complete search history.

(56) **References Cited**

U.S. PATENT DOCUMENTS

D297,784	S *	9/1988	Moret	D4/101
5,842,245	A *	12/1998	Pai	15/22.1
D433,814	S *	11/2000	Blaustein et al.	D4/104
D457,726	S *	5/2002	Tse	D4/101
6,421,865	B1	7/2002	McDougall		
D464,799	S	10/2002	Crossman et al.		
6,536,066	B2	3/2003	Dickle		
D475,855	S	6/2003	Fattori et al.		
D476,486	S	7/2003	Whitney et al.		
D479,046	S	9/2003	Winkler		
D485,439	S	1/2004	Breit		
D527,905	S	9/2006	Winkler		
7,269,872	B2	9/2007	Fattori et al.		
D561,475	S *	2/2008	Wang et al.	D4/101
D576,798	S	9/2008	Moskovich		

7,552,497	B2	6/2009	Gatzemeyer et al.		
D598,198	S *	8/2009	Crossman	D4/101
D611,254	S *	3/2010	Lee	D4/108
7,861,350	B2	1/2011	Brown et al.		
2004/0255416	A1	12/2004	Hohlbein		
2005/0050659	A1*	3/2005	Chan et al.	15/22.1
2006/0026784	A1	2/2006	Moskovitch et al.		
2006/0165995	A1	7/2006	Im et al.		
2006/0174431	A1	8/2006	Nanda		
2007/0101525	A1	5/2007	Hohlbein		
2008/0189888	A1	8/2008	Hohlbein		

FOREIGN PATENT DOCUMENTS

EM	001279137-0001	6/2011
EM	001279137-0002	6/2011

* cited by examiner

Primary Examiner — Melanie H Tung
Assistant Examiner — Lavone D Tabor

(57) **CLAIM**

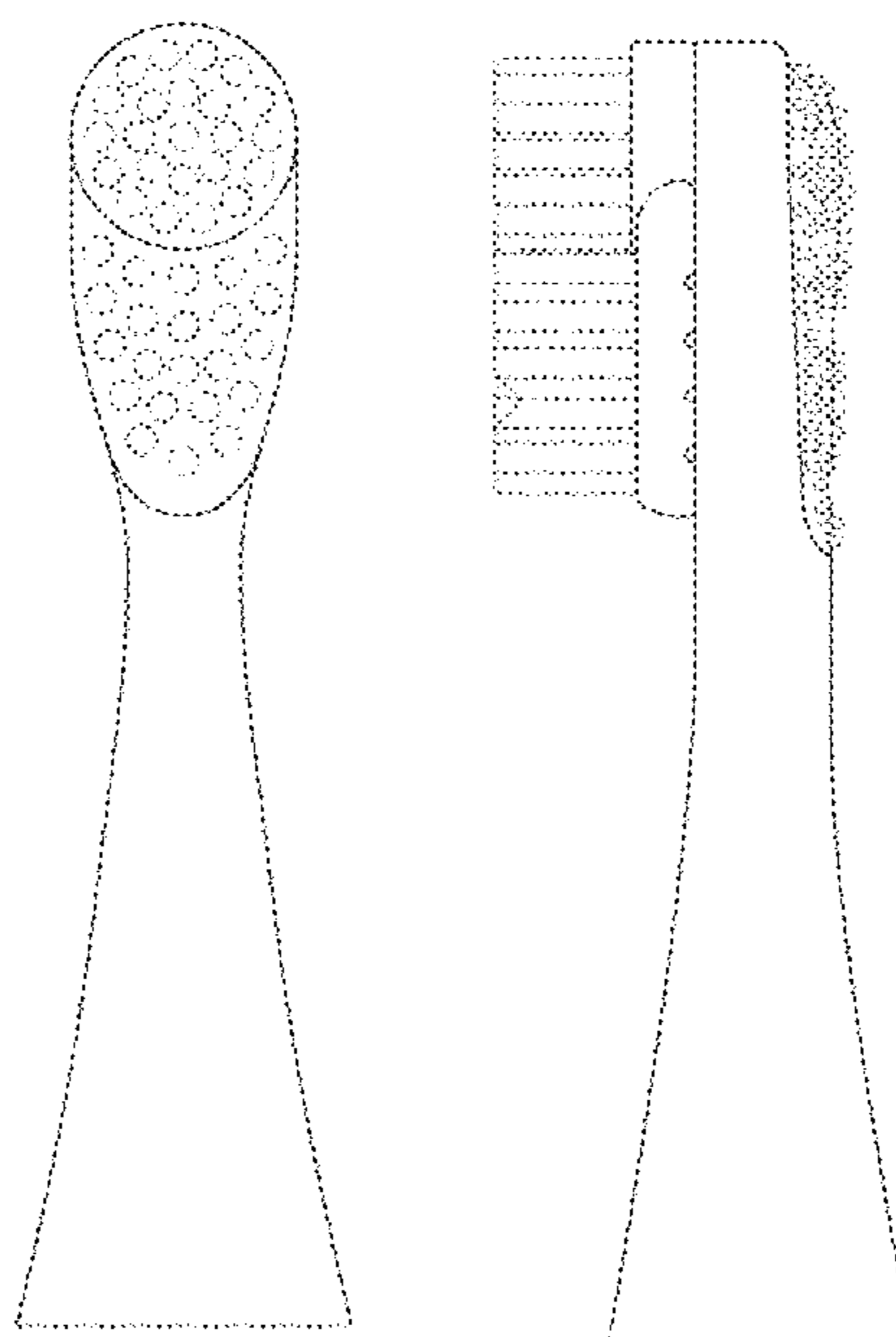
The ornamental design for an oral care implement accessory, as shown and described.

DESCRIPTION

FIG. 1 is a front view of an oral care implement accessory according to the new design;
FIG. 2 is a rear view thereof;
FIG. 3 is a side view thereof;
FIG. 4 is a top view thereof; and,
FIG. 5 is a bottom view thereof.

The broken line shown at the base of the neck portion represents the bounds of the claim and forms no part thereof. All of the other broken lines illustrate environmental structure of the oral care implement accessory and, along with the bottom surface, form no part of the claimed design.

1 Claim, 3 Drawing Sheets



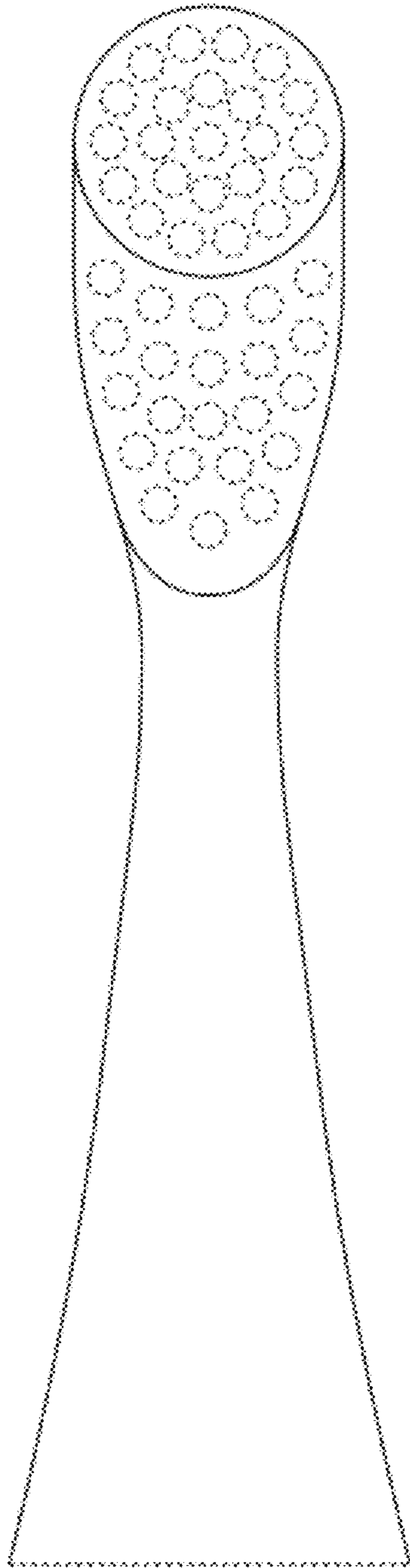


FIG. 1

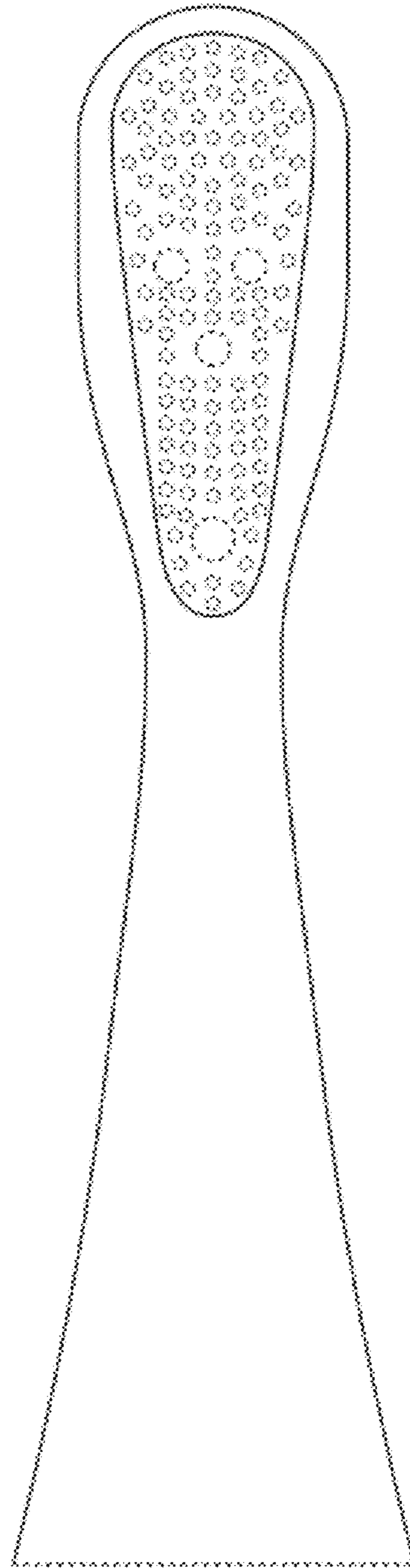


FIG. 2

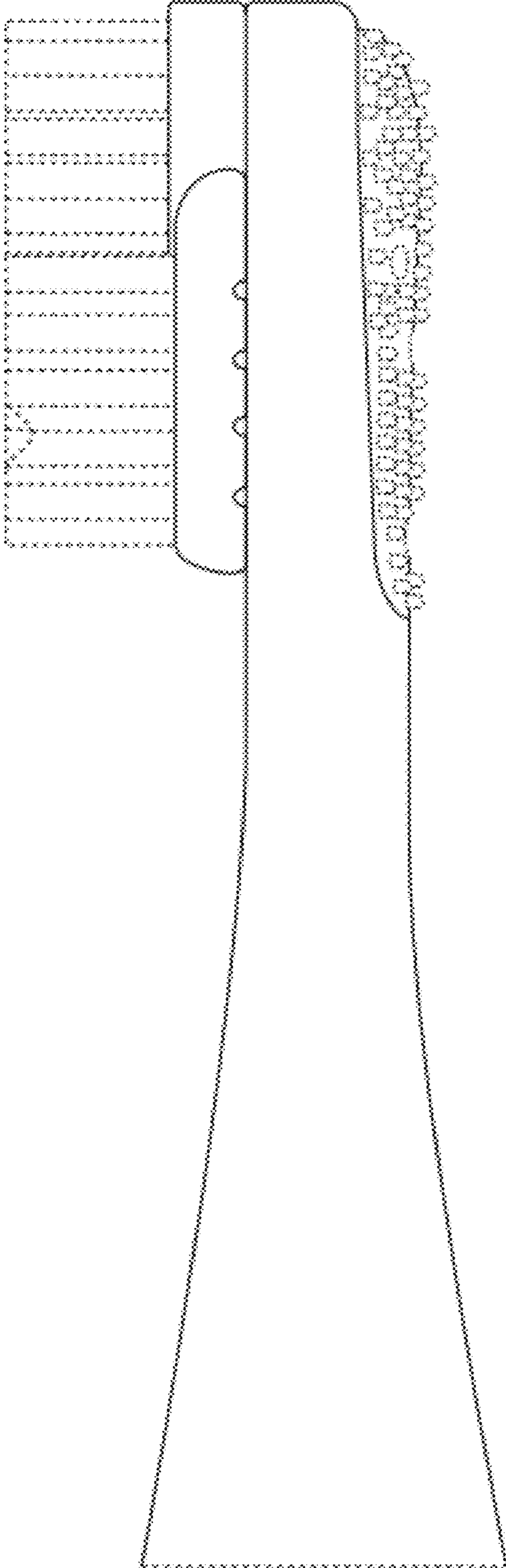


FIG. 3

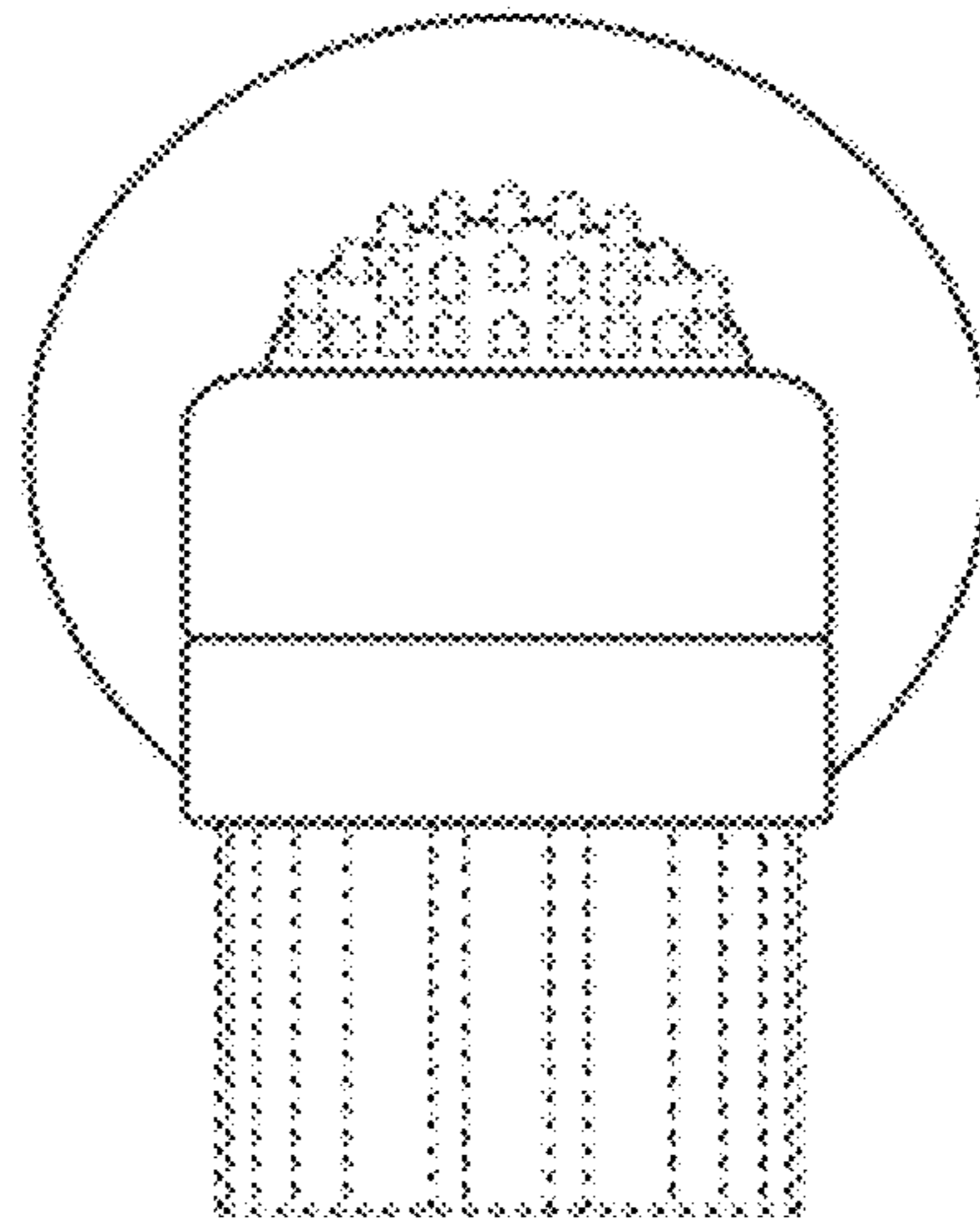


FIG. 4

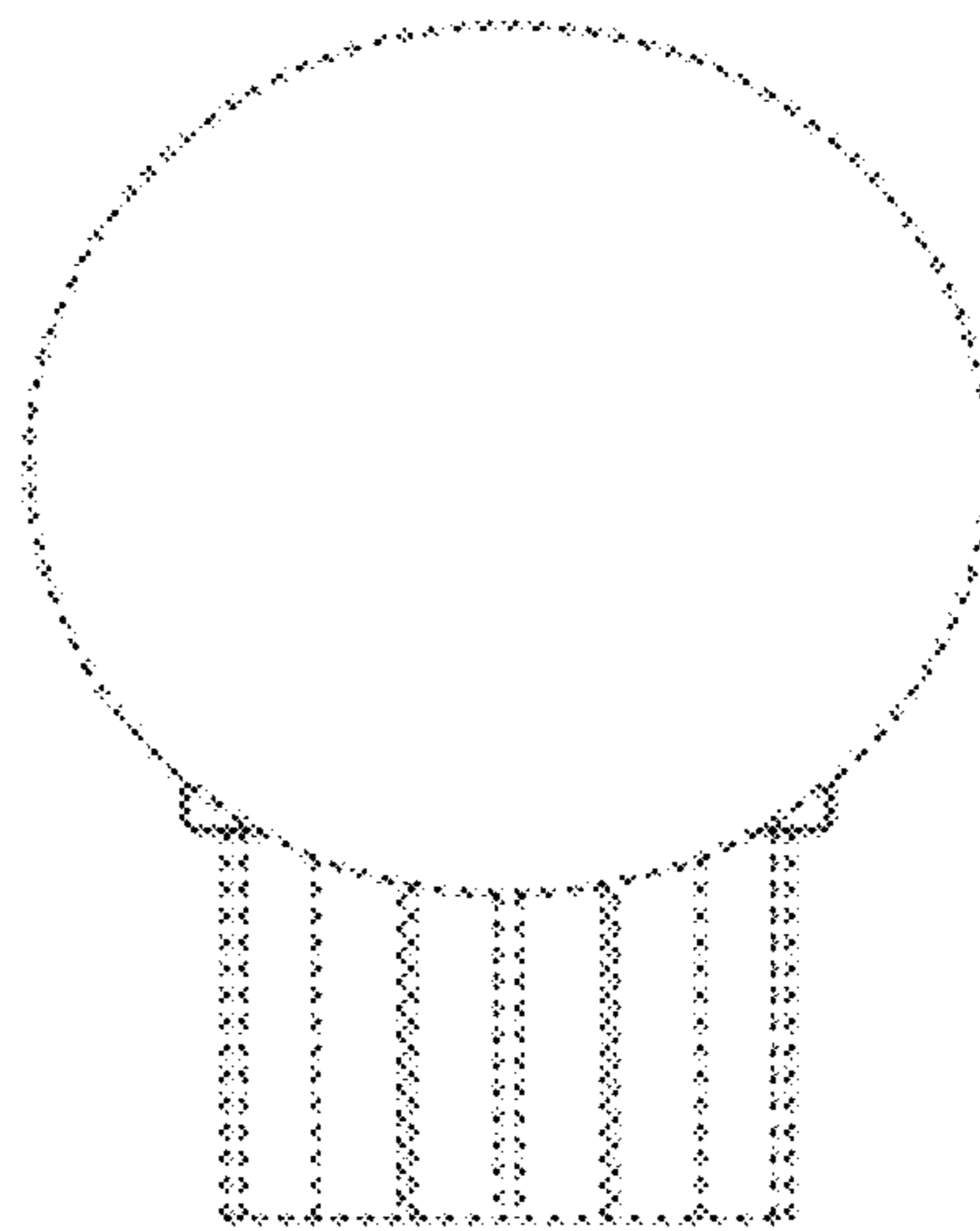


FIG. 5