



US00D676660S

(12) **United States Design Patent**
Crossman

(10) **Patent No.:** **US D676,660 S**

(45) **Date of Patent:** **** Feb. 26, 2013**

(54) **TOOTHBRUSH HEAD**

(75) Inventor: **Scott P. Crossman**, Rockford, MI (US)

(73) Assignee: **Ranir, LLC**, Grand Rapids, MI (US)

(**) Term: **14 Years**

(21) Appl. No.: **29/378,996**

(22) Filed: **Nov. 12, 2010**

(51) **LOC (9) Cl.** **04-02**

(52) **U.S. Cl.** **D4/101; D4/104**

(58) **Field of Classification Search** D4/101,
D4/104-112, 132, 134; 15/167.1, 167.2,
15/207.2; 132/308-311; 601/139, 141, 142
See application file for complete search history.

(56) **References Cited**

U.S. PATENT DOCUMENTS

D121,519 S *	7/1940	Mastrud	D4/104
D563,674 S	3/2008	Beedham		
D569,623 S	5/2008	Beedham		
D572,007 S	7/2008	Lamason et al.		
7,409,741 B2 *	8/2008	Dworzan	15/22.1
D580,173 S	11/2008	Beedham		
7,574,765 B2 *	8/2009	Huber et al.	15/28
D653,035 S *	1/2012	Gebski	D4/101

FOREIGN PATENT DOCUMENTS

KR 30-0439339 S * 2/2007

OTHER PUBLICATIONS

EM 174701-0002 Registered Design Application, (Hasan Zühtü Senyuva) Jul. 27, 2004, [online], [retrieved on Aug. 10, 2012] Retrieved from the Community Design Database of the Office for Harmonization in the Internal Market using the Internet: <URL: <http://oami.europa.eu>>.*

* cited by examiner

Primary Examiner — Melanie H Tung

Assistant Examiner — Lavone D Tabor

(74) *Attorney, Agent, or Firm* — Warner Norcross & Judd LLP

(57) **CLAIM**

The ornamental design for a toothbrush head, as shown and described.

DESCRIPTION

FIG. 1 is a perspective view of the toothbrush head according to the new design;

FIG. 2 is a right side view, the left side being a mirror image thereof;

FIG. 3 is a front view thereof;

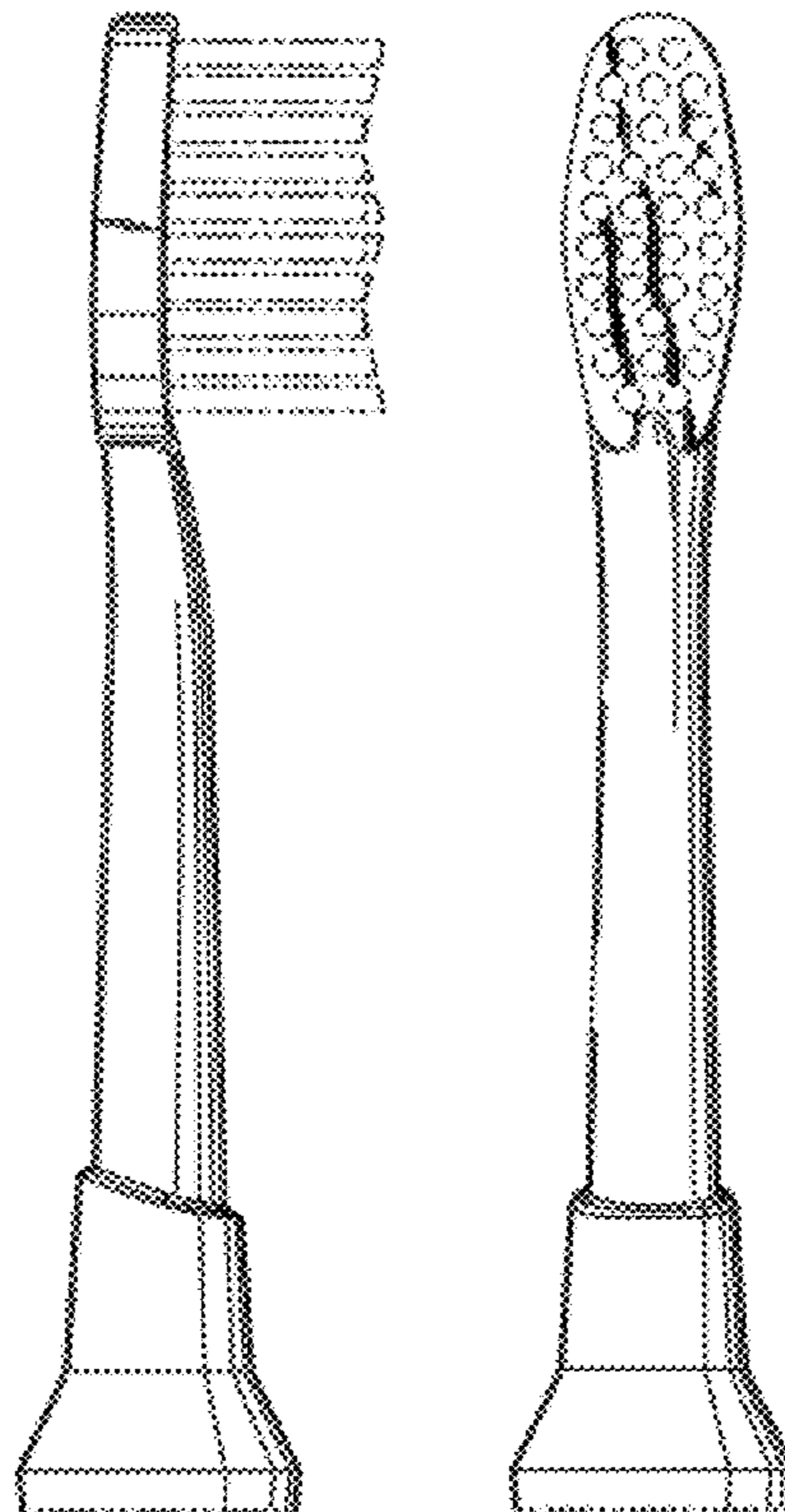
FIG. 4 is a rear view thereof;

FIG. 5 is a bottom view thereof; and,

FIG. 6 is a top view thereof.

FIGS. 1-6 show portions of the toothbrush head in phantom lines. The portions shown in phantom lines are for environmental purposes and form no portion of the claimed design.

1 Claim, 1 Drawing Sheet



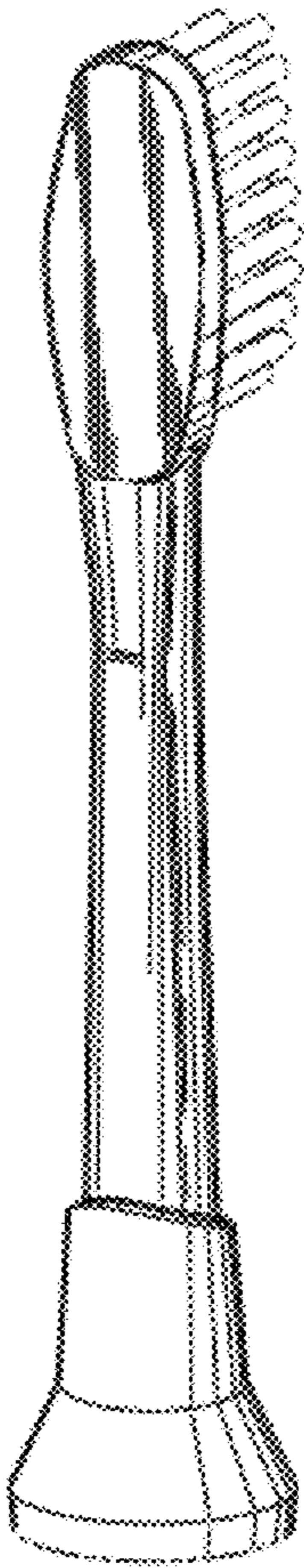


Fig. 1

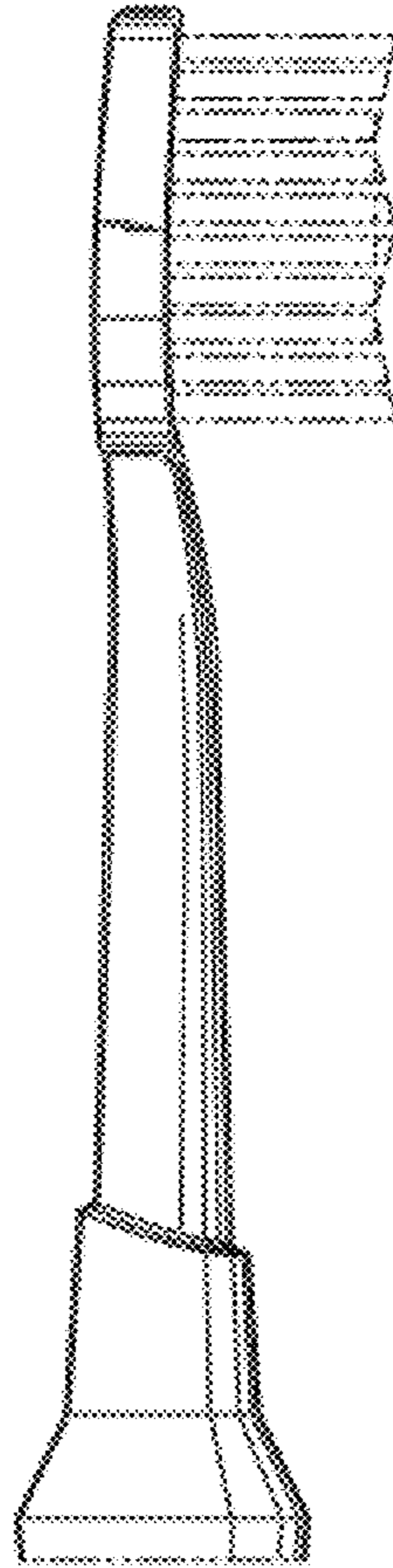


Fig. 2

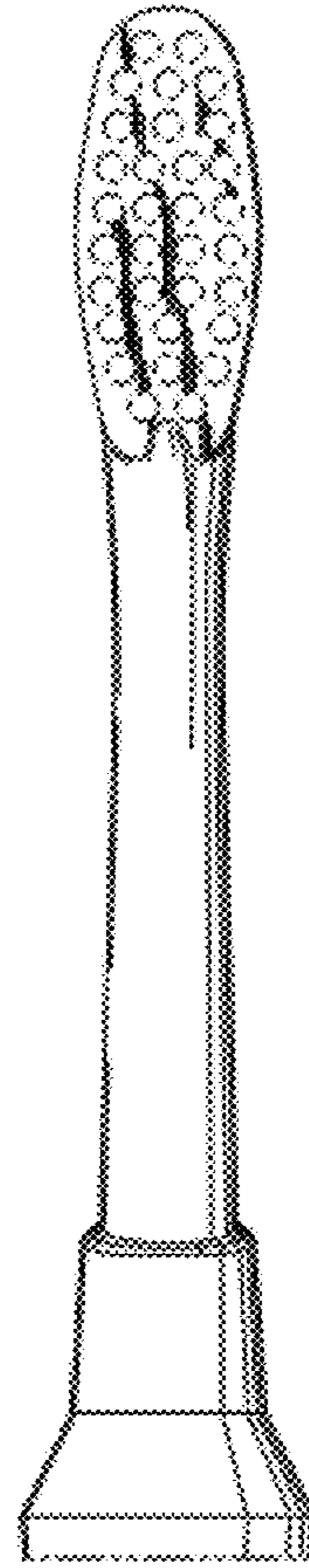


Fig. 3

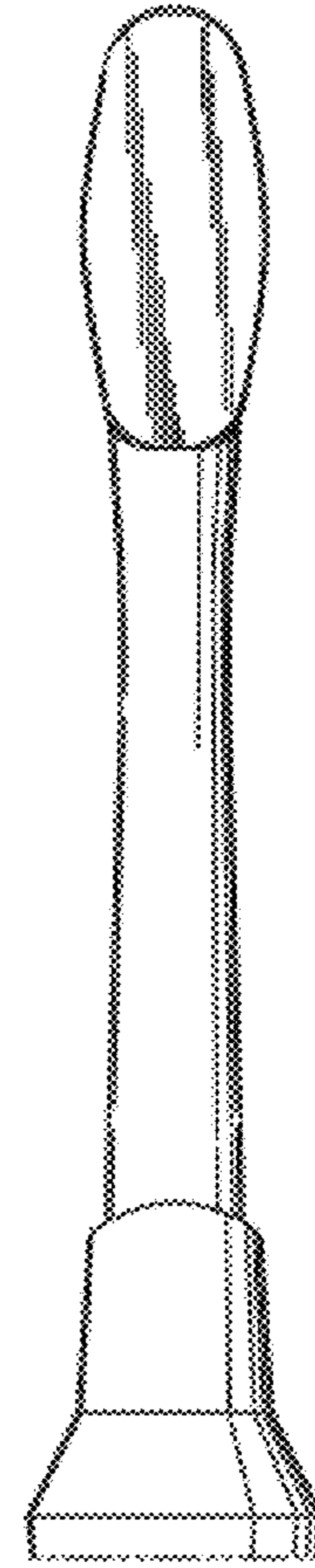


Fig. 4

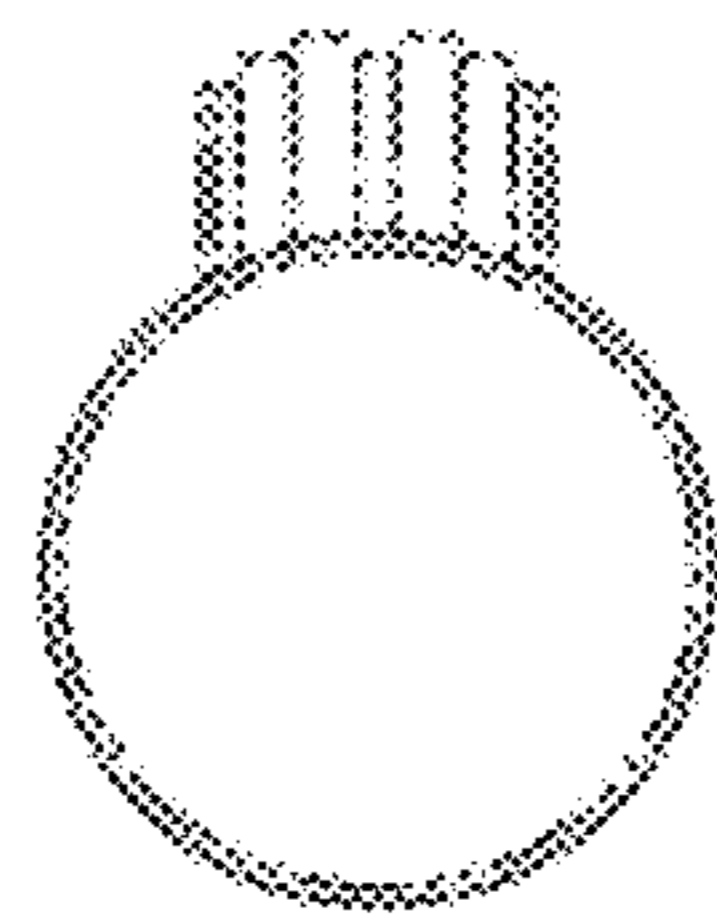


Fig. 5

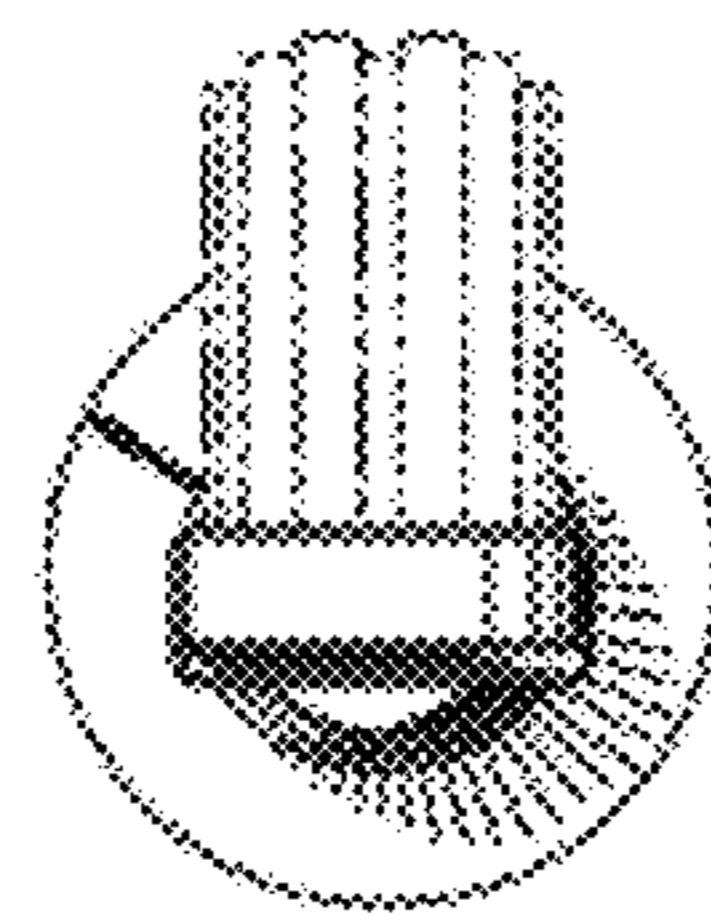


Fig. 6