



US00D676651S

(12) **United States Design Patent**  
**Ross**

(10) **Patent No.:** **US D676,651 S**

(45) **Date of Patent:** **\*\* Feb. 26, 2013**

(54) **PURSE PROTECTOR**

(76) Inventor: **Crystal D. Ross**, Houston, TX (US)

(\*\*) Term: **14 Years**

(21) Appl. No.: **29/392,723**

(22) Filed: **May 25, 2011**

(51) **LOC (9) Cl.** ..... **03-01**

(52) **U.S. Cl.** ..... **D3/232**

(58) **Field of Classification Search** ..... D3/318,  
D3/321, 323, 201, 232, 245, 252, 273, 240-244;  
150/103-105, 113-114, 118-119; 190/110,  
190/116

See application file for complete search history.

D615,754	S *	5/2010	Edwards	.....	D3/232
D621,153	S *	8/2010	Parsley et al.	.....	D3/232
7,789,114	B2	9/2010	Pace et al.		
D625,515	S *	10/2010	Parsley et al.	.....	D3/232
D633,713	S *	3/2011	Bode	.....	D3/232
8,156,974	B2 *	4/2012	Pace et al.	.....	150/105
D658,366	S *	5/2012	Platt et al.	.....	D3/233
D658,380	S *	5/2012	Divita	.....	D3/318
2001/0015248	A1 *	8/2001	McCreery	.....	150/104
2007/0209742	A1 *	9/2007	Morgan	.....	150/105
2008/0230158	A1 *	9/2008	Romero et al.	.....	150/105
2009/0188592	A1 *	7/2009	Connacher et al.	.....	150/105

\* cited by examiner

*Primary Examiner* — Sheryl Lane

(74) *Attorney, Agent, or Firm* — RG Patent Consulting LLC;  
Rachel Gilboy

(56) **References Cited**

**U.S. PATENT DOCUMENTS**

3,536,116	A	10/1970	Margolis		
D283,938	S *	5/1986	Strongwater	.....	D99/34
D384,205	S	9/1997	Fink		
D396,556	S *	8/1998	Nagayoshi	.....	D3/321
5,894,975	A *	4/1999	Holden et al.	.....	224/582
D417,788	S	12/1999	Gray		
6,179,025	B1 *	1/2001	Sutton	.....	150/105
6,446,688	B1 *	9/2002	Sutton	.....	150/105
6,543,499	B2 *	4/2003	McCreery	.....	150/104
D488,925	S *	4/2004	McMahan et al.	.....	D3/232
6,820,664	B1 *	11/2004	Ritch	.....	150/103
7,028,730	B2 *	4/2006	Pace et al.	.....	150/105
7,222,649	B1 *	5/2007	Fox	.....	150/105
D569,096	S *	5/2008	Swartz et al.	.....	D3/201
7,416,001	B2	8/2008	Speck		
7,461,676	B2 *	12/2008	Huie	.....	150/105

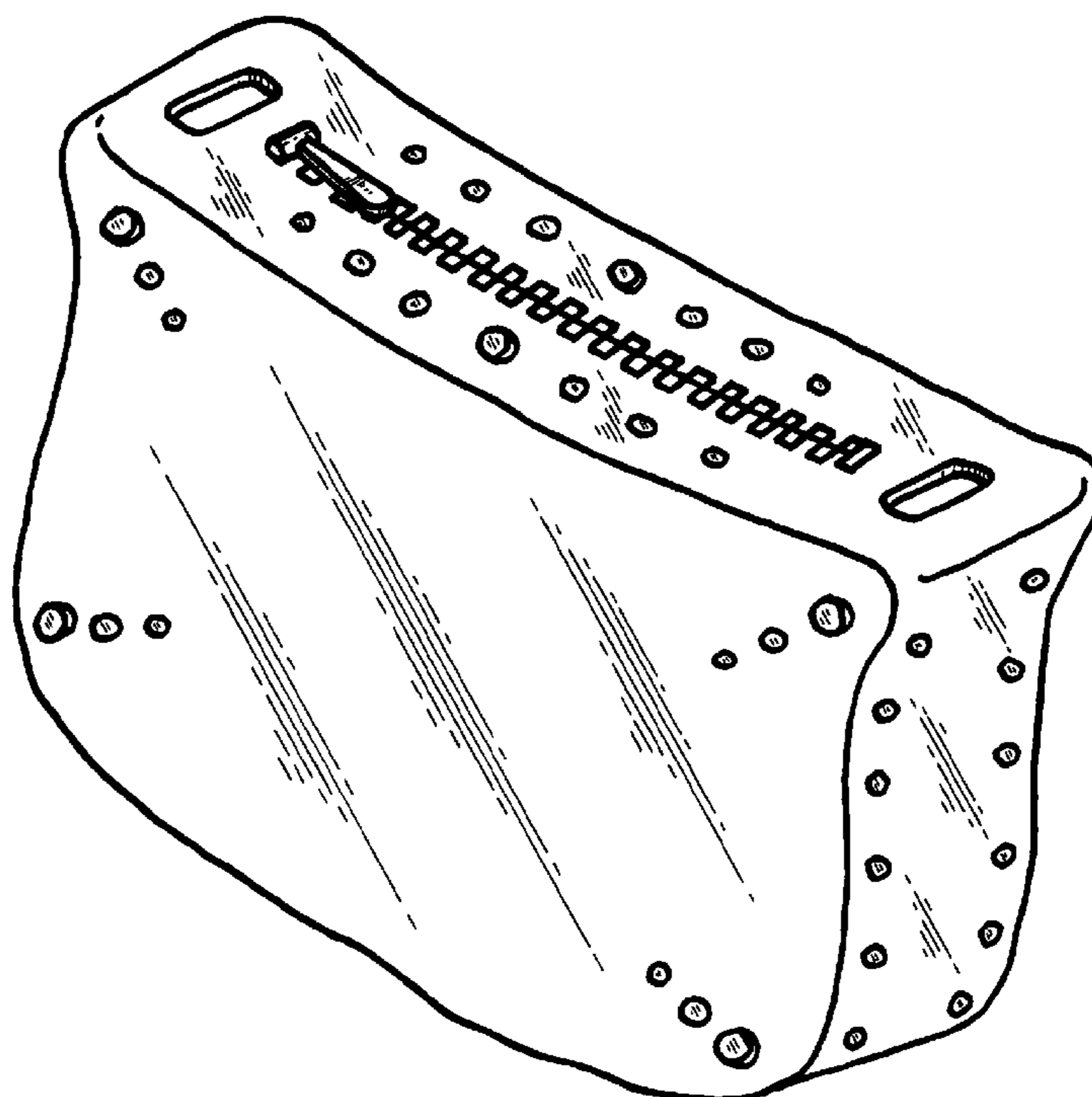
(57) **CLAIM**

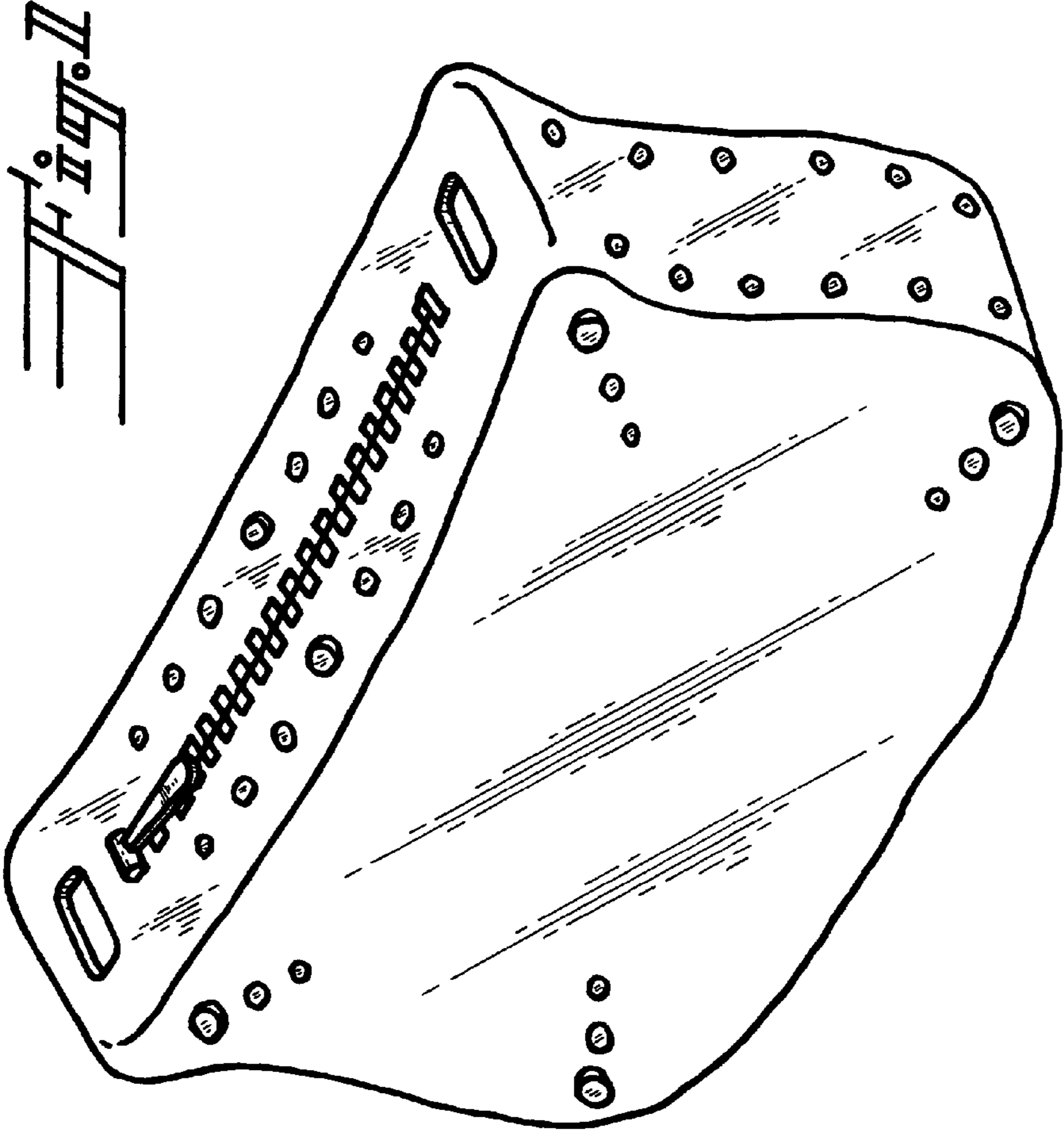
I claim the ornamental design for a purse protector, as shown and described.

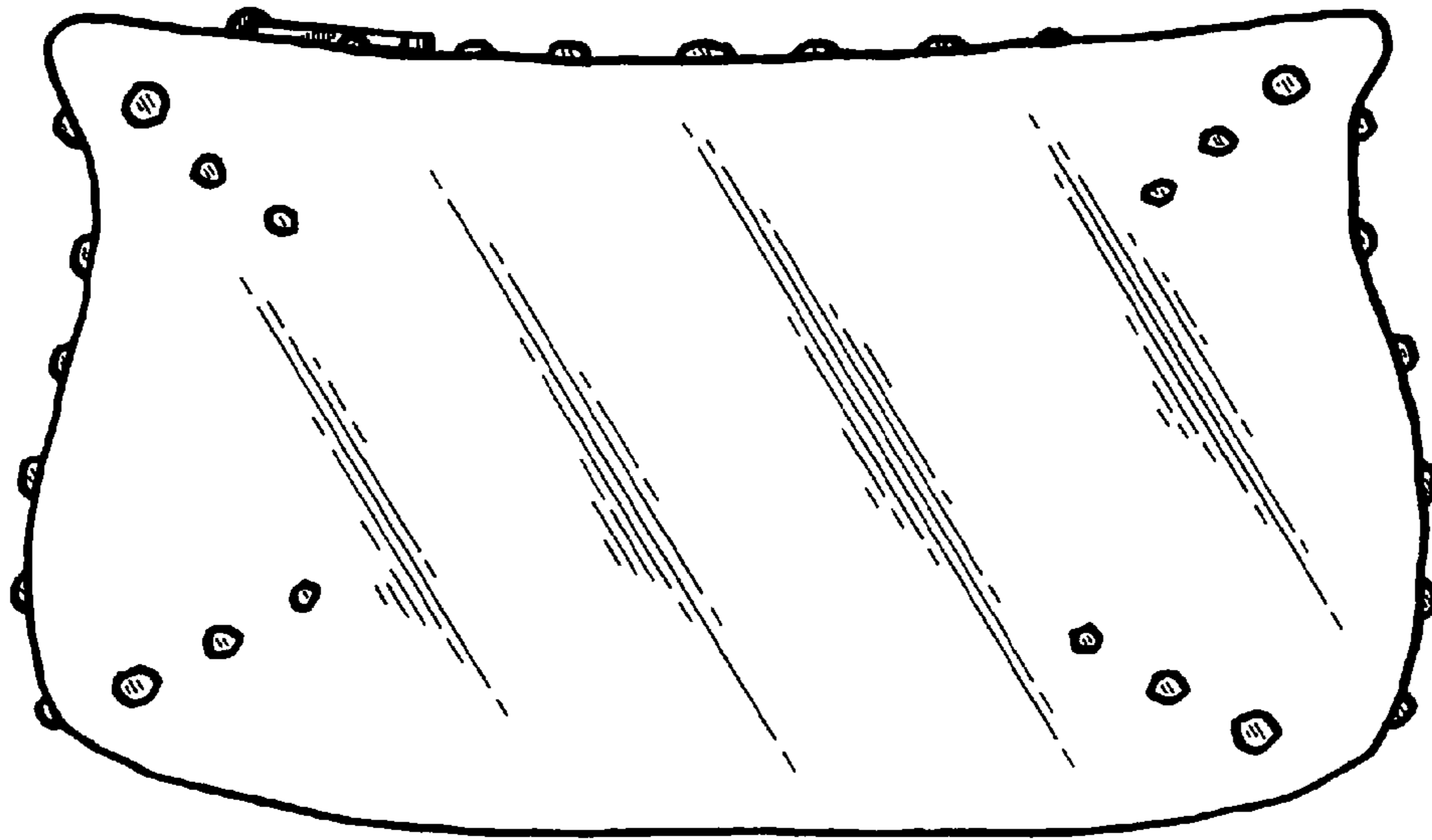
**DESCRIPTION**

FIG. 1 is a front, top and side perspective view of the purse protector embodying the design of the present invention. FIG. 2 is a front elevational view thereof, the rear elevational view being identical to the front elevational view. FIG. 3 is a side elevational view thereof, the side opposite being identical to the side shown in FIG. 3. FIG. 4 is a top plan view thereof; and, FIG. 5 is a bottom plan view thereof.

**1 Claim, 3 Drawing Sheets**

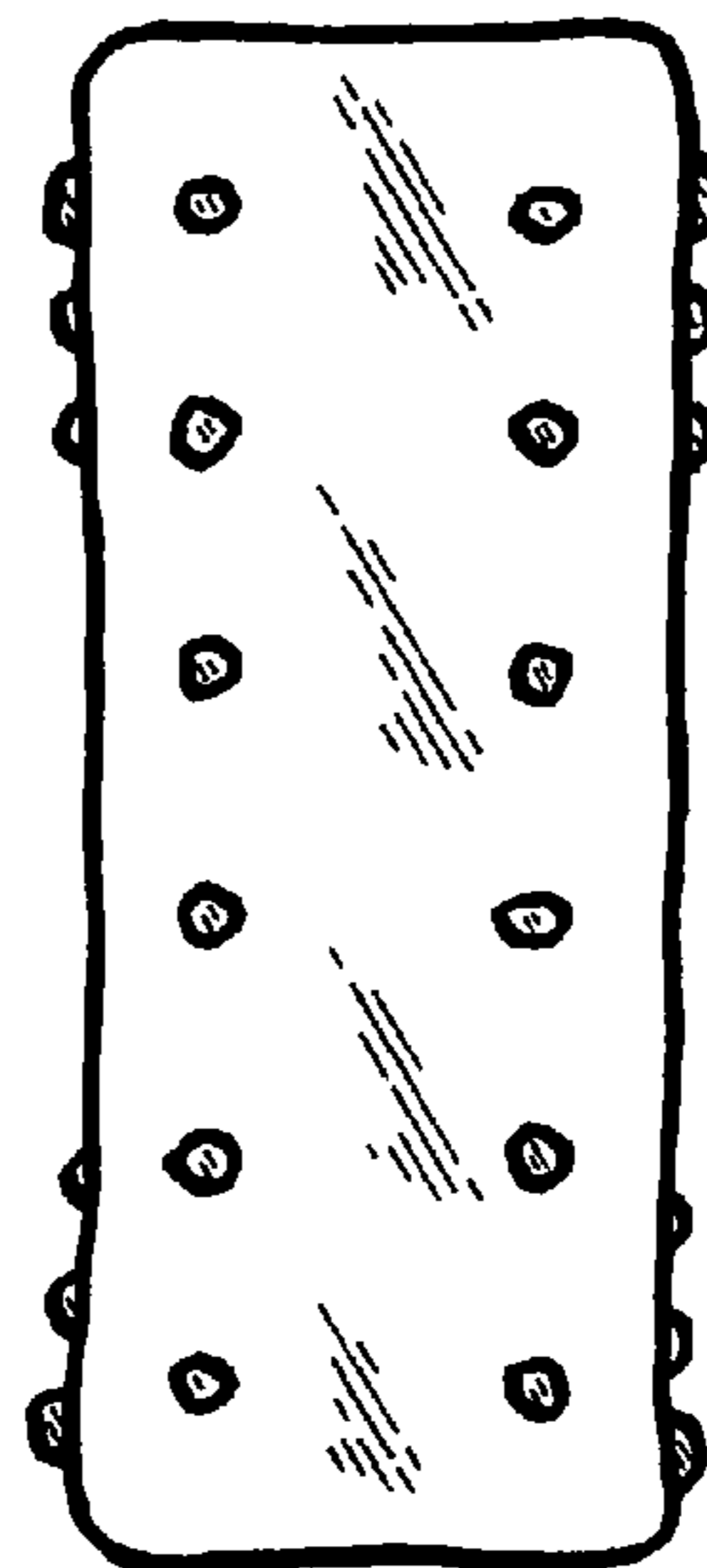






*Fig. 2*

*Fig. 3*



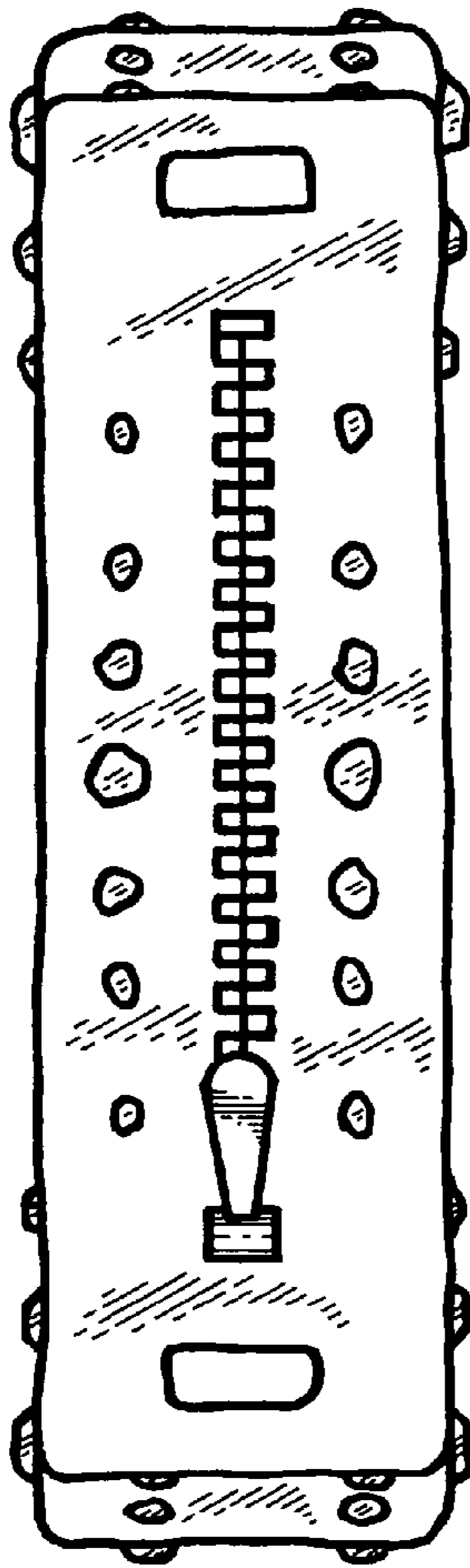


Fig. 4

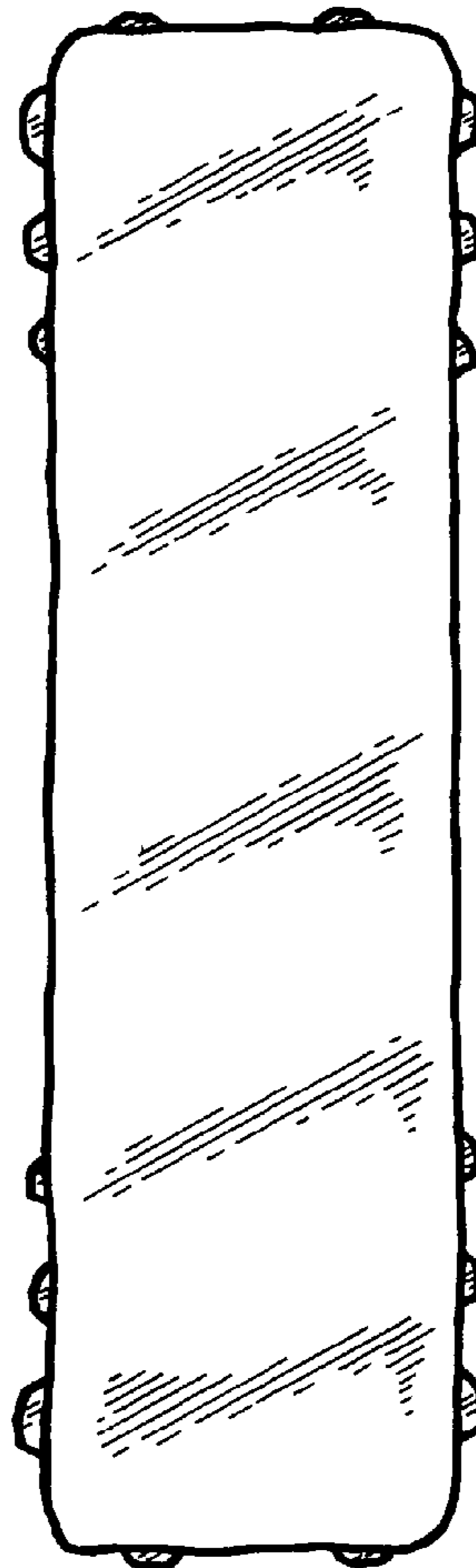


Fig. 5