



US00D676650S

(12) **United States Design Patent**  
**Farris**

(10) **Patent No.:** **US D676,650 S**

(45) **Date of Patent:** **\*\* Feb. 26, 2013**

(54) **KEY FOB**

(76) Inventor: **Christopher Farris**, Wasilla, AK (US)

(\*\*) Term: **14 Years**

(21) Appl. No.: **29/421,168**

(22) Filed: **Jun. 5, 2012**

(51) **LOC (9) Cl.** ..... **03-01**

(52) **U.S. Cl.** ..... **D3/207; D3/208**

(58) **Field of Classification Search** ..... D11/1-2,  
D11/14, 26-29, 89-92, 44, 48, 81, 99; D3/207-212;  
D8/16, 38, 347, 348; 70/456 B, 457, 458;  
206/37.1; D21/576, 593, 594, 606, 609,  
D21/610, 611, 659, 660

See application file for complete search history.

(56) **References Cited**

**U.S. PATENT DOCUMENTS**

D369,020	S	*	4/1996	MacDonald	.....	D3/207
D374,976	S	*	10/1996	MacDonald	.....	D3/207
D383,895	S	*	9/1997	Christie	.....	D3/208
5,973,611	A		10/1999	Kulha et al.		
6,034,617	A		3/2000	Luebke et al.		
6,359,348	B1		3/2002	King		
D560,066	S	*	1/2008	Yuengling et al.	.....	D3/208

D560,352	S	*	1/2008	Cadiz et al.	.....	D3/208
D575,054	S	*	8/2008	Walcott	.....	D3/208
7,613,551	B2		11/2009	Watanabe et al.		
D635,352	S	*	4/2011	Himley et al.	.....	D3/208
D661,084	S	*	6/2012	Rubin et al.	.....	D3/210

\* cited by examiner

*Primary Examiner* — Ralf Seifert

(74) *Attorney, Agent, or Firm* — Paul R. Martin

(57) **CLAIM**

The ornamental design for a key fob, as shown and described.

**DESCRIPTION**

FIG. 1 is a perspective view of the key fob of my new design. FIG. 2 is a top plan view thereof.

FIG. 3 is an edge view from the top of FIG. 2.

FIG. 4 is an edge view from the right side of FIG. 2.

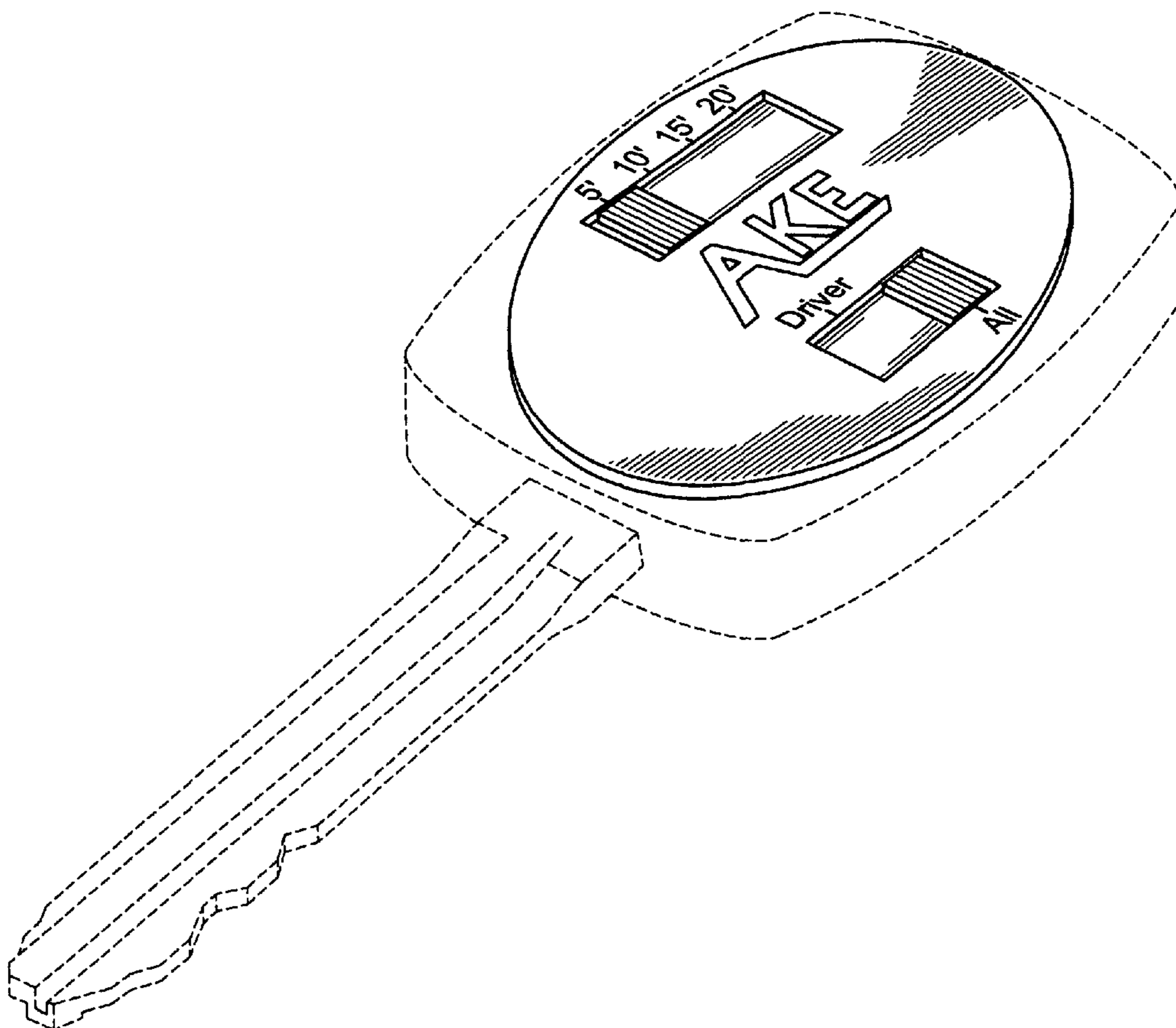
FIG. 5 is a bottom plan view of the key fob shown in FIG. 2.

FIG. 6 is a left edge view from the key fob shown in FIG. 5; and,

FIG. 7 is a bottom edge view from the key fob shown in FIG. 5.

The broken lines depicting a key, as shown in FIG. 1 are environmental, and form no part of my new design.

**1 Claim, 3 Drawing Sheets**



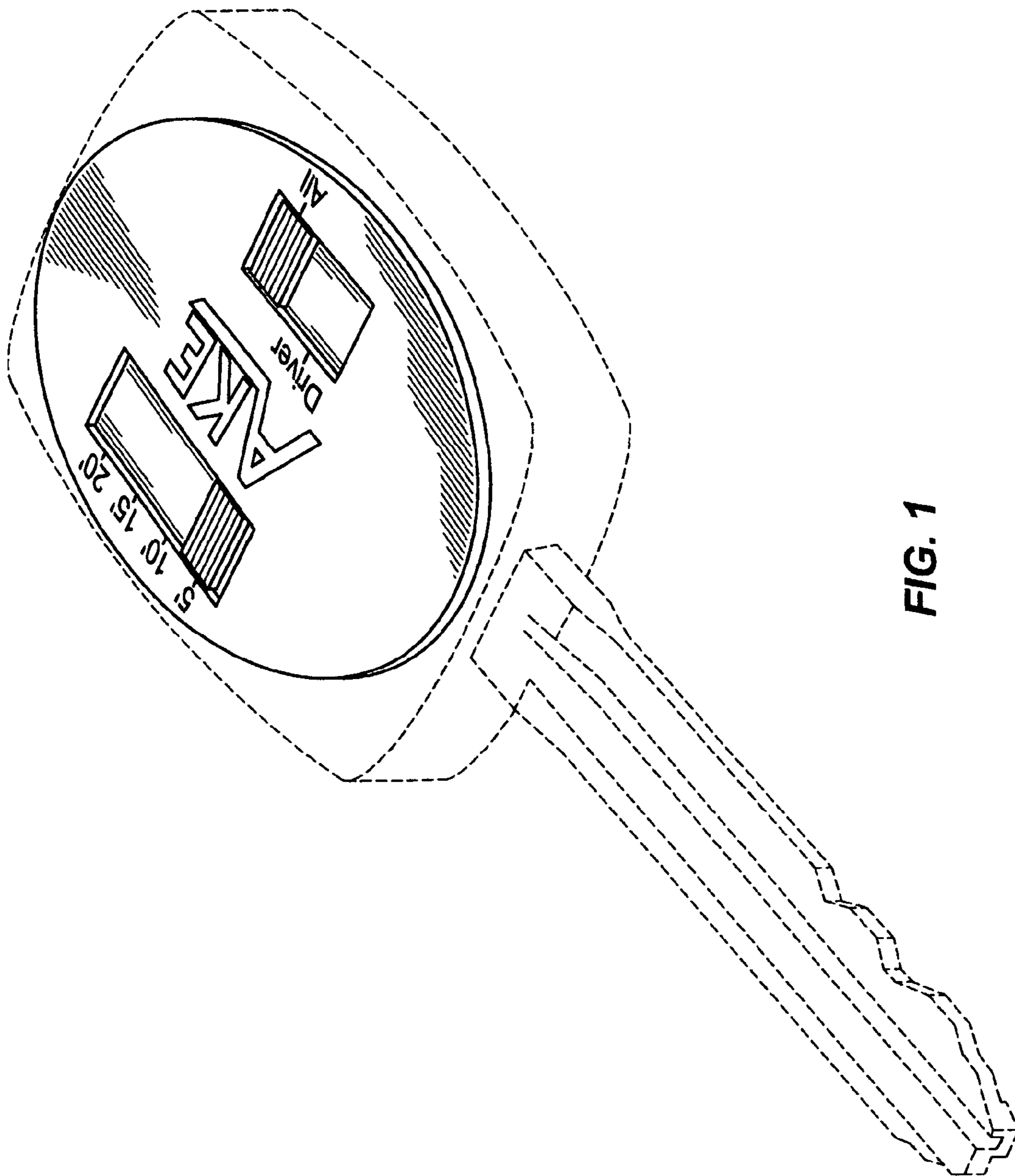


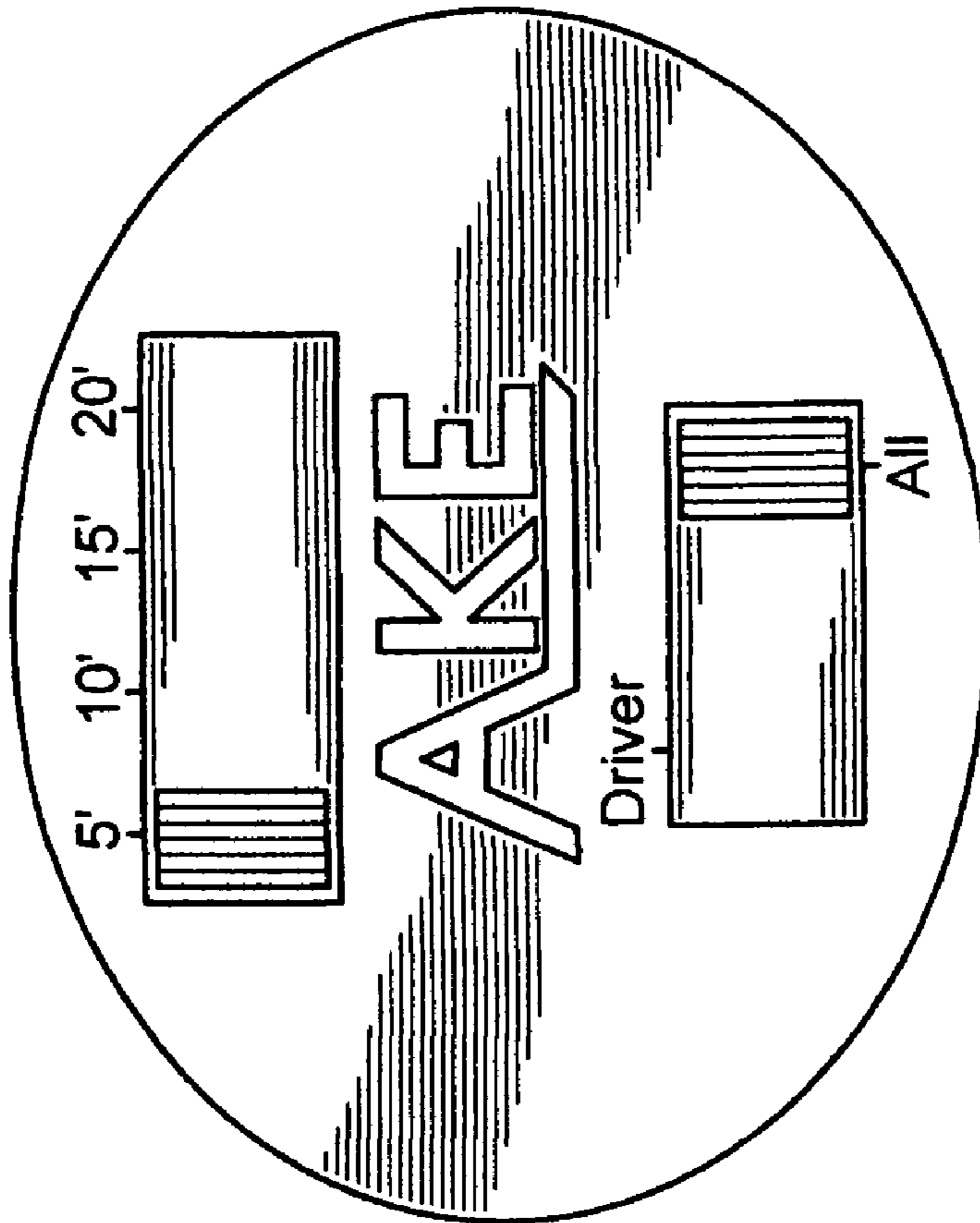
FIG. 1



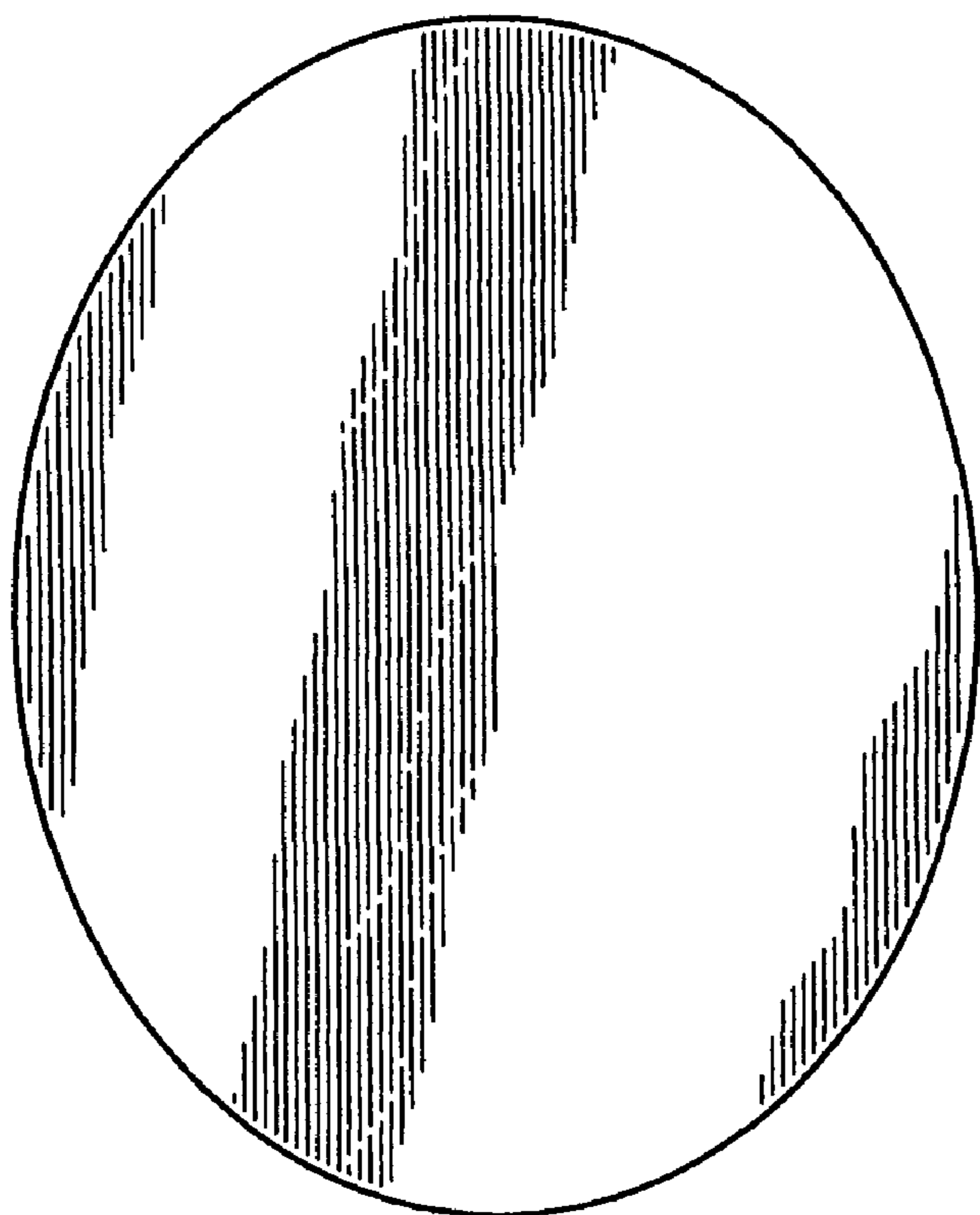
**FIG. 3**



**FIG. 4**



**FIG. 2**



**FIG. 5**



**FIG. 6**



**FIG. 7**