

US00D676636S

(12) **United States Design Patent**
Truelsen

(10) **Patent No.:** **US D676,636 S**

(45) **Date of Patent:** **** Feb. 26, 2013**

(54) **SOLE**

(75) Inventor: **Ejnar Truelsen**, Tønder (DK)

(73) Assignee: **ECCO Sko A/S**, Bredebro (DK)

(**) Term: **14 Years**

(21) Appl. No.: **29/382,535**

(22) Filed: **Jan. 5, 2011**

(30) **Foreign Application Priority Data**

Jul. 7, 2010 (EM) 001729096-0005

(51) **LOC (9) Cl.** **02-04**

(52) **U.S. Cl.** **D2/947**

(58) **Field of Classification Search** D2/902,
D2/906, 908, 916, 918, 925, 946-962, 977;
36/3 B, 22 R, 24.5, 25 R, 28, 32 R, 34 R,
36/59 C, 67 A, 103

See application file for complete search history.

(56) **References Cited**

U.S. PATENT DOCUMENTS

D387,890	S	*	12/1997	Faulconer et al.	D2/953
5,926,974	A	*	7/1999	Friton	36/28
D428,242	S	*	7/2000	Truelsen	D2/960
6,119,373	A	*	9/2000	Gebhard et al.	36/114
6,226,896	B1	*	5/2001	Friton	36/28
6,354,020	B1	*	3/2002	Kimball et al.	36/29
D470,998	S	*	3/2003	Adreliunas et al.	D2/953
6,598,320	B2	*	7/2003	Turner et al.	36/28
D507,097	S	*	7/2005	Sonnergren	D2/956
D524,035	S	*	7/2006	Greene et al.	D2/977
D541,519	S	*	5/2007	Belley et al.	D2/972
D570,079	S	*	6/2008	Truelsen	D2/954
D571,087	S	*	6/2008	Dillenbeck et al.	D2/953
D608,990	S	*	2/2010	Truelsen	D2/946
D614,849	S	*	5/2010	Guest	D2/972
D616,637	S	*	6/2010	Taestensen	D2/955
D620,244	S	*	7/2010	Taestensen	D2/959
D633,699	S	*	3/2011	McMillan	D2/946
D636,569	S	*	4/2011	McMillan	D2/946

D639,041	S	*	6/2011	Truelsen	D2/969
D642,360	S	*	8/2011	Hansen	D2/916
D646,471	S	*	10/2011	Mahoney	D2/907
D650,978	S	*	12/2011	Lee	D2/946
D651,787	S	*	1/2012	Mahoney	D2/908
D652,614	S	*	1/2012	Raysse	D2/954
D655,489	S	*	3/2012	Mahoney	D2/946
D655,901	S	*	3/2012	Raysse	D2/954
D655,902	S	*	3/2012	Debiase	D2/957
D662,295	S	*	6/2012	Raysse	D2/954
D662,697	S	*	7/2012	Portzline	D2/947
D662,700	S	*	7/2012	Raysse	D2/954
8,225,531	B2	*	7/2012	Aveni et al.	36/28
2011/0138651	A1	*	6/2011	Nishiwaki et al.	36/28
2011/0138652	A1	*	6/2011	Lucas et al.	36/28

* cited by examiner

Primary Examiner — T. Chase Nelson

(74) *Attorney, Agent, or Firm* — McCormick, Paulding & Huber LLP

(57) **CLAIM**

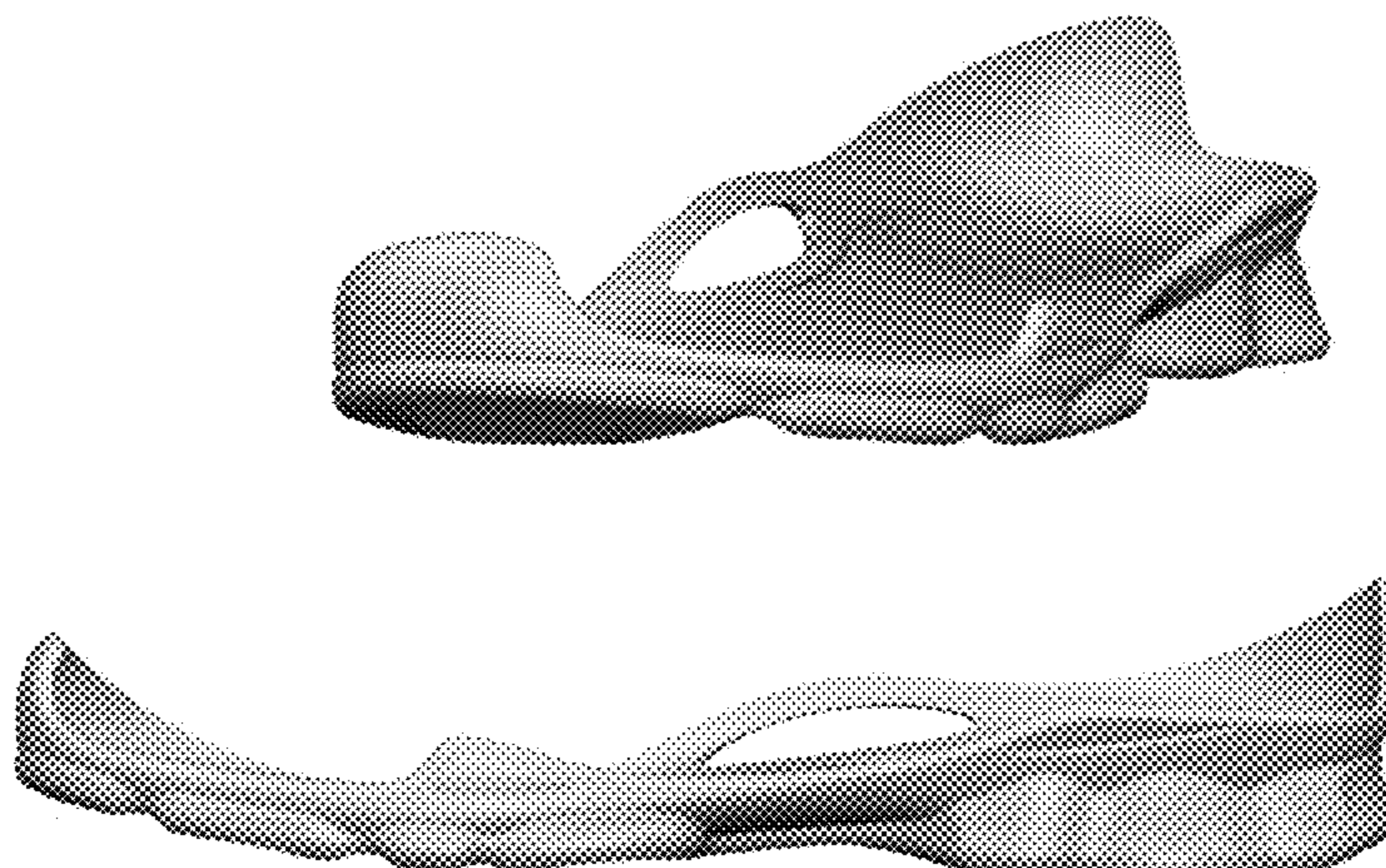
The ornamental design for a sole, substantially as shown and described.

DESCRIPTION

FIG. 1 is a front, top, right-hand side perspective view of a sole comprising a new, original and ornamental design; FIG. 2 is a front view of a sole comprising the new, original and ornamental design; FIG. 3 is a left-hand side view of a sole comprising the new, original and ornamental design; FIG. 4 is a right-hand side view of a sole comprising the new, original and ornamental design; FIG. 5 is a top view of a sole comprising the new, original and ornamental design; and, FIG. 6 is a rear view of a sole comprising the new, original and ornamental design.

There is no claim being made to the bottom features, other than those visible in the views of the drawing disclosure, therefore the bottom view has been omitted.

1 Claim, 3 Drawing Sheets



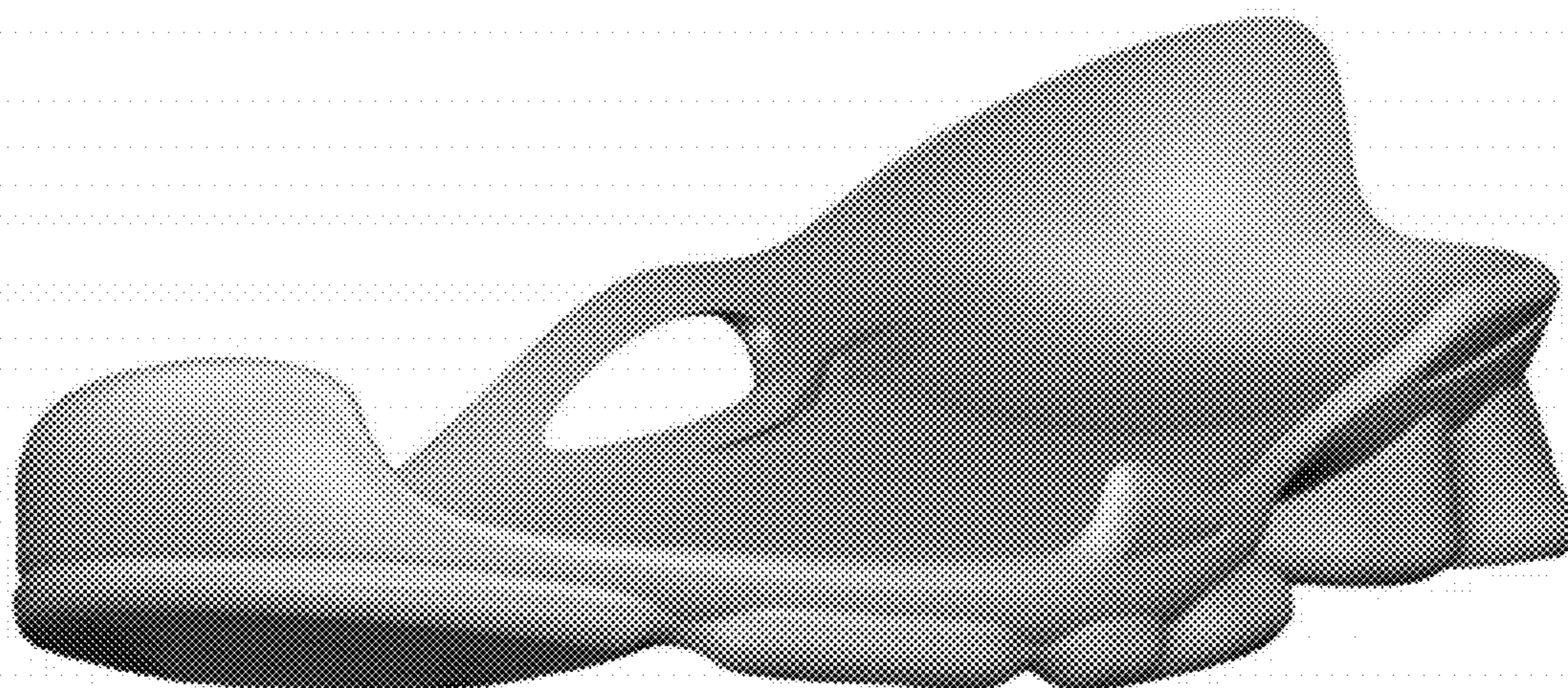


FIG. 1

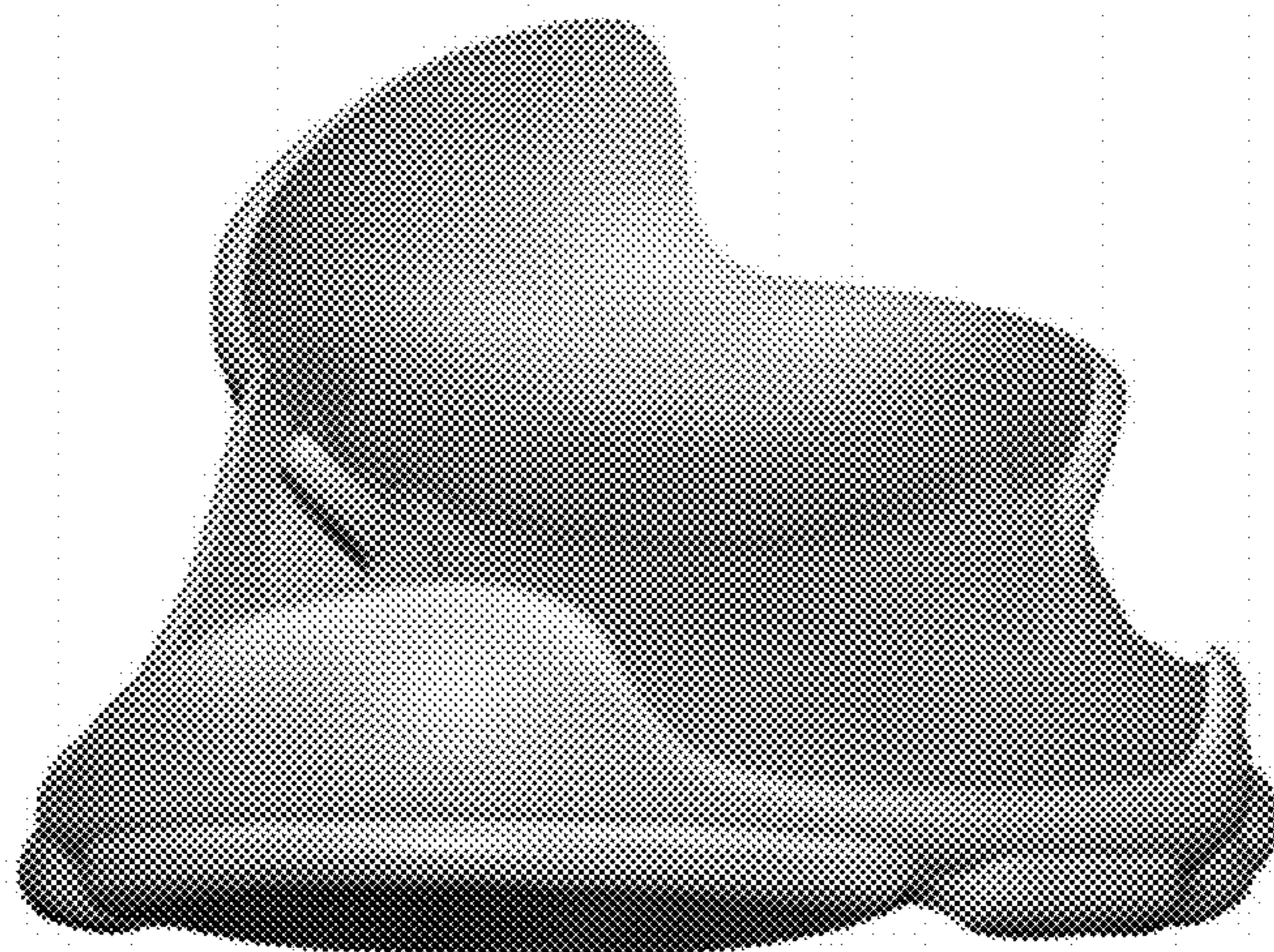


FIG. 2

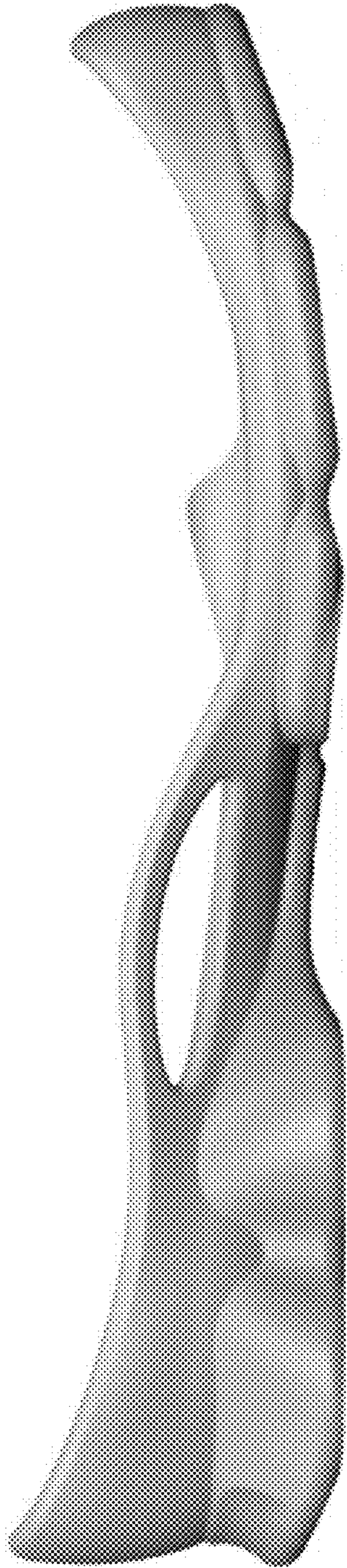


FIG. 3

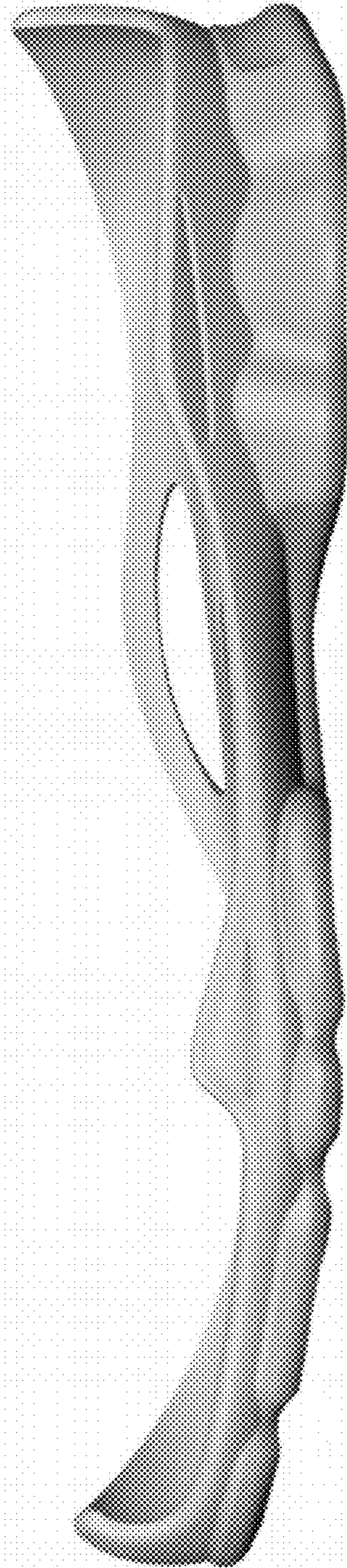


FIG. 4

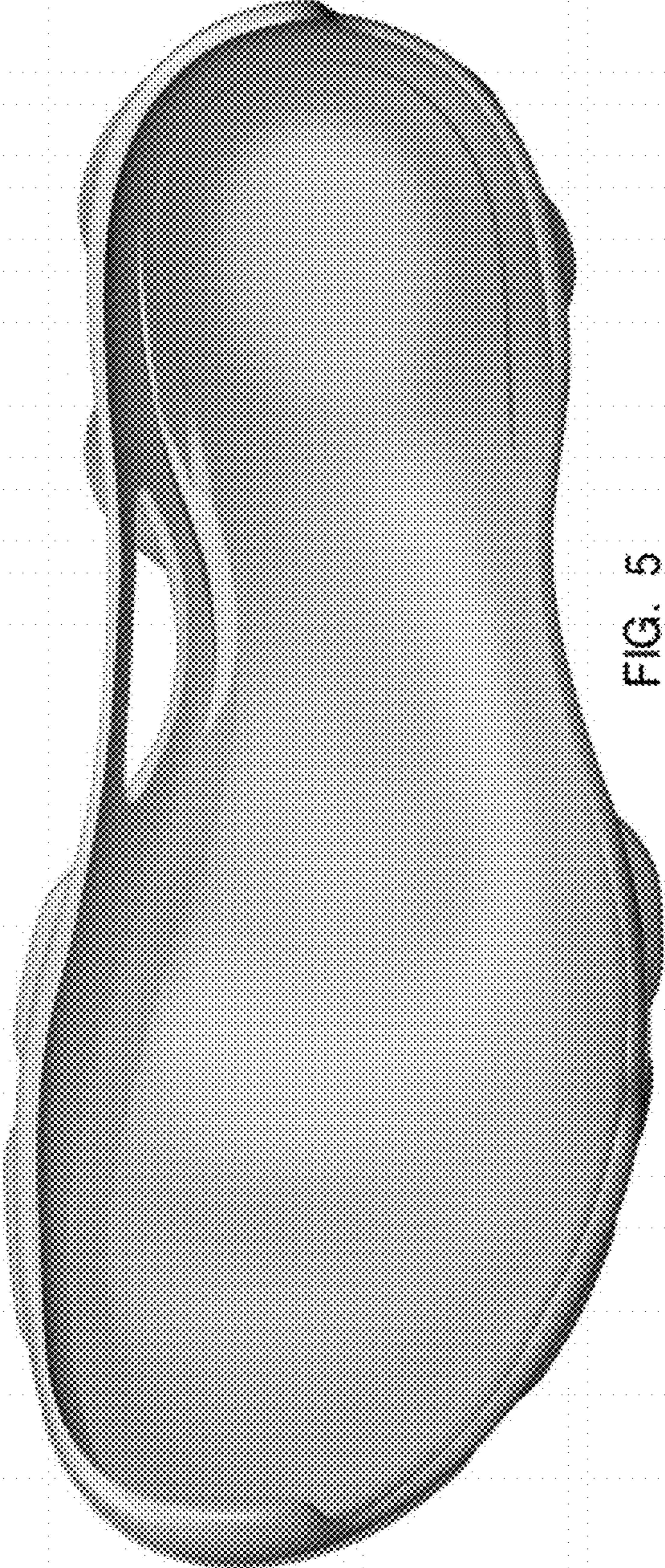


FIG. 5




FIG. 6