



US00D676621S

(12) **United States Design Patent**
Florkiewicz et al.

(10) **Patent No.:** **US D676,621 S**

(45) **Date of Patent:** **** Feb. 19, 2013**

(54) **STAIN REMOVAL PEN**

(76) Inventors: **Roger F. Florkiewicz**, Schererville, IN
(US); **Rick J. Florkiewicz**, Crown Point,
IN (US)

(**) Term: **14 Years**

(21) Appl. No.: **29/370,483**

(22) Filed: **Jul. 23, 2010**

(51) **LOC (9) Cl.** **23-01**

(52) **U.S. Cl.** **D32/35**

(58) **Field of Classification Search** D32/35,
D32/40, 42; D19/41, 45, 46; 15/143.1, 244.1,
15/210.1, 214; 401/202, 196, 139
See application file for complete search history.

(56) **References Cited**

U.S. PATENT DOCUMENTS

5,000,604	A	*	3/1991	Isoda	401/202
D329,253	S	*	9/1992	Sekiguchi	D19/43
D388,119	S	*	12/1997	Kuramoto	D19/51
D454,586	S	*	3/2002	Qiu	D19/43
D461,204	S	*	8/2002	Klefbon	D19/36
D465,310	S	*	11/2002	Suer	D32/35
D476,362	S	*	6/2003	Whitehorn	D19/36
D482,065	S	*	11/2003	Hung	D19/36
D495,362	S	*	8/2004	Qiu	D19/43
D500,081	S	*	12/2004	Hung	D19/43
D550,413	S	*	9/2007	Cheng	D32/35
D550,771	S	*	9/2007	Qiu	D19/46
D559,311	S	*	1/2008	Qiu et al.	D19/43
D567,852	S	*	4/2008	Qiu et al.	D19/43
D597,133	S	*	7/2009	Hung	D19/41

D601,193	S	*	9/2009	Li	D19/43
D612,421	S	*	3/2010	Suero et al.	D19/41
D616,496	S	*	5/2010	Liu	D19/43
D624,963	S	*	10/2010	Liu	D19/43
D628,631	S	*	12/2010	Liu	D19/41
2004/0146335	A1	*	7/2004	Kaempf	401/202
2008/0003051	A1	*	1/2008	Chang	401/202

* cited by examiner

Primary Examiner — Eric Goodman

(74) *Attorney, Agent, or Firm* — Paul Barenie, Esq.

(57) **CLAIM**

The ornamental design for a stain removal pen, as shown and described.

DESCRIPTION

FIG. 1 is an exploded perspective view of a stain removal pen with cap;

FIG. 2 is an exploded front elevation view thereof, where the opposite side is a mirror image;

FIG. 3 is a top plan view of the stain removal pen with the cap disposed above the applicator end;

FIG. 4 is a bottom plan view thereof;

FIG. 5 is an exploded right side elevation view thereof, where the opposite side is a mirror image;

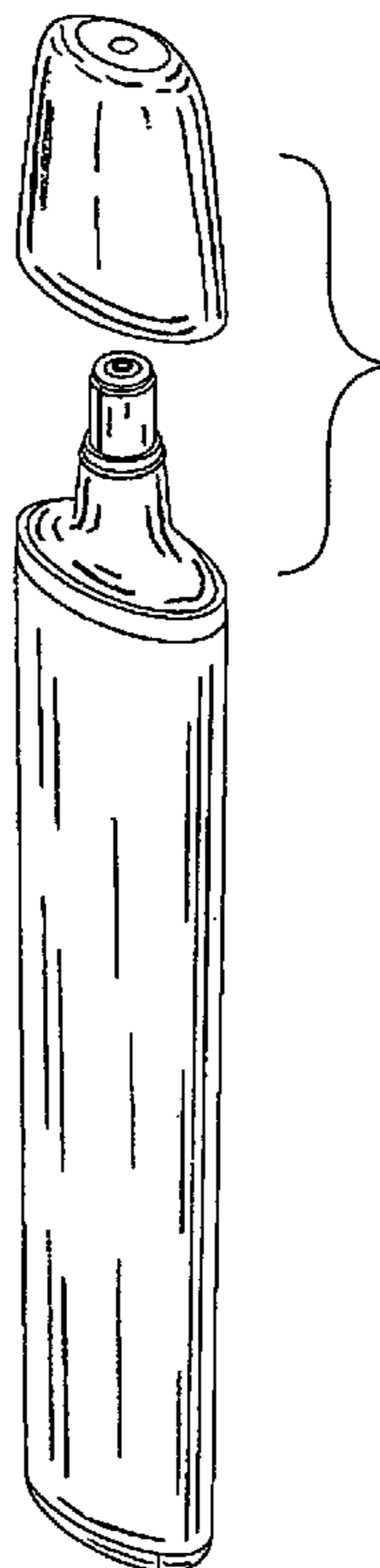
FIG. 6 is an exploded perspective view thereof, with the cap rotated to allow viewing of inner cap detail;

FIG. 7 is a perspective view of the stain removal pen with cap;

FIG. 8 is a perspective view of the stain removal pen where the cap is disposed on the end opposite the applicator; and,

FIG. 9 is a top plan view thereof where the cap is disposed on the end opposite the applicator.

1 Claim, 2 Drawing Sheets



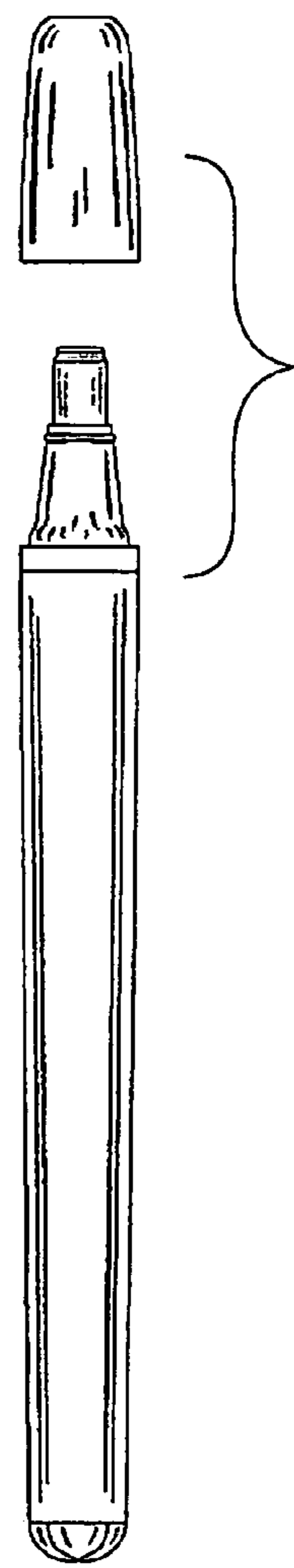
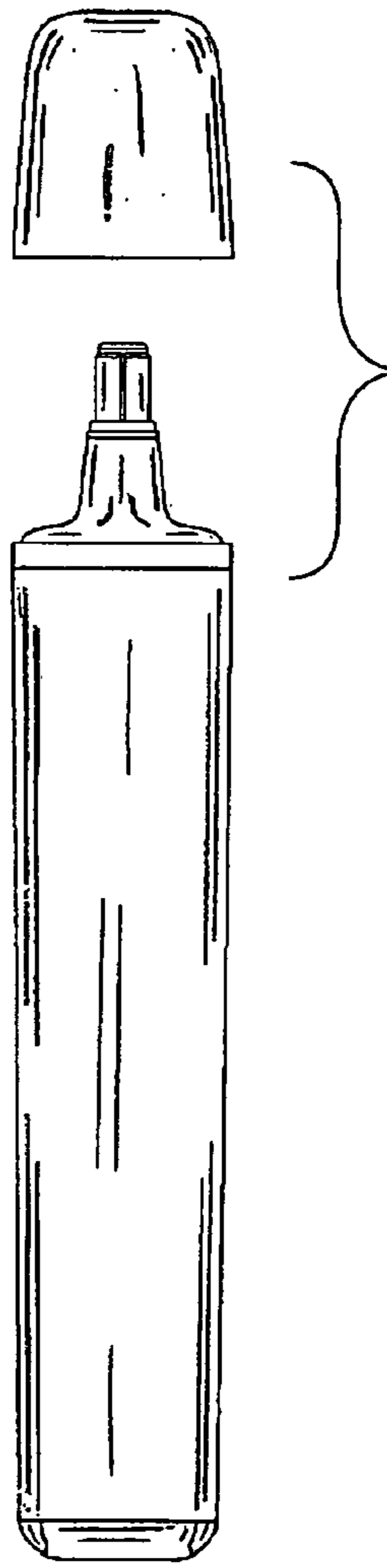
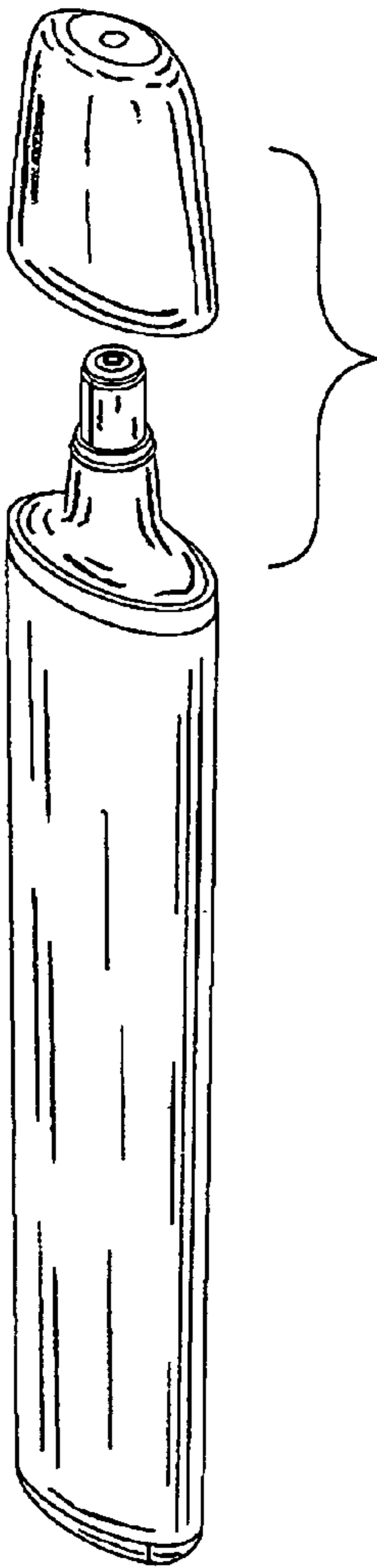




Figure 9

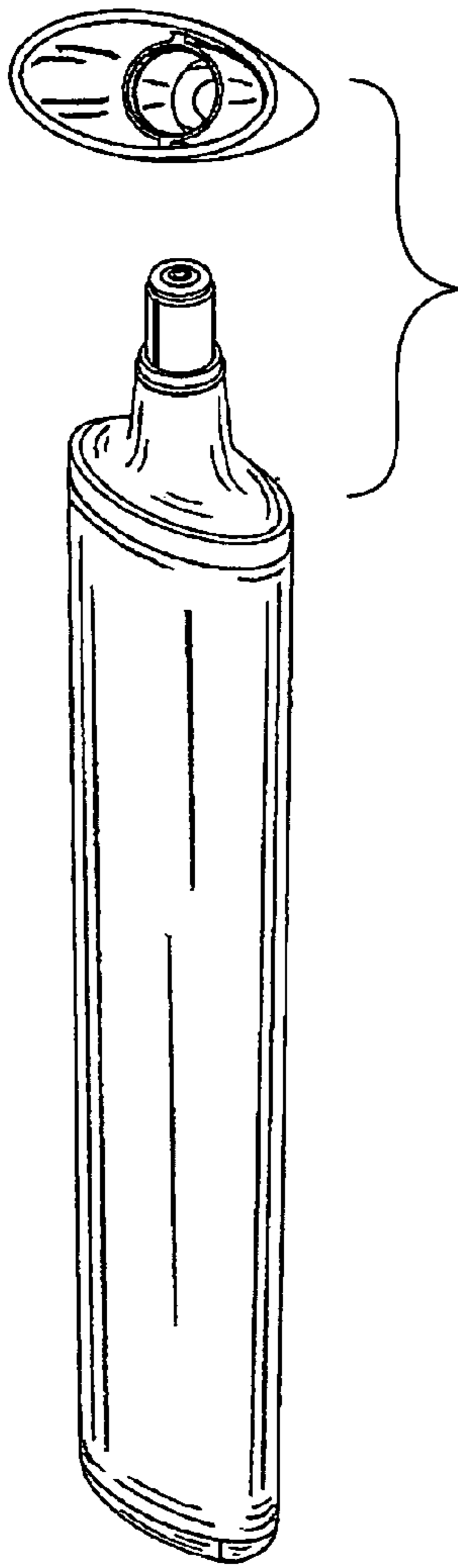


Figure 6




Figure 7



Figure 8