



US00D676616S

(12) **United States Design Patent**
Bates

(10) **Patent No.:** **US D676,616 S**

(45) **Date of Patent:** **** Feb. 19, 2013**

(54) **INSERT FOR A PANEL OF AN EQUESTRIAN SADDLE**

(75) Inventor: **Kenneth John Bates**, Cottesloe (AU)

(73) Assignee: **Hammersmith Nominees Pty Ltd**, Northbridge (AU)

(**) Term: **14 Years**

(21) Appl. No.: **29/404,449**

(22) Filed: **Oct. 20, 2011**

(30) **Foreign Application Priority Data**

May 11, 2011 (AU) 12098/2011

(51) **LOC (9) Cl.** **03-04**

(52) **U.S. Cl.** **D30/134**

(58) **Field of Classification Search** D30/134,
D30/135; 54/44.1, 44.3, 44.4, 44.5, 44.7,
54/65, 66, 79.1-79.4, 44.6; 119/28.5; D6/601,
D6/604; 5/652-654, 655.5-655.9, 656, 657,
5/657.5

See application file for complete search history.

(56) **References Cited**

U.S. PATENT DOCUMENTS

258,748 A * 5/1882 Hake 54/41.1
539,207 A * 5/1895 Wall 54/44.6

D314,116 S * 1/1991 Reed D6/601
D372,345 S * 7/1996 Bemenderfer D30/135
6,263,647 B1 * 7/2001 Walkley 54/44.1
6,474,052 B2 * 11/2002 Kempself et al. 54/44.6
6,658,827 B2 * 12/2003 Brownlie 54/66
7,155,887 B2 * 1/2007 Bates 54/79.3
D542,983 S * 5/2007 Italiano et al. D30/134
D663,988 S * 7/2012 Bannister D6/601

* cited by examiner

Primary Examiner — Susan M Lee

Assistant Examiner — Linda G. Brooks

(74) *Attorney, Agent, or Firm* — Seed IP Law Group PLLC

(57) **CLAIM**

The ornamental design for an insert for a panel of an equestrian saddle, as shown and described.

DESCRIPTION

FIG. 1 is a front perspective view of an insert for a panel of an equestrian saddle showing my new design.

FIG. 2 is a rear perspective view thereof.

FIG. 3 is a top plan view thereof, the bottom plan view being a mirror image thereof.

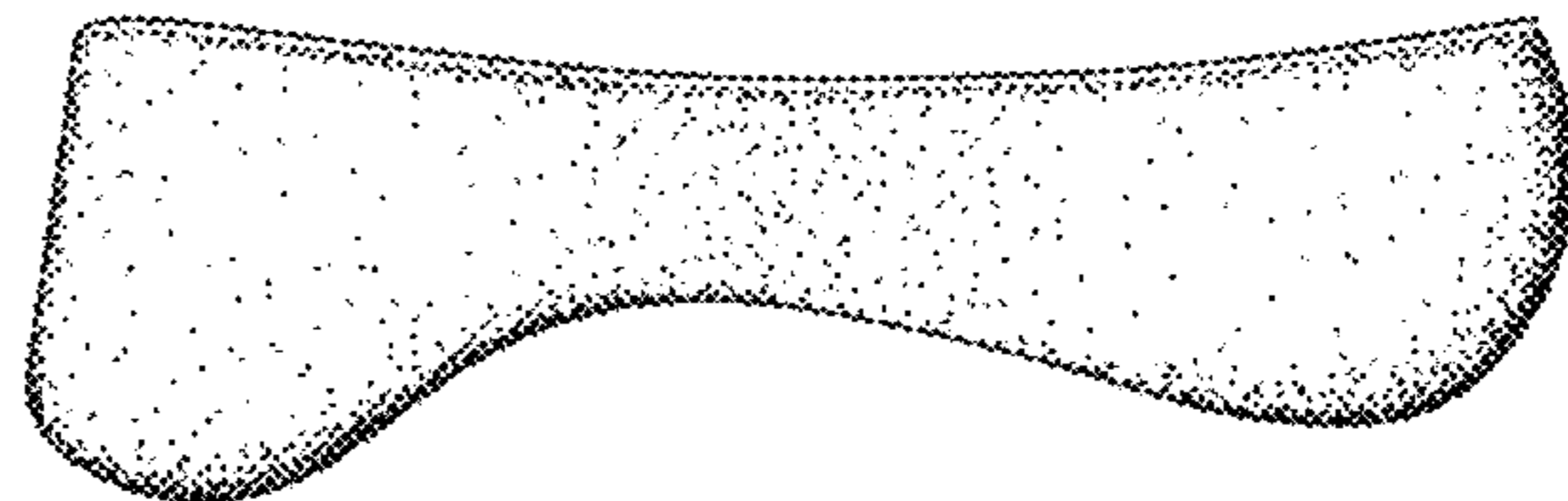
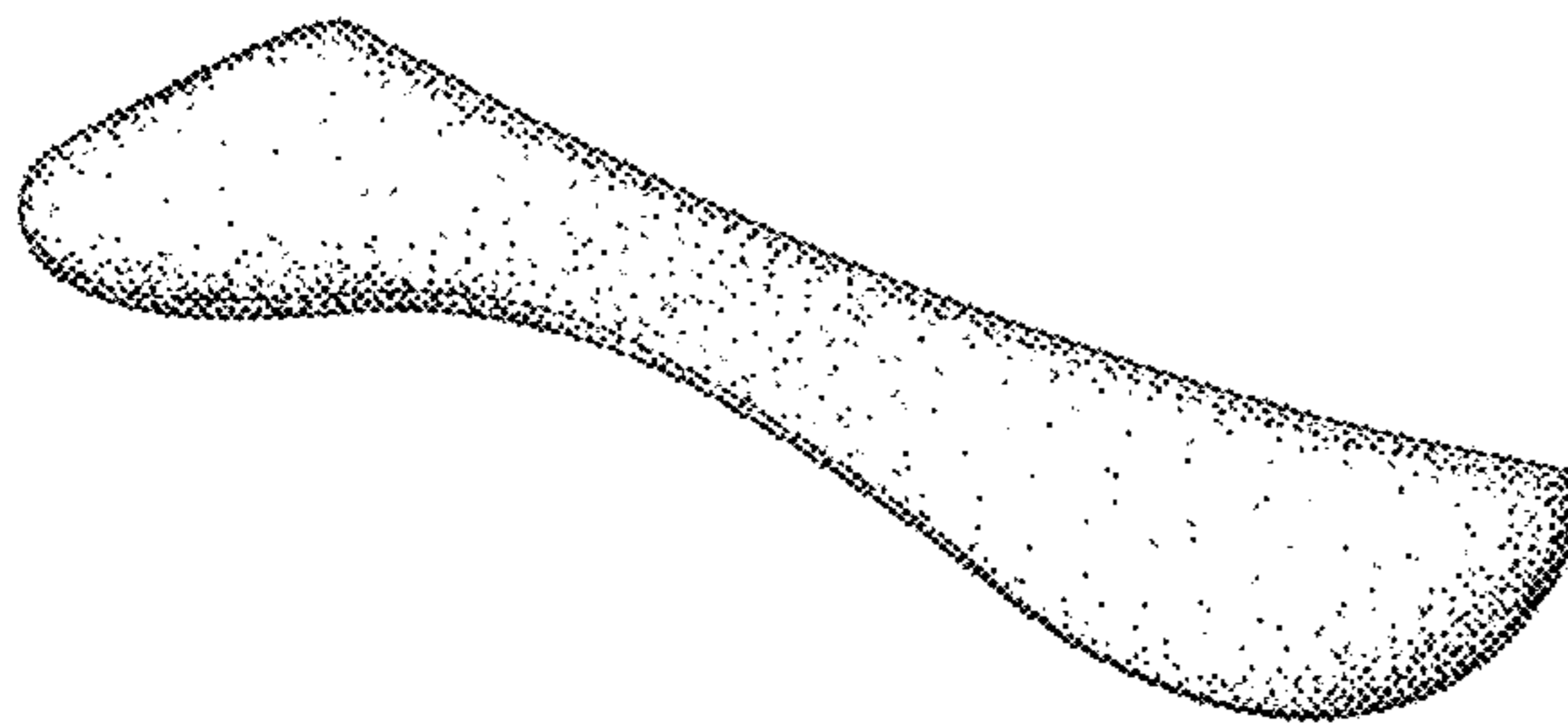
FIG. 4 is a rear elevational view thereof.

FIG. 5 is a front elevational view thereof.

FIG. 6 is a left side elevational view thereof; and,

FIG. 7 is a right side elevational view thereof.

1 Claim, 2 Drawing Sheets



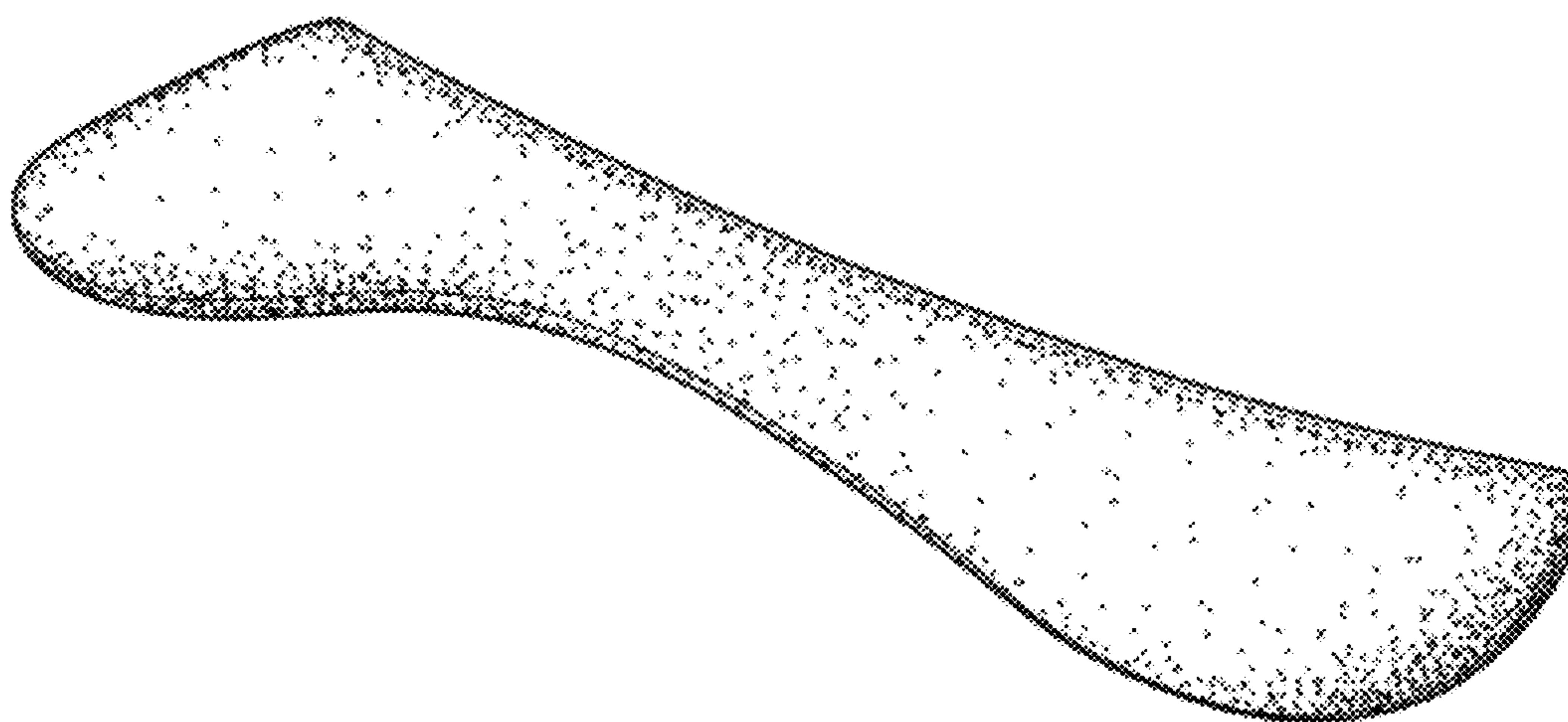


FIG. 1

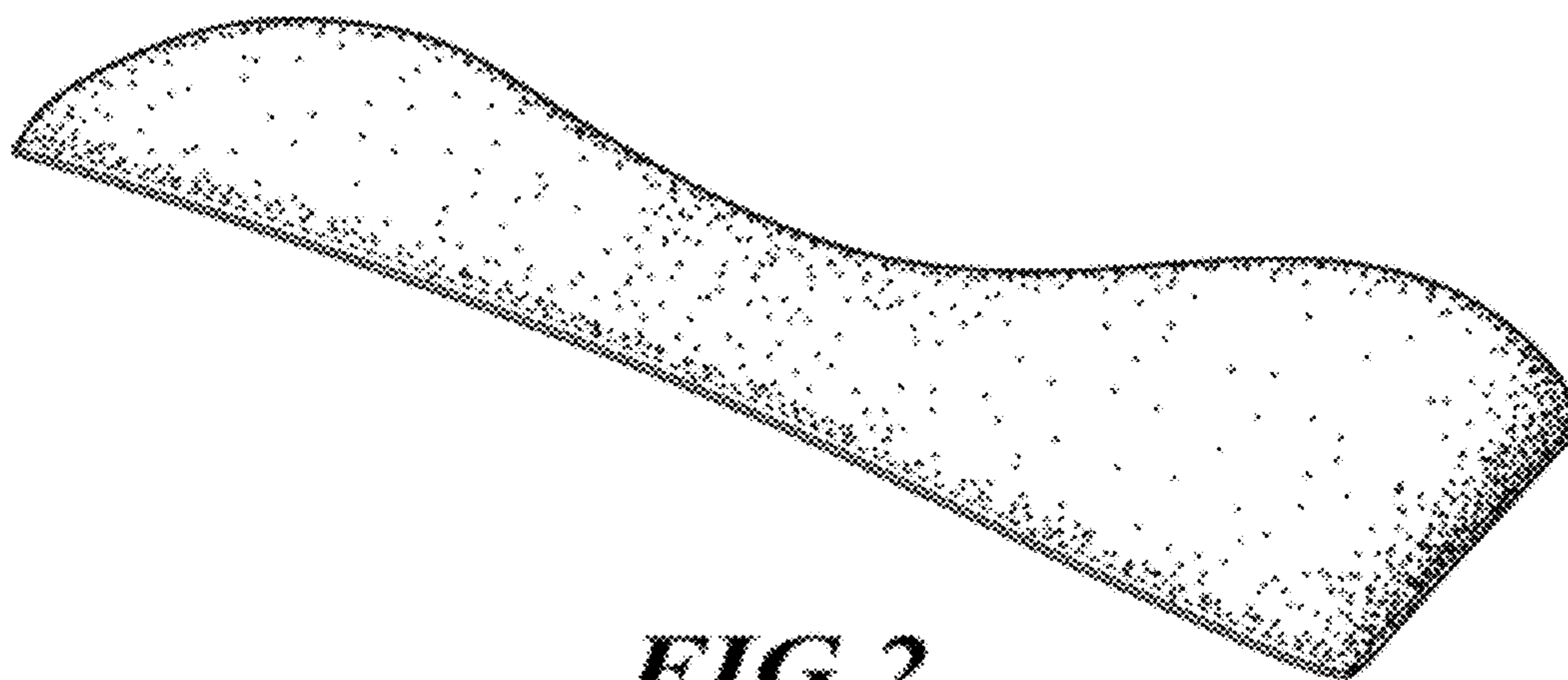


FIG. 2

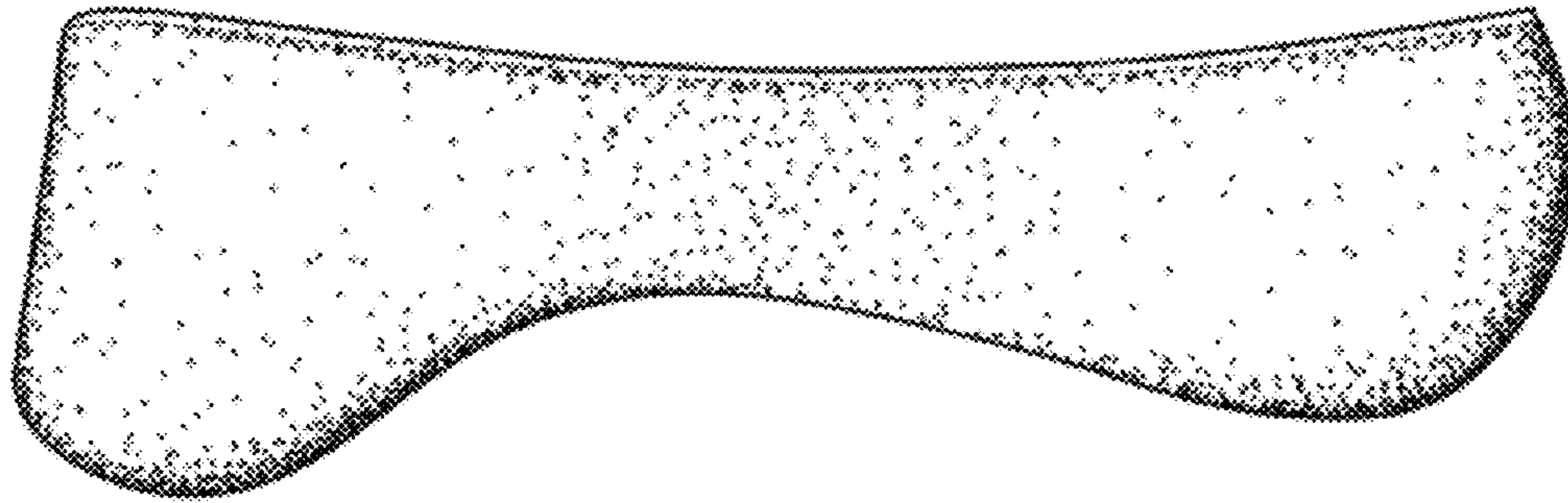


FIG. 3




FIG. 4



FIG. 5



FIG. 6



FIG. 7