



US00D676605S

(12) **United States Design Patent**
Marden

(10) **Patent No.:** **US D676,605 S**

(45) **Date of Patent:** **** Feb. 19, 2013**

(54) **EXFOLIATION STONE**

(75) Inventor: **Joseph Marden**, Bayside, NY (US)

(73) Assignee: **Royal Products USA, LLC**, Plainview, NY (US)

(**) Term: **14 Years**

(21) Appl. No.: **29/403,171**

(22) Filed: **Oct. 2, 2011**

(51) **LOC (9) Cl.** **28-03**

(52) **U.S. Cl.** **D28/59; D28/8.1**

(58) **Field of Classification Search** D28/8.1-8.2,
D28/56, 59, 57, 147; 132/76.4, 76.5, 73,
132/73.6, 75.6; 606/131
See application file for complete search history.

D560,854	S	*	1/2008	Anderson et al.	D28/59
D569,036	S	*	5/2008	Gutfleisch et al.	D28/8.1
D577,153	S	*	9/2008	Falk	D28/59
D614,356	S	*	4/2010	Khubani	D28/59
D645,045	S	*	9/2011	Cacioppo et al.	D14/388
2005/0172978	A1	*	8/2005	Tien	132/73
2006/0196520	A1	*	9/2006	Anderson et al.	132/76.4
2008/0045974	A1	*	2/2008	Dixon	606/131
2009/0159092	A1	*	6/2009	Munoz et al.	132/76.4
2010/0037906	A1	*	2/2010	Ionis et al.	132/76.5
2011/0132385	A1	*	6/2011	Jones et al.	132/76.4

* cited by examiner

Primary Examiner — Jennifer Rivard

(74) *Attorney, Agent, or Firm* — Marsh IP Law

(57) **CLAIM**

The ornamental design for an exfoliation stone, as shown and described.

(56) **References Cited**

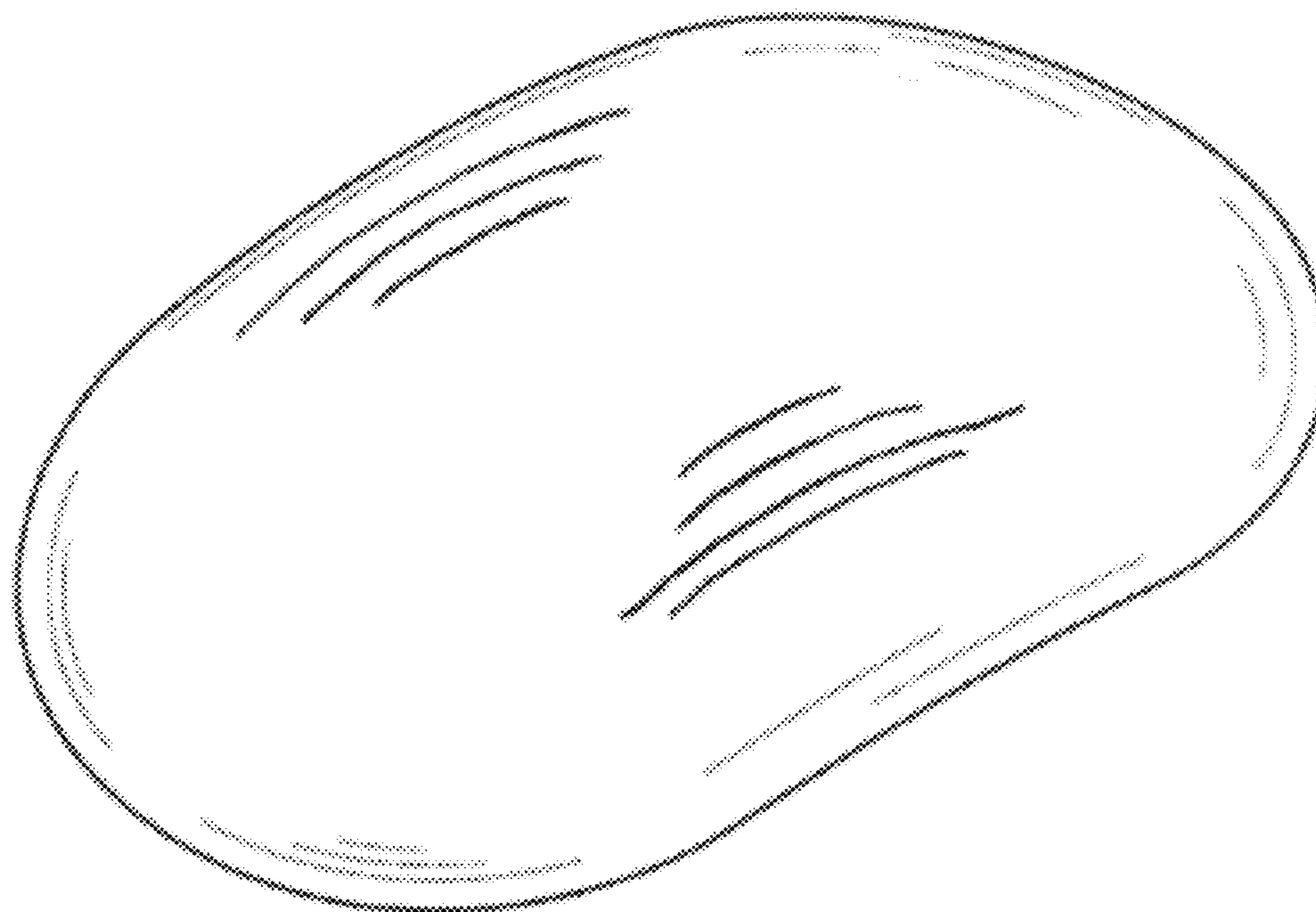
U.S. PATENT DOCUMENTS

1,424,876	A	*	8/1922	Burk et al.	132/73.6
1,575,533	A	*	3/1926	Brierley	132/76.4
D269,127	S	*	5/1983	Christianson	D28/8.1
D282,591	S	*	2/1986	Usem et al.	D28/59
D330,093	S	*	10/1992	Best et al.	D28/8.1
D348,539	S	*	7/1994	Crawford	D28/8.1
D348,541	S	*	7/1994	Crawford	D28/8.1
D351,923	S	*	10/1994	Crawford	D28/8.1
D356,474	S	*	3/1995	Chow	D28/8.1
D363,144	S	*	10/1995	Dziersk et al.	D28/8.1
D369,410	S	*	4/1996	Holt	D24/147
D448,119	S	*	9/2001	Neues	D28/57
D451,241	S	*	11/2001	Ragusa	D28/8.1
D486,268	S	*	2/2004	Chien	D28/59
D524,441	S	*	7/2006	Anderson et al.	D24/147

DESCRIPTION

FIG. 1 is a perspective view showing a new design for an exfoliation stone;
FIG. 2 is a left side view of the exfoliation stone shown in FIG. 1;
FIG. 3 is a right side view thereof;
FIG. 4 is a rear elevational view thereof;
FIG. 5 is a front elevational view thereof;
FIG. 6 is a top plan view thereof;
FIG. 7 is a bottom plan view thereof; and,
FIG. 8 is a cross-sectional view thereof, taken along line 1-1 in FIG. 2.

1 Claim, 5 Drawing Sheets



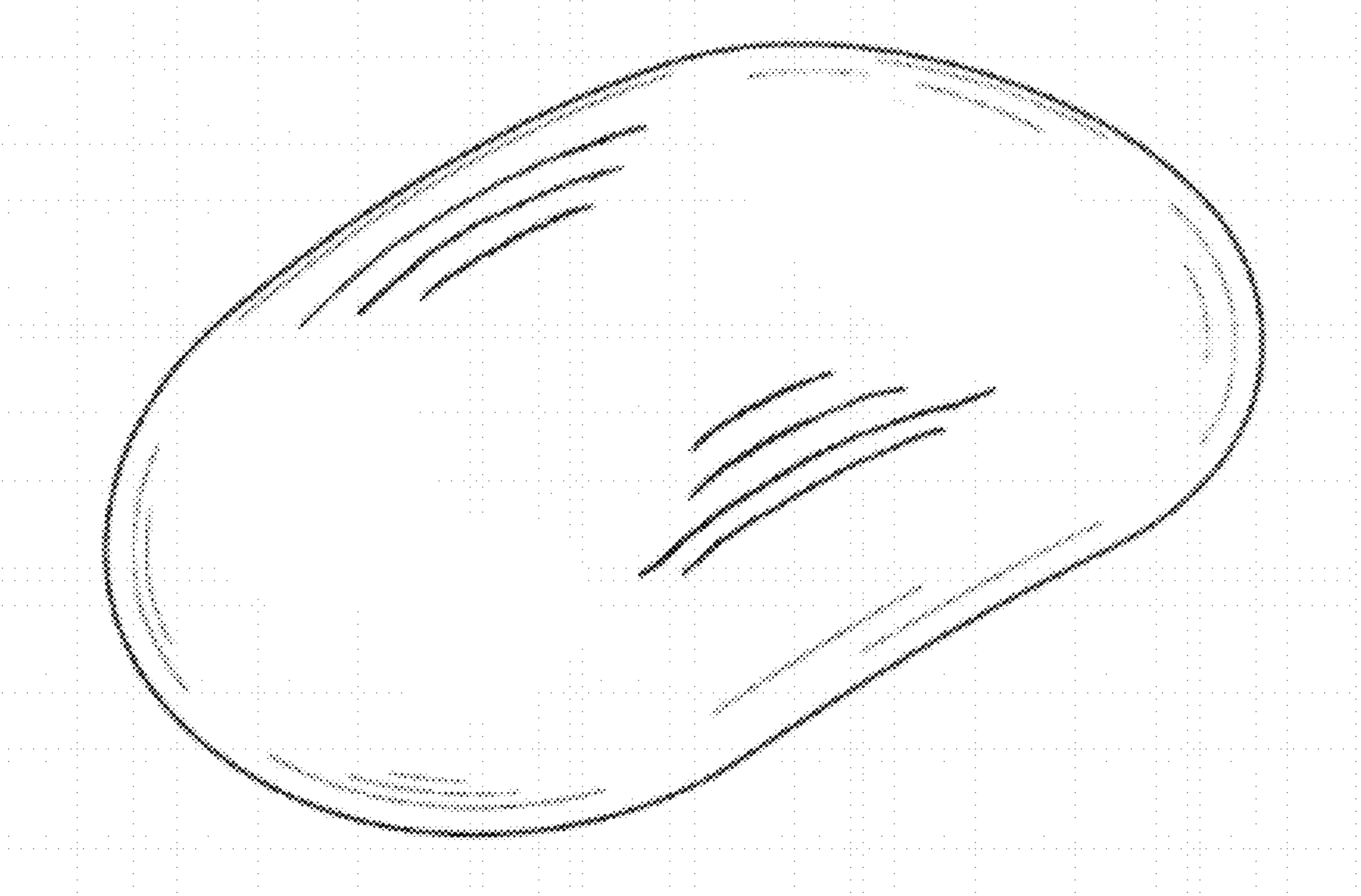


FIG. 1

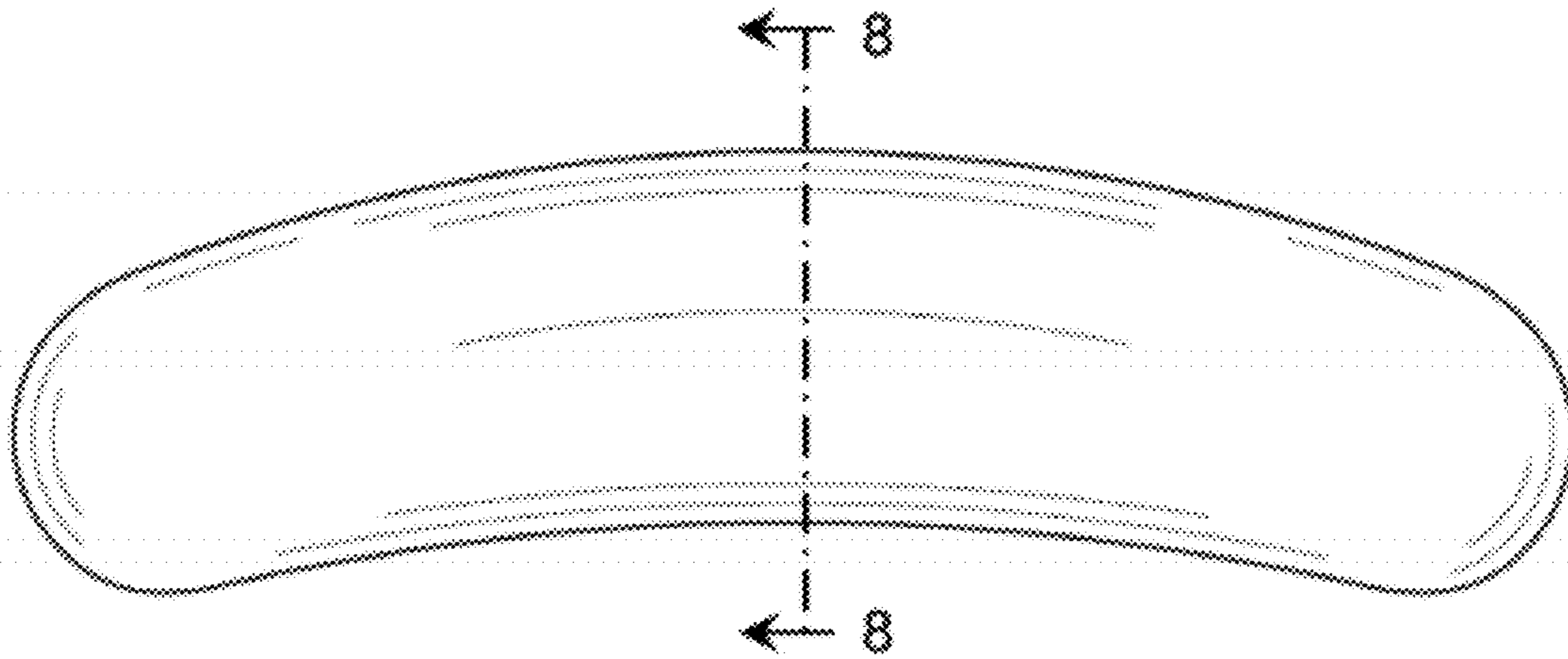


FIG. 2

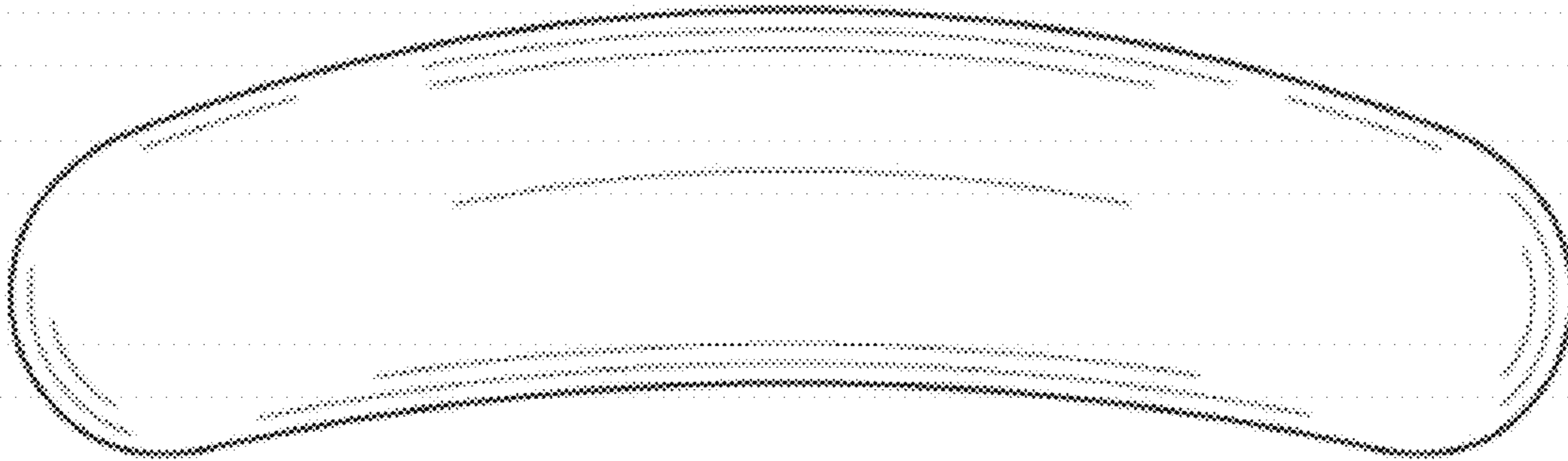


FIG. 3




FIG. 4




FIG. 5




FIG. 6




FIG. 7

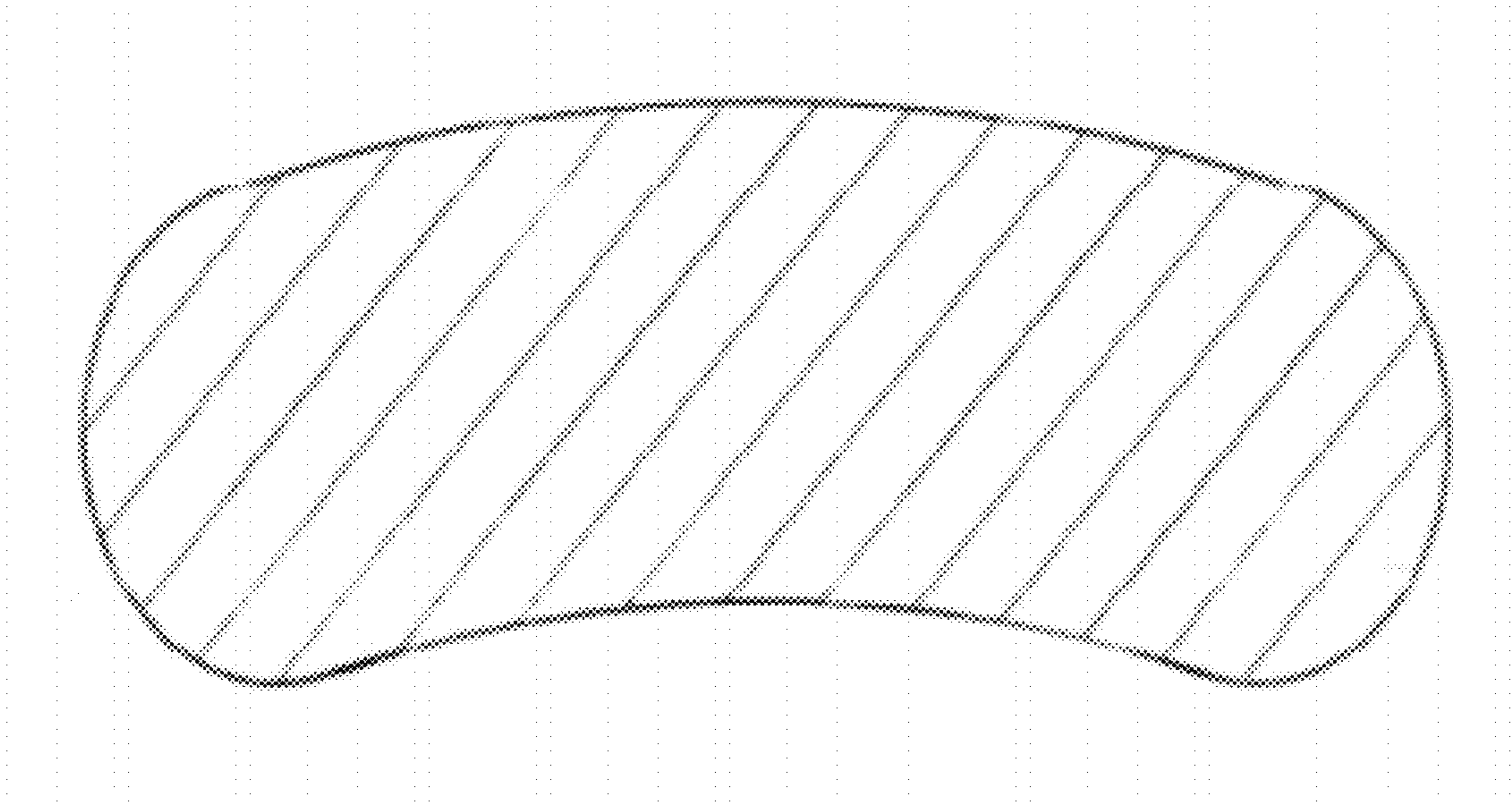


FIG. 8