



US00D676594S

(12) **United States Design Patent**  
**McGowen**

(10) **Patent No.:** **US D676,594 S**

(45) **Date of Patent:** **\*\* Feb. 19, 2013**

(54) **INDUCTIVELY RECHARGEABLE BATTERY  
POWERED LAMP**

D536,477 S \* 2/2007 Yuan ..... D26/110  
7,824,061 B1 11/2010 Riedfort et al.  
2007/0058365 A1 3/2007 Anderson et al.  
2009/0303702 A1 12/2009 Ellis et al.

(76) Inventor: **Lynn C. McGowen**, O'Fallon, MO (US)

\* cited by examiner

(\*\*) Term: **14 Years**

*Primary Examiner* — Brian N Vinson

(21) Appl. No.: **29/401,163**

(74) *Attorney, Agent, or Firm* — Dale J. Ream

(22) Filed: **Sep. 8, 2011**

(51) **LOC (9) Cl.** ..... **26-03**

(52) **U.S. Cl.** ..... **D26/93**

(58) **Field of Classification Search** ..... D26/24,  
D26/61-67, 93, 102, 104-105, 108-109;  
362/509, 516, 523, 186, 217, 255, 257, 277,  
362/317, 319, 351, 354, 355, 357, 358, 362,  
362/382, 410, 413, 417, 806

See application file for complete search history.

(57) **CLAIM**

The ornamental design for an inductively rechargeable battery powered lamp, as shown and described.

**DESCRIPTION**


FIG. 1 is a perspective view of an inductively rechargeable battery powered lamp showing my new design; FIG. 2 is a front view thereof; FIG. 3 is a back view thereof; FIG. 4 is a left side view thereof; FIG. 5 is a right side view thereof; FIG. 6 is a top view thereof; FIG. 7 is a bottom view thereof; and, FIG. 8 is a perspective view of an inductively rechargeable battery powered lamp shown in an expanded configuration.

(56) **References Cited**

**U.S. PATENT DOCUMENTS**

D149,592 S \* 5/1948 Schwartz ..... D26/112  
D169,020 S \* 3/1953 Wentzell ..... D26/94  
5,426,347 A 6/1995 Nilssen  
5,734,229 A 3/1998 Bavaro et al.  
D450,881 S \* 11/2001 Burke ..... D26/112  
D453,234 S \* 1/2002 Hsu ..... D26/112  
D453,851 S \* 2/2002 Hsu ..... D26/112

**1 Claim, 8 Drawing Sheets**






Fig. 1




Fig. 2




Fig. 3




Fig. 4

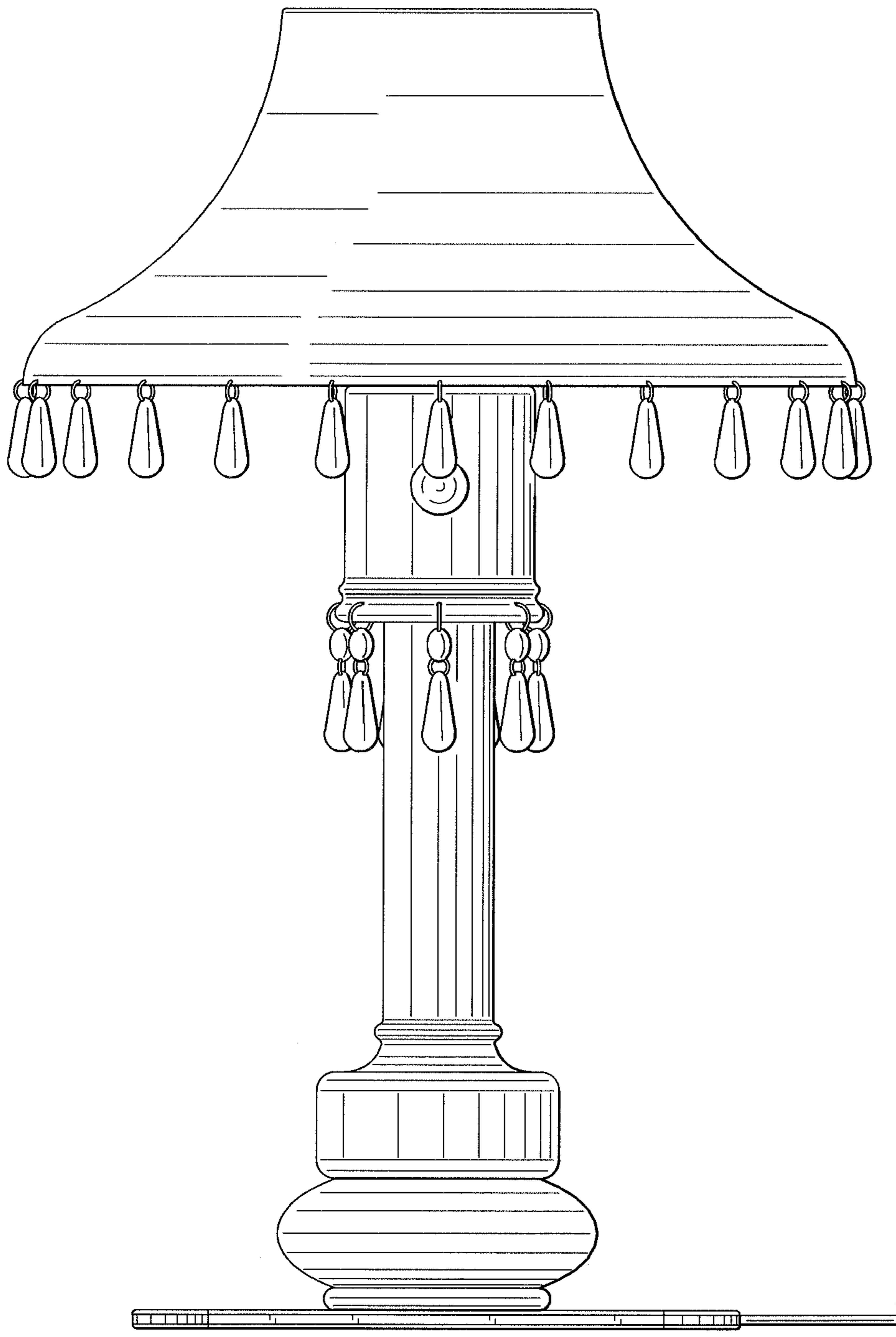


Fig. 5

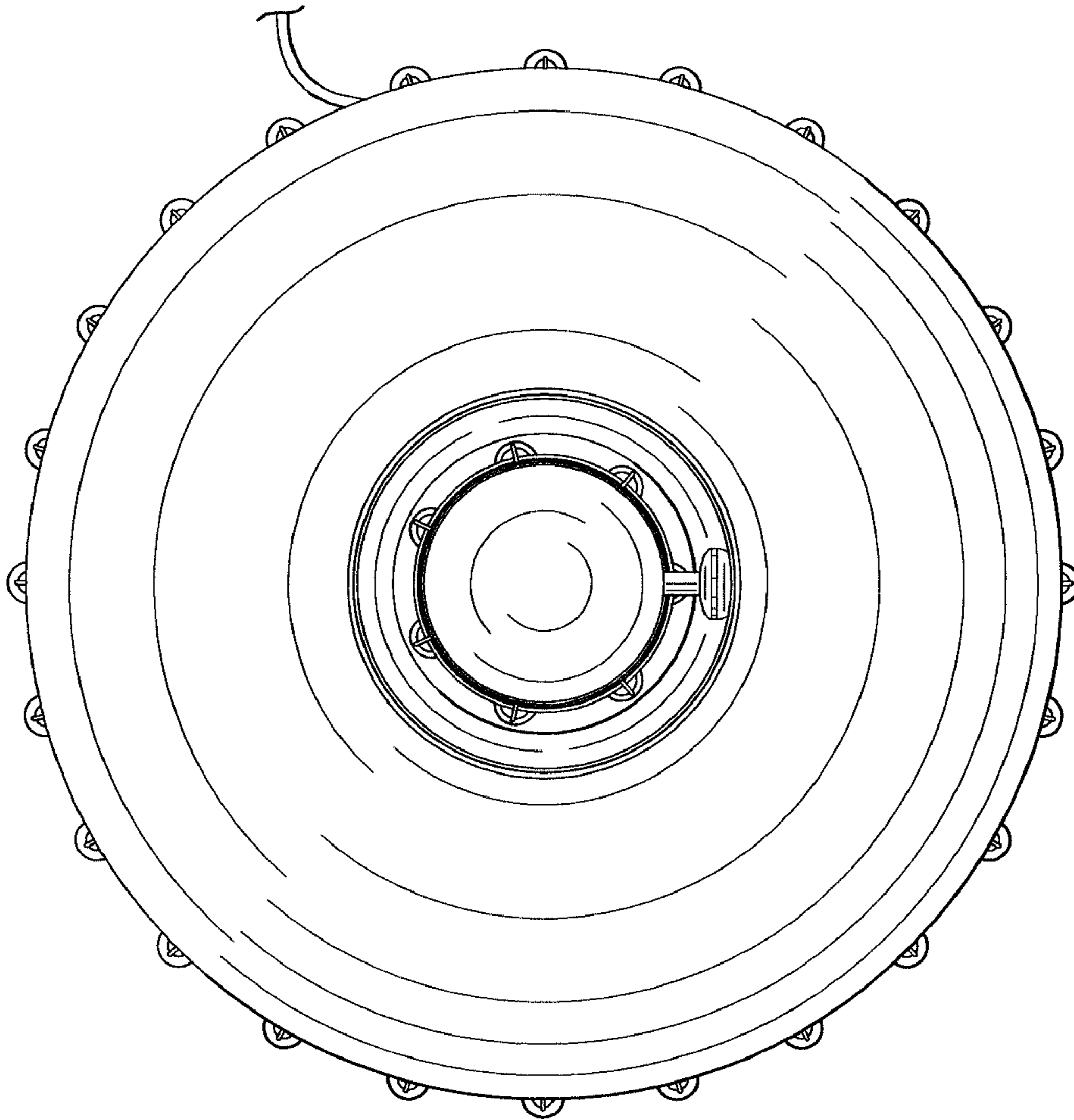


Fig. 6

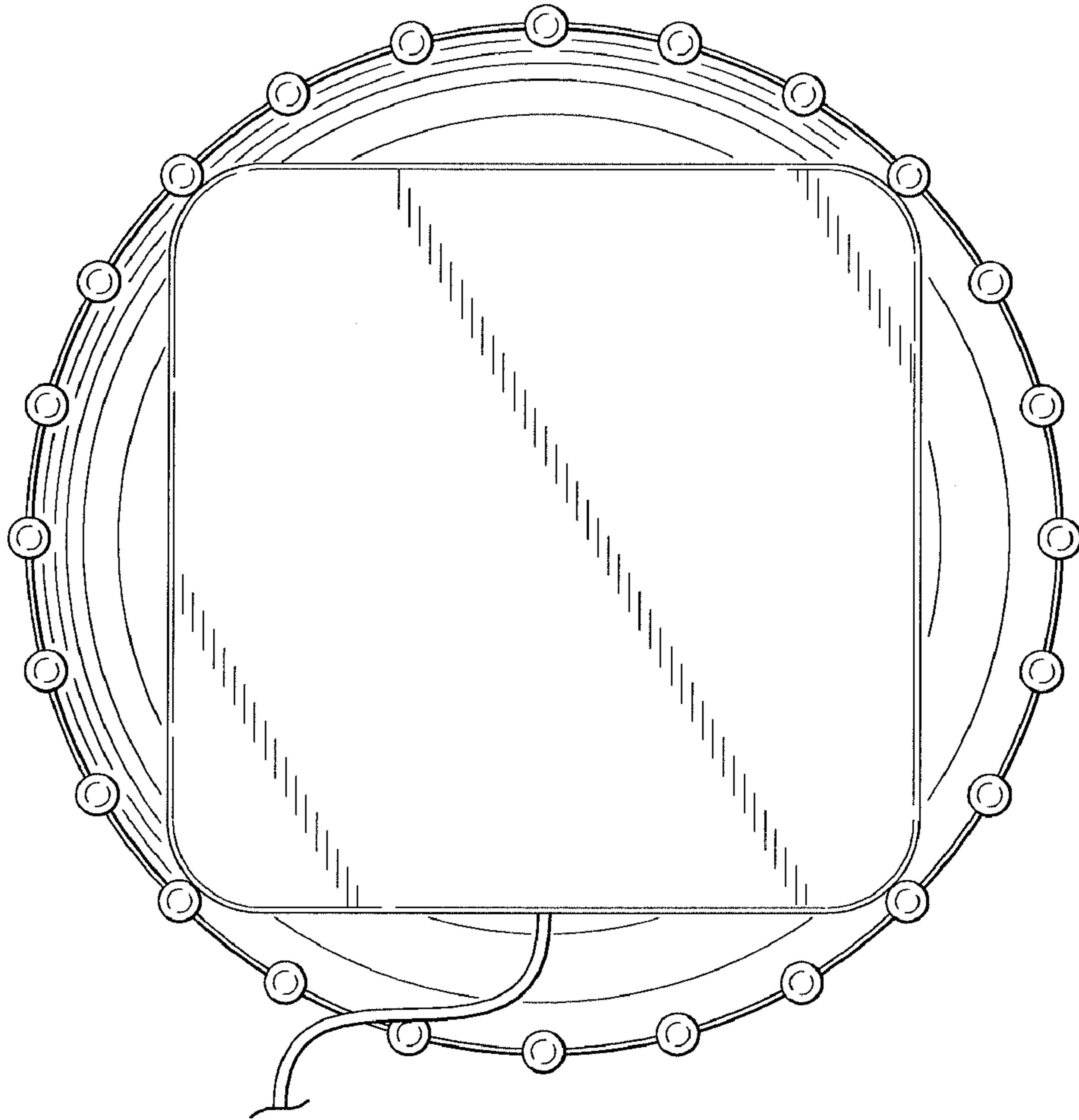


Fig. 7






Fig. 8