



US00D676593S

(12) **United States Design Patent**
McGowen

(10) **Patent No.:** **US D676,593 S**

(45) **Date of Patent:** **** Feb. 19, 2013**

(54) **BATTERY POWERED LAMP**

(76) Inventor: **Lynn C. McGowen**, O'Fallon, MO (US)

(**) Term: **14 Years**

(21) Appl. No.: **29/401,159**

(22) Filed: **Sep. 8, 2011**

(51) **LOC (9) Cl.** **26-03**

(52) **U.S. Cl.** **D26/93**

(58) **Field of Classification Search** D26/24,
D26/61-67, 93, 102, 104-105, 108-109;
362/509, 516, 523, 186, 217, 255, 257, 277,
362/317, 319, 351, 354, 355, 357, 358, 362,
362/382, 410, 413, 417, 806

See application file for complete search history.

(56) **References Cited**

U.S. PATENT DOCUMENTS

D149,592 S *	5/1948	Schwartz	D26/112
D169,020 S *	3/1953	Wentzell	D26/94
5,426,347 A	6/1995	Nilssen		
5,734,229 A	3/1998	Bavaro et al.		
D450,881 S *	11/2001	Burke	D26/112

D453,234 S *	1/2002	Hsu	D26/112
D453,851 S *	2/2002	Hsu	D26/112
D536,477 S *	2/2007	Yuan	D26/110
7,824,061 B1	11/2010	Riedfort et al.		
2007/0058365 A1	3/2007	Anderson et al.		
2009/0303702 A1	12/2009	Ellis et al.		

* cited by examiner

Primary Examiner — Brian N Vinson

(74) *Attorney, Agent, or Firm* — Dale J. Ream


(57) **CLAIM**

The ornamental design for a battery powered lamp, as shown and described.

DESCRIPTION

FIG. 1 is a perspective view of a battery powered lamp showing my new design;
FIG. 2 is a front view thereof;
FIG. 3 is a back view thereof;
FIG. 4 is a left side view thereof;
FIG. 5 is a right side view thereof;
FIG. 6 is a top view thereof; and,
FIG. 7 is a bottom view thereof.

1 Claim, 7 Drawing Sheets






Fig. 1

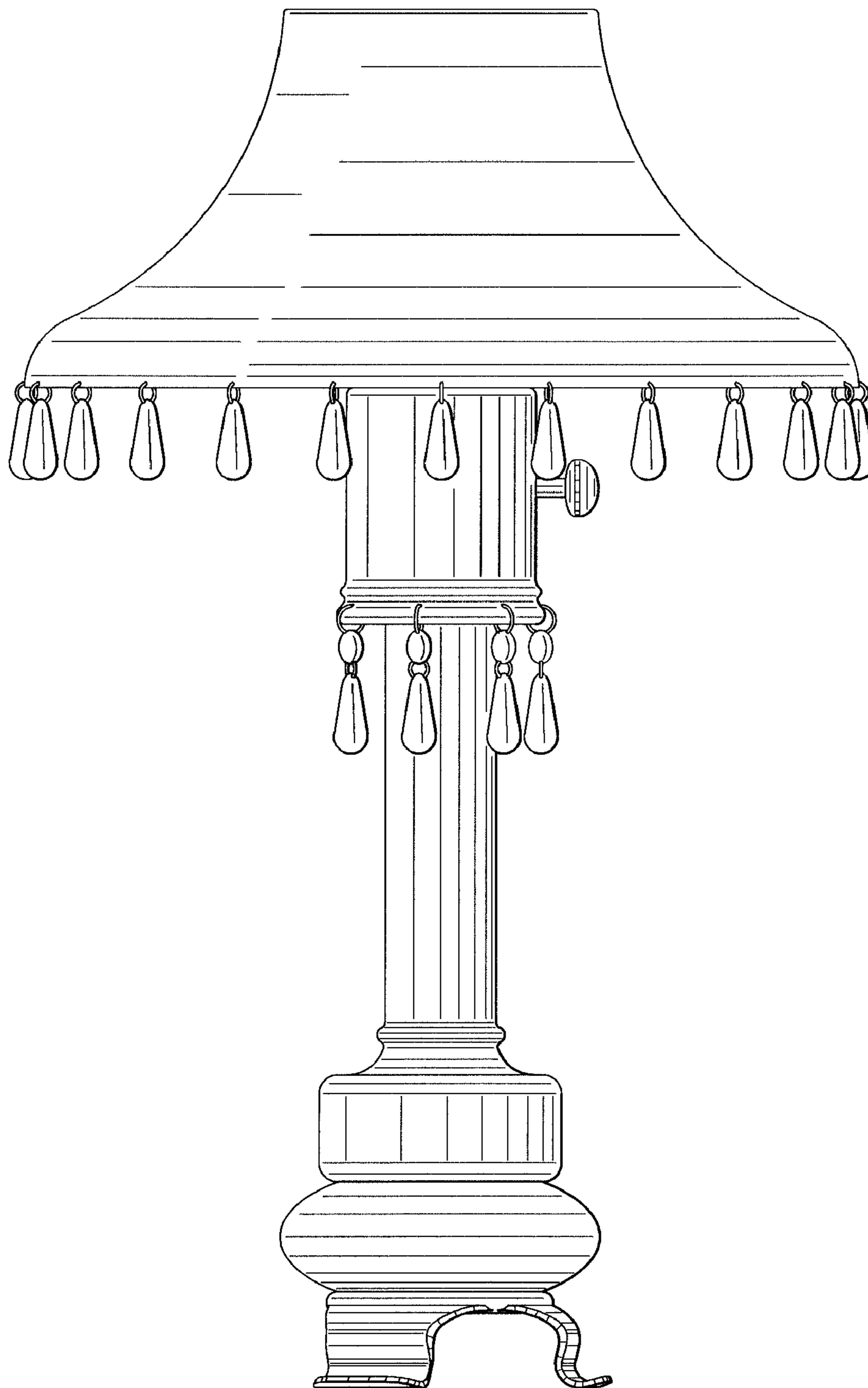


Fig. 2




Fig. 3

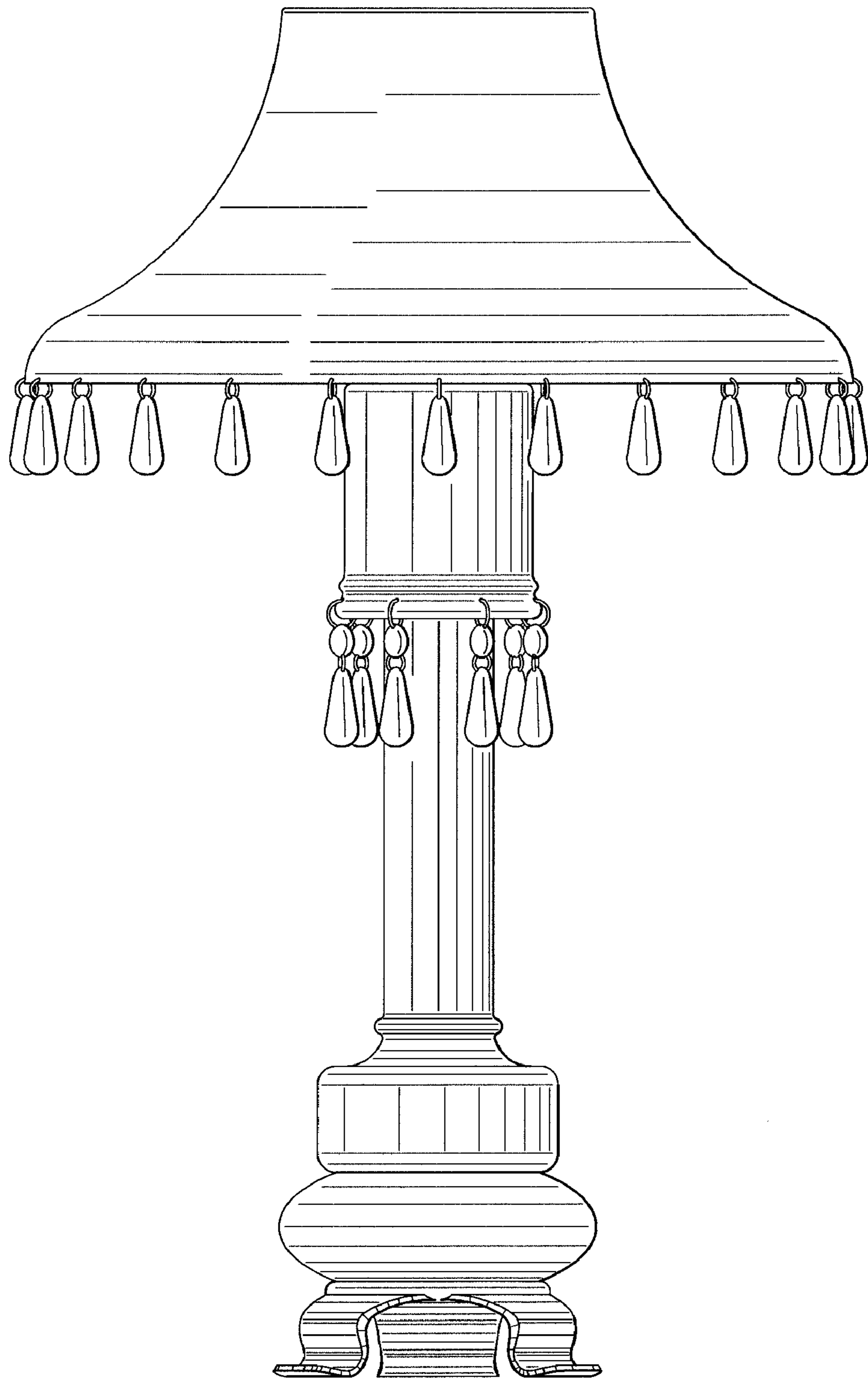


Fig. 4




Fig. 5

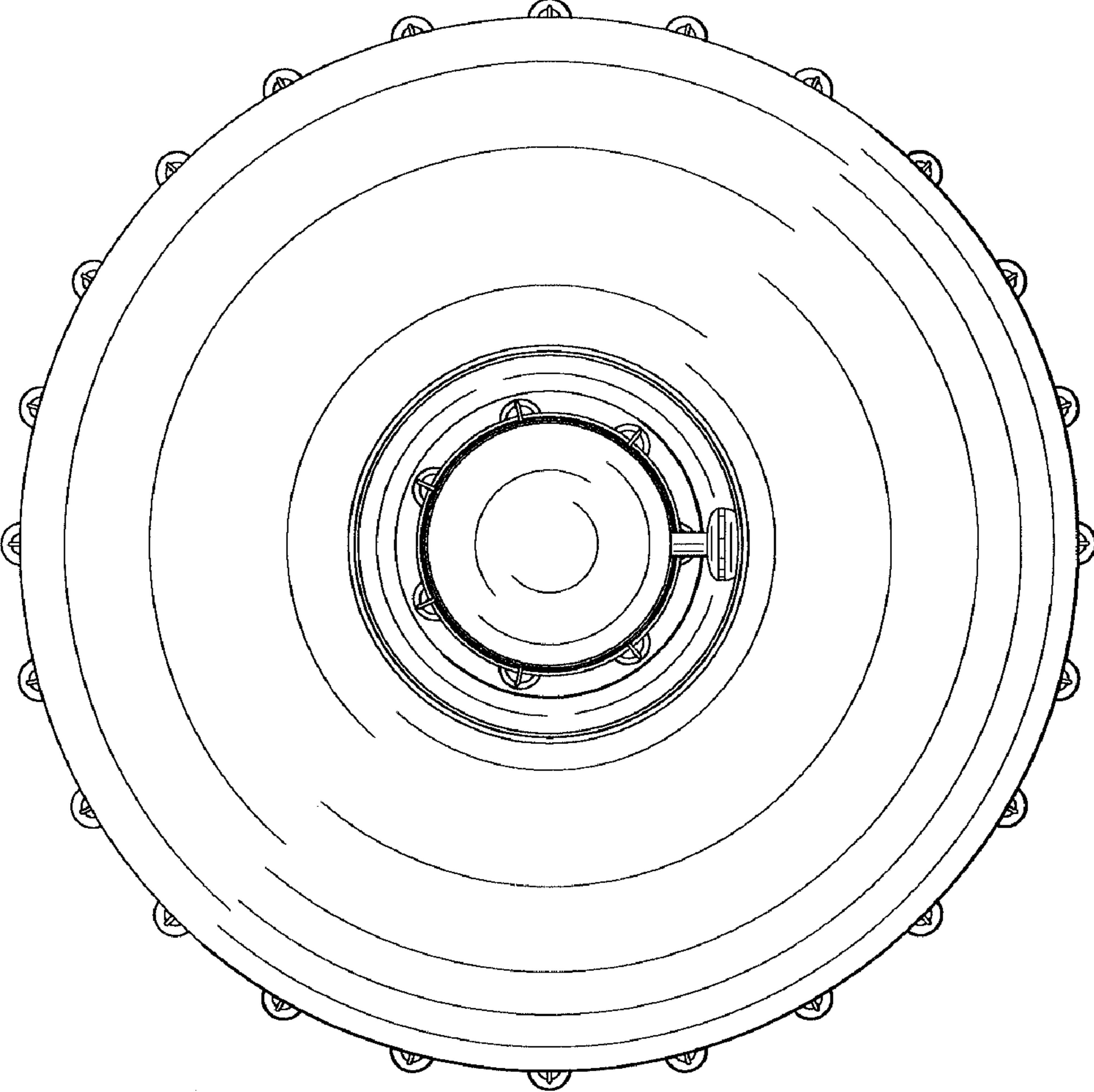


Fig. 6

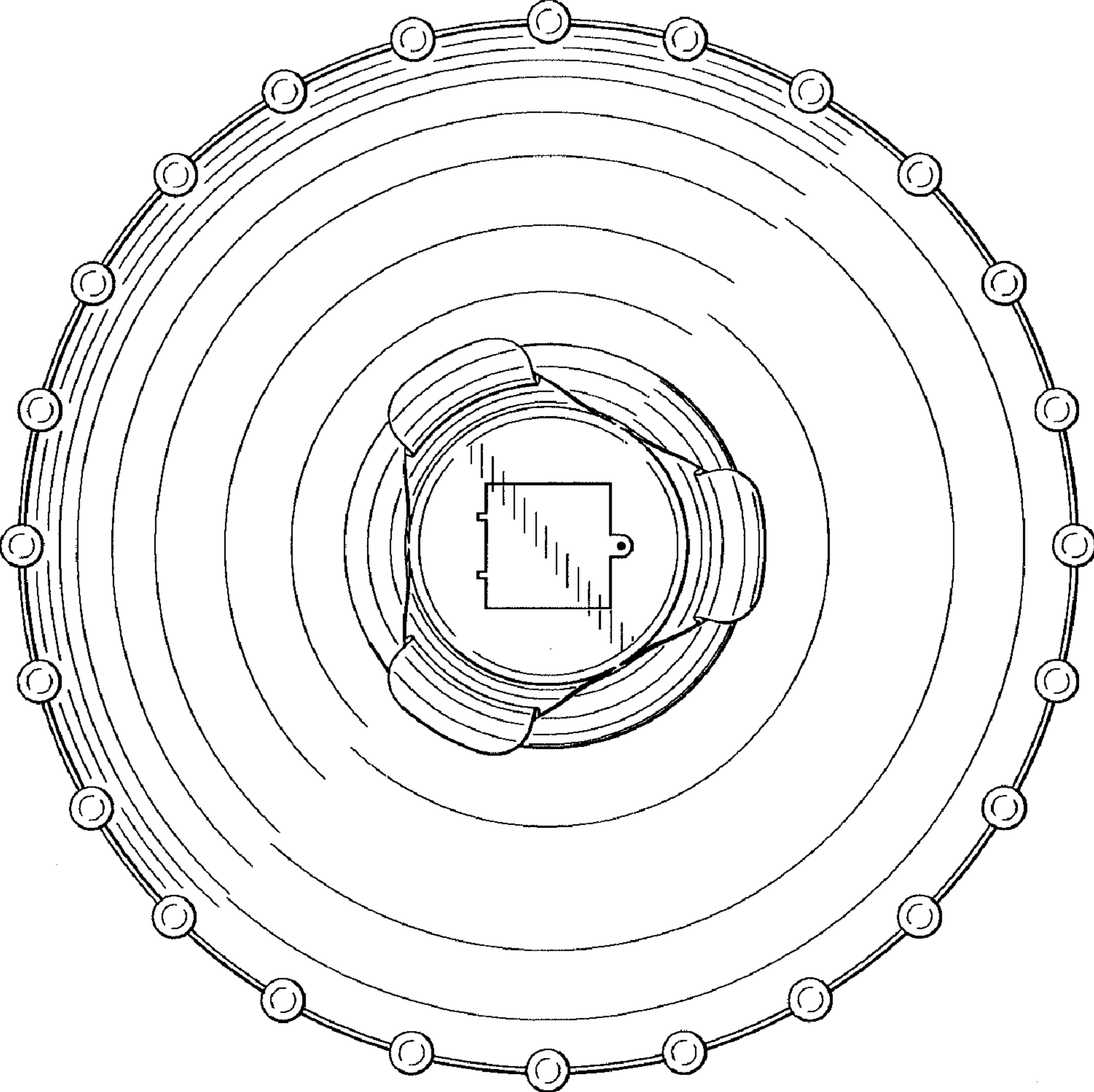


Fig. 7