



US00D676583S

(12) **United States Design Patent**
Holland et al.

(10) **Patent No.:** **US D676,583 S**

(45) **Date of Patent:** **** Feb. 19, 2013**

(54) **VENTED LUMINAIRE HAVING MEDIALY
DISPOSED ENCLOSURE**

(75) Inventors: **Eric Holland**, Indian Harbour Beach, FL
(US); **Mark P. Boomgaarden**, Satellite
Beach, FL (US); **Rick LeClair**,
Melbourne, FL (US)

(73) Assignee: **Lighting Science Group Corporation**,
Satellite Beach, FL (US)

(**) Term: **14 Years**

(21) Appl. No.: **29/419,304**

(22) Filed: **Apr. 26, 2012**

(51) **LOC (9) Cl.** **26-04**

(52) **U.S. Cl.** **D26/2**

(58) **Field of Classification Search** D26/1-4;
313/313, 315, 316, 317, 318, 493; 315/52,
315/53, 56, 57, 58

See application file for complete search history.

(56) **References Cited**

U.S. PATENT DOCUMENTS

D508,575 S * 8/2005 Buschmann et al. D26/2
D528,227 S * 9/2006 Chou et al. D26/2

D531,741 S * 11/2006 Takahashi D26/2
D626,667 S * 11/2010 Jonsson et al. D26/2
D627,087 S * 11/2010 Jonsson et al. D26/2
D645,993 S * 9/2011 Wang D26/2
D651,327 S * 12/2011 Hsiao et al. D26/2

* cited by examiner

Primary Examiner — Marcus Jackson

(74) *Attorney, Agent, or Firm* — Mark R. Malek, Esq.; Zies
Widerman & Malek

(57) **CLAIM**

The ornamental design of a vented luminaire having medially
disposed enclosed, as shown and described.

DESCRIPTION


FIG. 1 is a perspective view of a vented luminaire having
medially disposed enclosure according to the present inven-
tion.

FIG. 2 is an elevation view of the vented luminaire having
medially disposed enclosure illustrated in FIG. 1.

FIG. 3 is a top plan view of the vented luminaire having
medially disposed enclosure illustrated in FIG. 1; and,

FIG. 4 is a bottom plan view of the vented luminaire having
medially disposed enclosure illustrated in FIG. 1.

1 Claim, 2 Drawing Sheets






Fig. 1

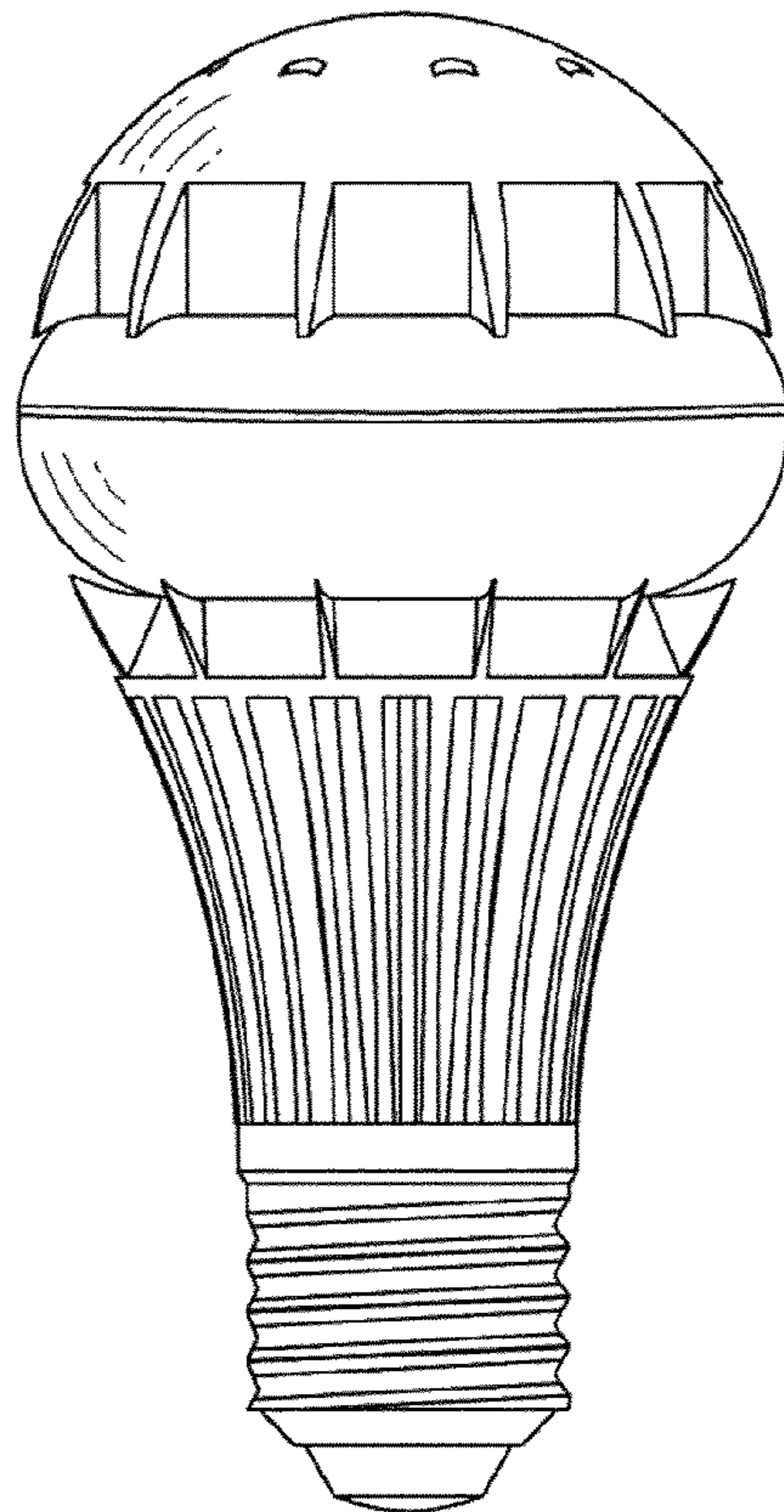


Fig. 2

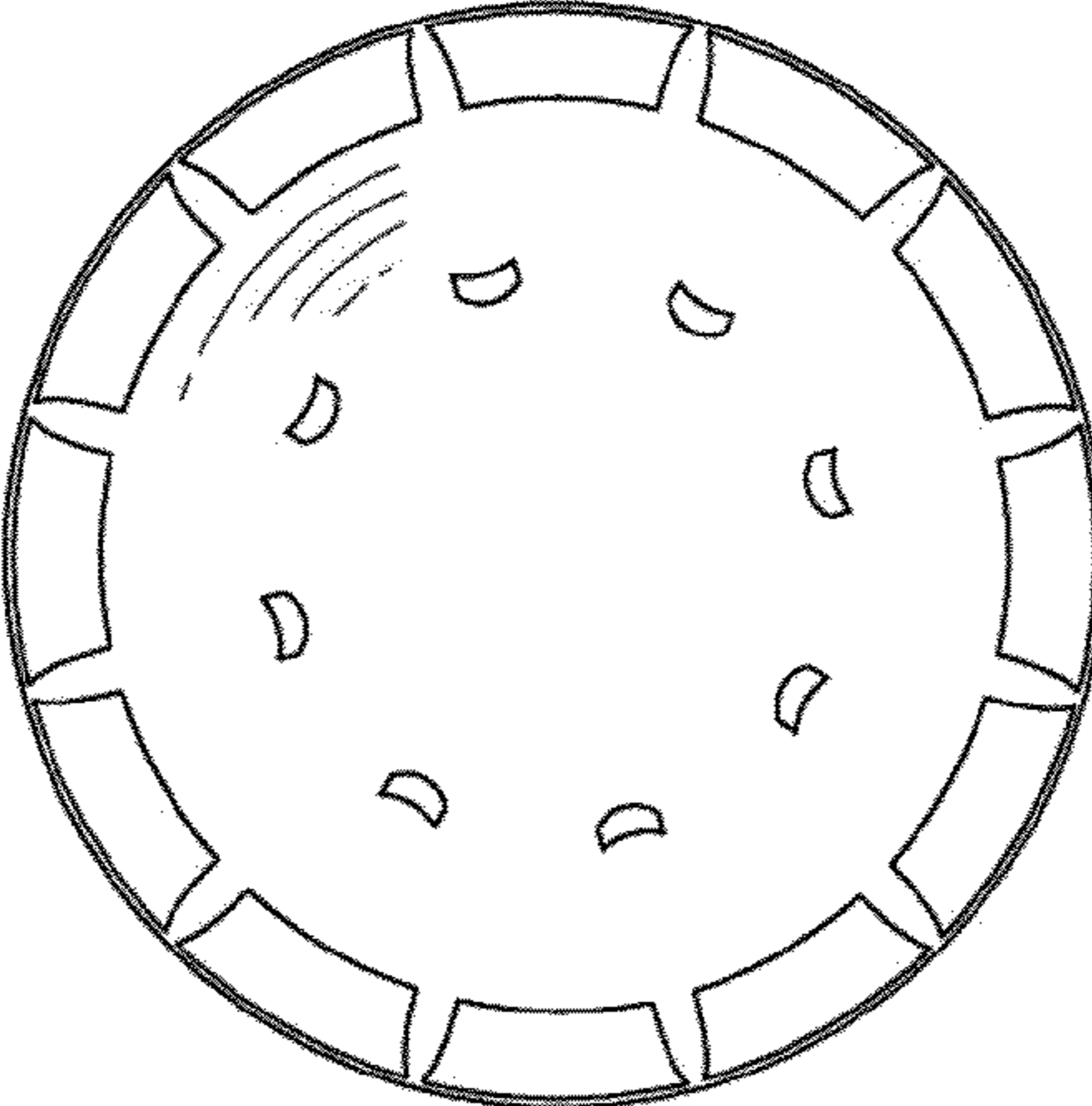


Fig. 3

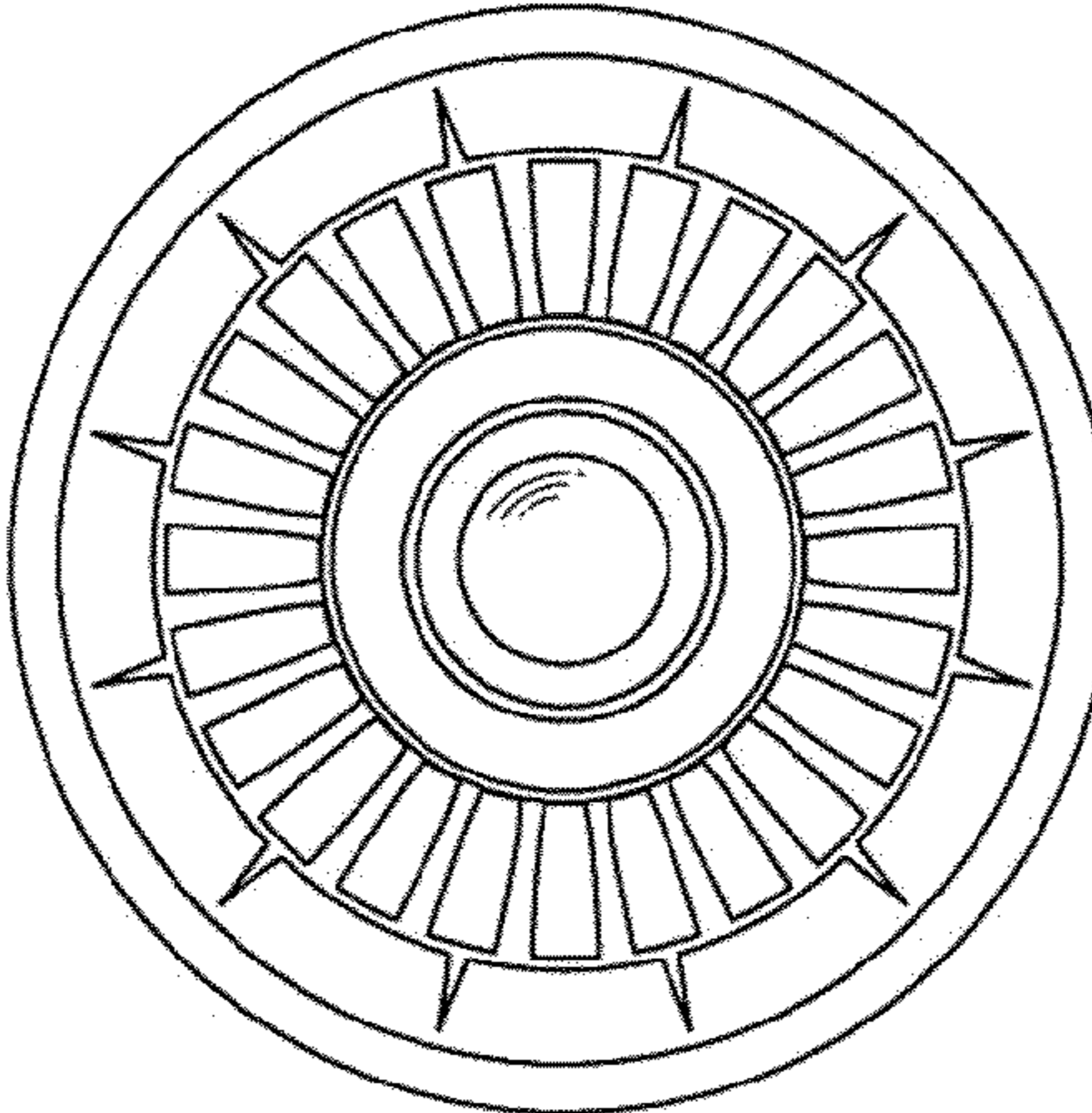


Fig. 4