

US00D676556S

(12) **United States Design Patent**  
**Meinertz**

(10) **Patent No.:** **US D676,556 S**

(45) **Date of Patent:** **\*\* Feb. 19, 2013**

(54) **HEARING AID**

(75) Inventor: **Philip Meinertz**, Gentofte (DK)

(73) Assignee: **GN ReSound A/S**, Ballerup (DK)

(\*\*) Term: **14 Years**

(21) Appl. No.: **29/402,969**

(22) Filed: **Sep. 29, 2011**

(30) **Foreign Application Priority Data**

Mar. 31, 2011 (EP) ..... 001884010

(51) **LOC (9) Cl.** ..... **24-99**

(52) **U.S. Cl.** ..... **D24/174**

(58) **Field of Classification Search** ..... D24/173-175,  
D24/151; D14/205, 206, 223-226, 249;  
381/23.1, 312, 322-324, 328, 330, 380, 381;  
181/135

See application file for complete search history.

(56) **References Cited**

**U.S. PATENT DOCUMENTS**

6,496,587 B1 \* 12/2002 Mueller ..... 381/330  
D516,216 S \* 2/2006 Portmann ..... D24/174  
D532,111 S \* 11/2006 Espersen ..... D24/174  
D541,420 S \* 4/2007 Darbut et al. .... D24/174

D635,264 S \* 3/2011 Dubs ..... D24/174  
D646,788 S \* 10/2011 Dubs et al. .... D24/174  
D647,204 S \* 10/2011 Borregaard ..... D24/175  
D663,846 S \* 7/2012 Ingold et al. .... D24/174  
D663,847 S \* 7/2012 Dubs et al. .... D24/174  
D667,121 S \* 9/2012 Mori et al. .... D24/174  
2007/0183612 A1 \* 8/2007 Ochsenbein et al. .... 381/322

\* cited by examiner

*Primary Examiner* — Anhdao Doan

(74) *Attorney, Agent, or Firm* — Vista IP Law Group, LLP

(57) **CLAIM**

The ornamental design for a hearing aid, as shown and described.

**DESCRIPTION**

FIG. 1 is a side view of a hearing aid of my design;  
FIG. 2 is another side view of the hearing aid of my design;  
FIG. 3 is a perspective view of the hearing aid of my design;  
FIG. 4 is another perspective view of the hearing aid of my design;  
FIG. 5 is another perspective view of the hearing aid of my design;  
FIG. 6 is another perspective view of the hearing aid of my design; and,  
FIG. 7 is another perspective view of the hearing aid of my design.

**1 Claim, 4 Drawing Sheets**







FIG. 1



FIG. 2






FIG. 3




FIG. 4






FIG. 5




FIG. 6





FIG. 7