



US00D676549S

(12) **United States Design Patent**
Lovell et al.

(10) **Patent No.:** **US D676,549 S**
(45) **Date of Patent:** **** Feb. 19, 2013**

(54) **MEDICAL INJECTOR**
(75) Inventors: **Francis Lovell**, Montreuil (FR); **Aurele Hurtis**, Nanterre (FR); **Gaudence Uwimana**, Bondy (FR)
(73) Assignee: **Becton Dickinson France S.A.S.**, Le Pont-de-Claix (FR)

D583,463 S * 12/2008 Wood et al. D24/110
D602,586 S * 10/2009 Foley et al. D24/113
D619,245 S * 7/2010 Moga et al. D24/113
D623,740 S * 9/2010 Harris et al. D24/133
7,883,473 B2 * 2/2011 LeVaughn et al. 606/181
D661,388 S * 6/2012 Clark D24/130
D665,075 S * 8/2012 Joung et al. D24/130
8,267,870 B2 * 9/2012 Freeman et al. 606/181
2002/0151838 A1 * 10/2002 Beck et al. 604/67

(**) Term: **14 Years**

* cited by examiner

(21) Appl. No.: **29/415,669**

Primary Examiner — David Muller

(22) Filed: **Mar. 13, 2012**

(74) *Attorney, Agent, or Firm* — The Webb Law Firm

(51) **LOC (9) Cl.** **24-02**

(52) **U.S. Cl.** **D24/113**

(58) **Field of Classification Search** D24/112–114,
D24/133, 130, 127, 108, 186, 110; 606/181,
606/185; 604/232, 187, 158, 164.08, 192,
604/263, 163, 181, 184, 198, 227, 67
See application file for complete search history.

(57) **CLAIM**

The ornamental design for a medical injector, as shown and described.

DESCRIPTION

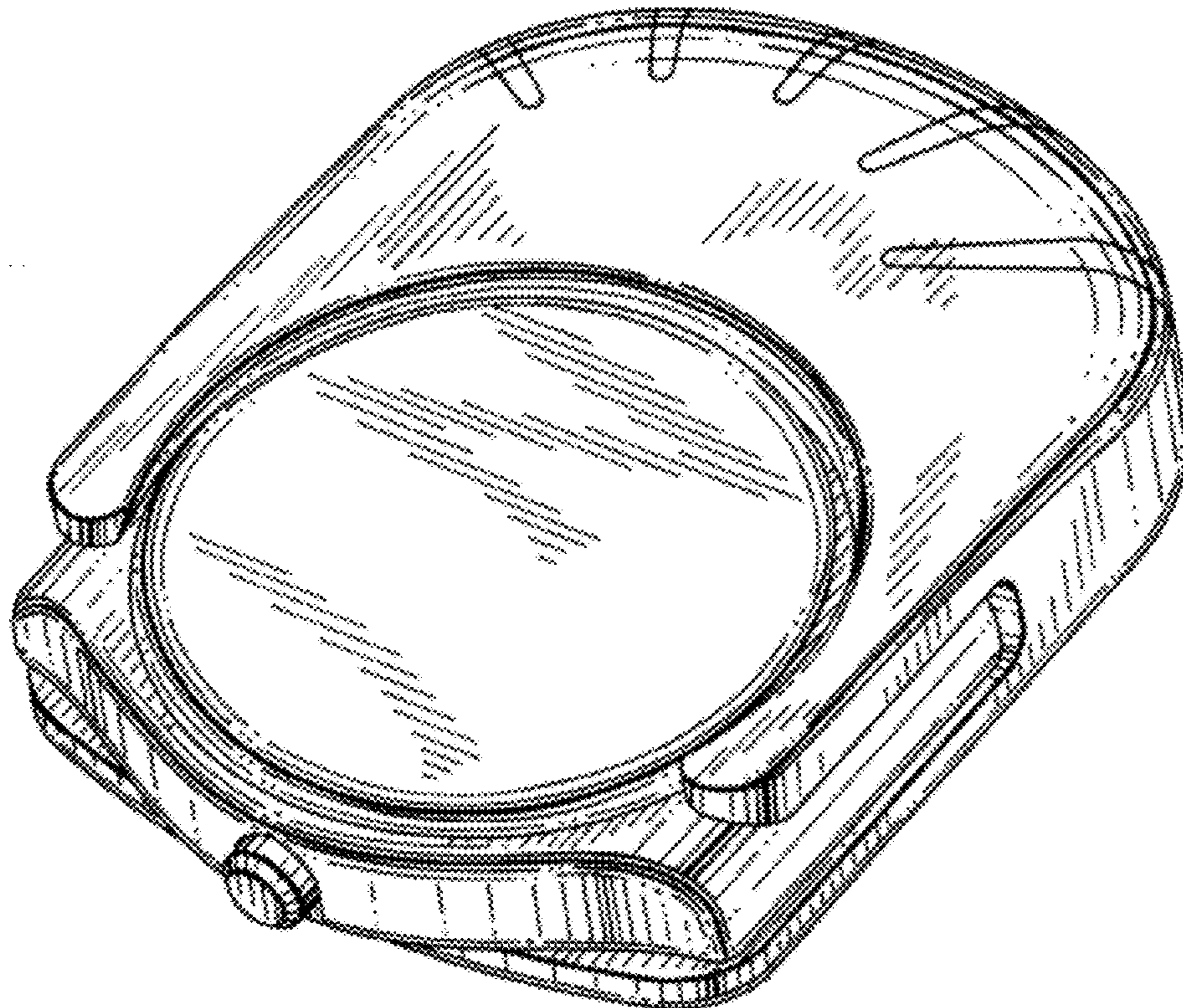
FIG. 1 is a perspective view of a medical injector in accordance with the present invention.
FIG. 2 is a top view thereof;
FIG. 3 is a front view thereof;
FIG. 4 is a left side view thereof;
FIG. 5 is a right side view thereof;
FIG. 6 is a rear view thereof; and,
FIG. 7 is a bottom view thereof.

(56) **References Cited**

U.S. PATENT DOCUMENTS

D447,282 S * 8/2001 Yiu D24/133
D484,244 S * 12/2003 Starnes D24/130
D544,092 S * 6/2007 Lewis D24/108
D579,568 S * 10/2008 Strawn et al. D24/186

1 Claim, 4 Drawing Sheets



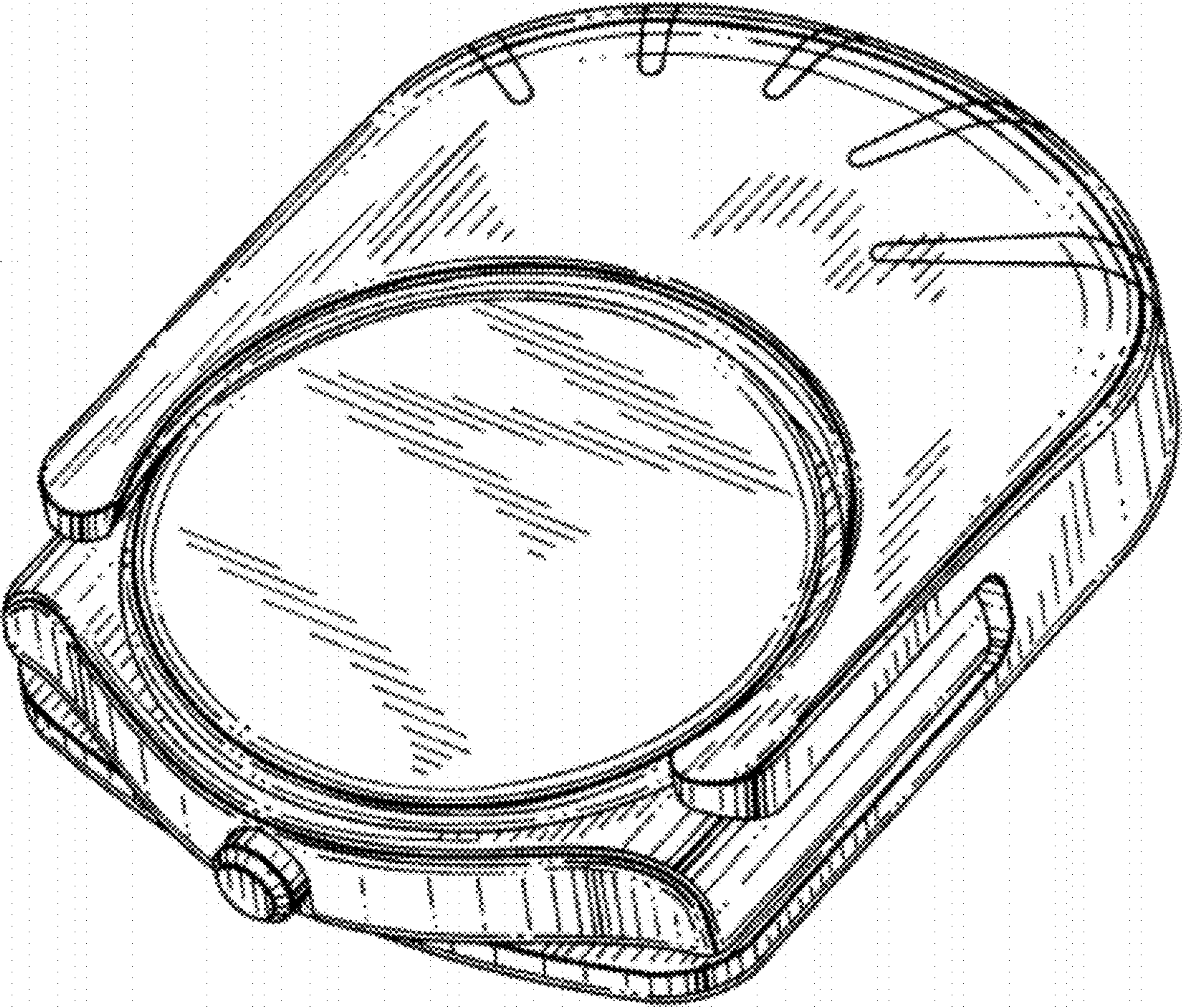


FIG. 1

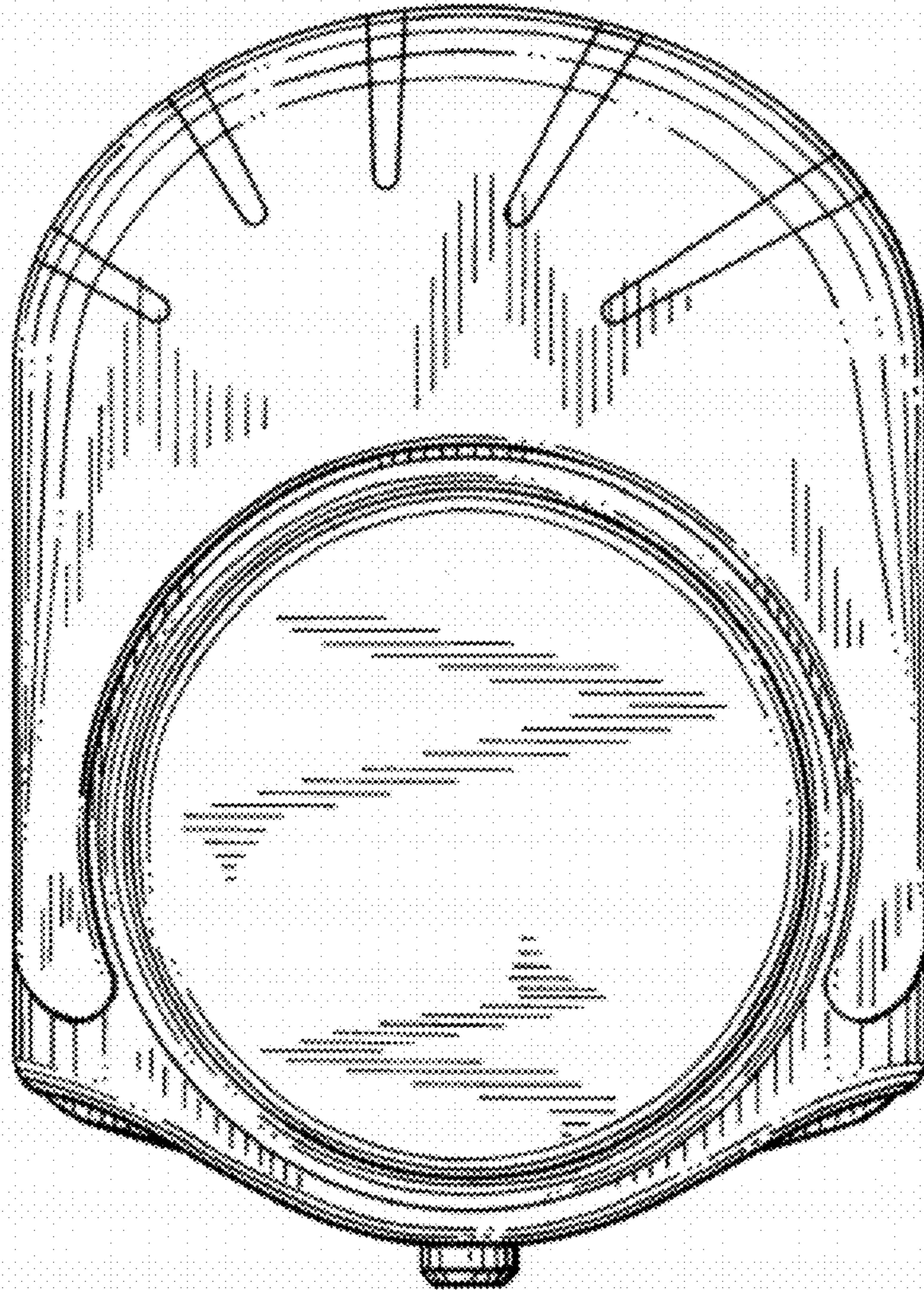


FIG. 2




FIG. 3

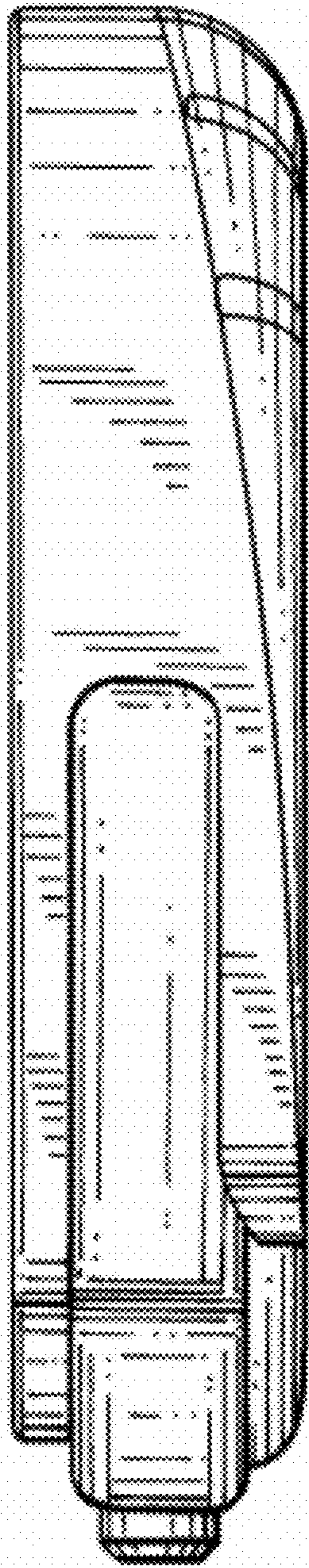


FIG. 4

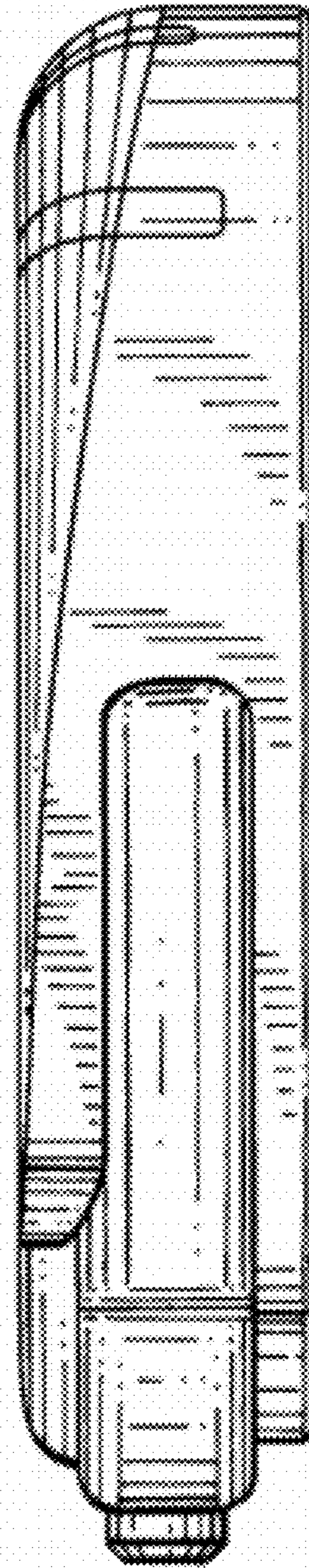


FIG. 5

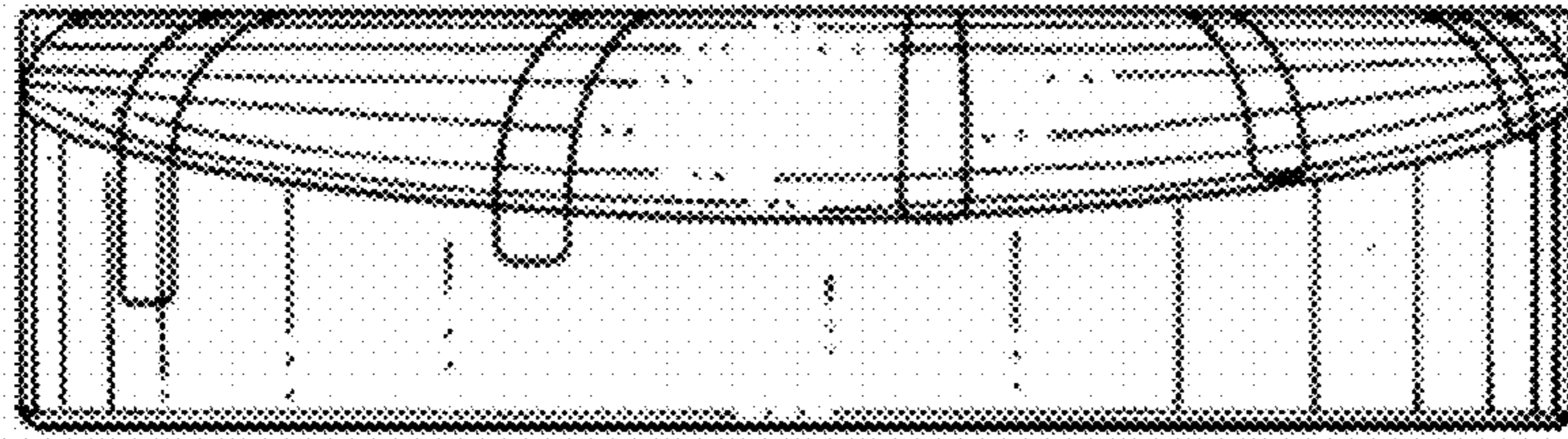


FIG. 6

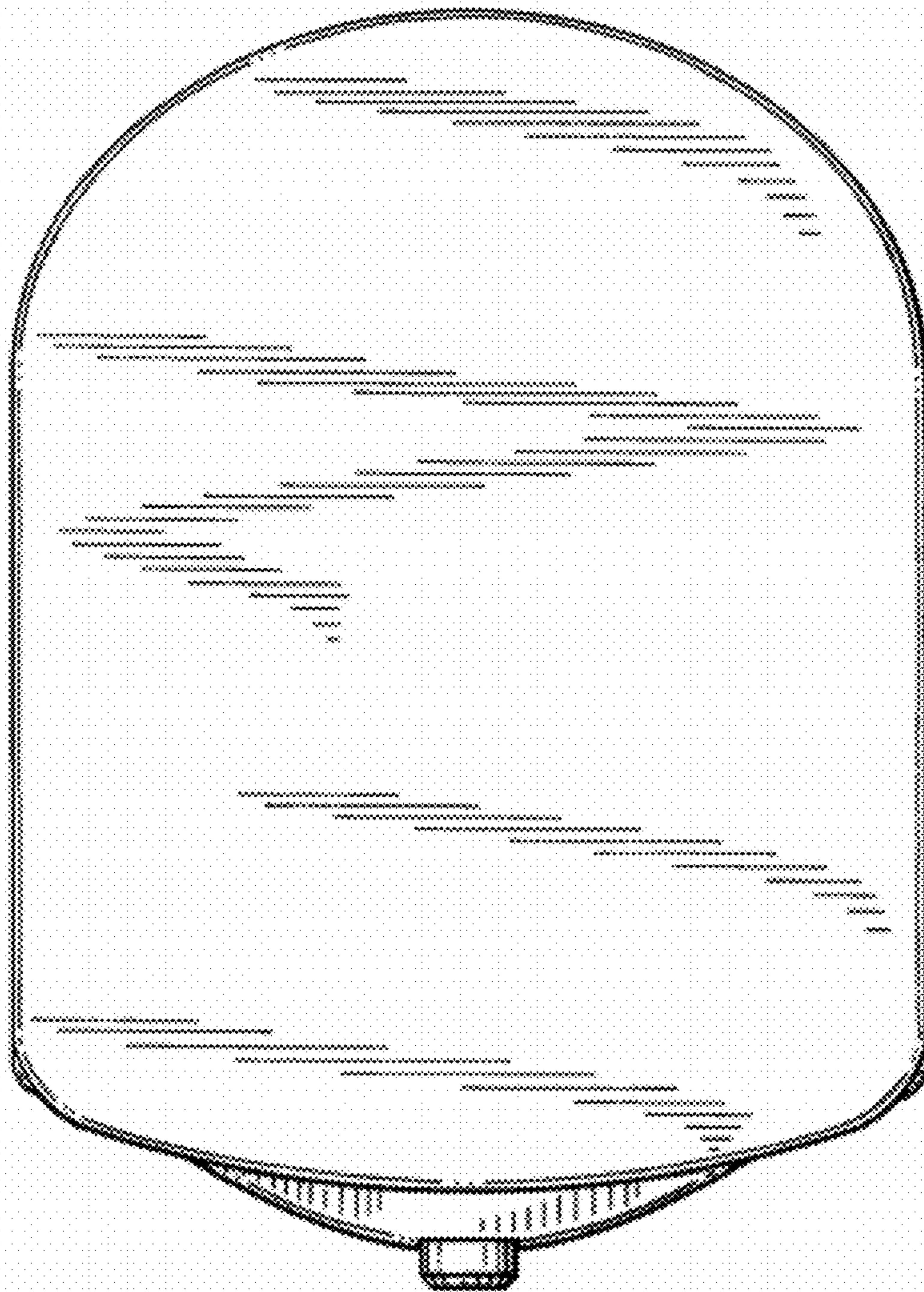


FIG. 7