



US00D676539S

(12) **United States Design Patent**
Sanders

(10) **Patent No.:** **US D676,539 S**

(45) **Date of Patent:** **** Feb. 19, 2013**

(54) **AIR FRESHENER REFILL**

(75) Inventor: **Dai Sanders**, Warwick (GB)

(73) Assignee: **Reckitt & Colman (Overseas) Limited**,
Slough, Berkshire (GB)

(**) Term: **14 Years**

(21) Appl. No.: **29/427,625**

(22) Filed: **Jul. 20, 2012**

(30) **Foreign Application Priority Data**

Feb. 1, 2012 (EM) 001984311-0001

(51) **LOC (9) Cl.** **28-99**

(52) **U.S. Cl.** **D23/366**

(58) **Field of Classification Search** D23/355-369;
D28/5, 6; 261/DIG. 17, DIG. 42, DIG. 65,
261/DIG. 88, DIG. 89, DIG. 47, DIG. 55,
261/DIG. 70; 392/356, 390, 392, 394, 395;
239/34, 44, 53, 55, 56, 326, 60, 308
See application file for complete search history.

(56) **References Cited**

U.S. PATENT DOCUMENTS

D544,953 S * 6/2007 Kee D23/368
D550,345 S * 9/2007 Weggelaar D23/366
D552,224 S * 10/2007 Makar et al. D23/364

D591,415 S * 4/2009 Wu D23/366
D596,731 S * 7/2009 Garcia Fabrega et al. ... D23/366
D629,881 S * 12/2010 Valentino et al. D23/368
D631,954 S * 2/2011 Bertassi et al. D23/366
D633,610 S * 3/2011 Wu D23/366
D642,254 S * 7/2011 Mazzeo et al. D23/366
D642,255 S * 7/2011 Mazzeo et al. D23/366
D642,668 S * 8/2011 Lablaine D23/366
D658,753 S * 5/2012 Zhang et al. D23/366
D663,400 S * 7/2012 Hewson-Hyde et al. D23/366
D663,401 S * 7/2012 Hewson-Hyde et al. D23/366
D664,246 S * 7/2012 Irvin et al. D23/356

* cited by examiner

Primary Examiner — Sandra Snapp

(74) *Attorney, Agent, or Firm* — Norris McLaughlin &
Marcus PA

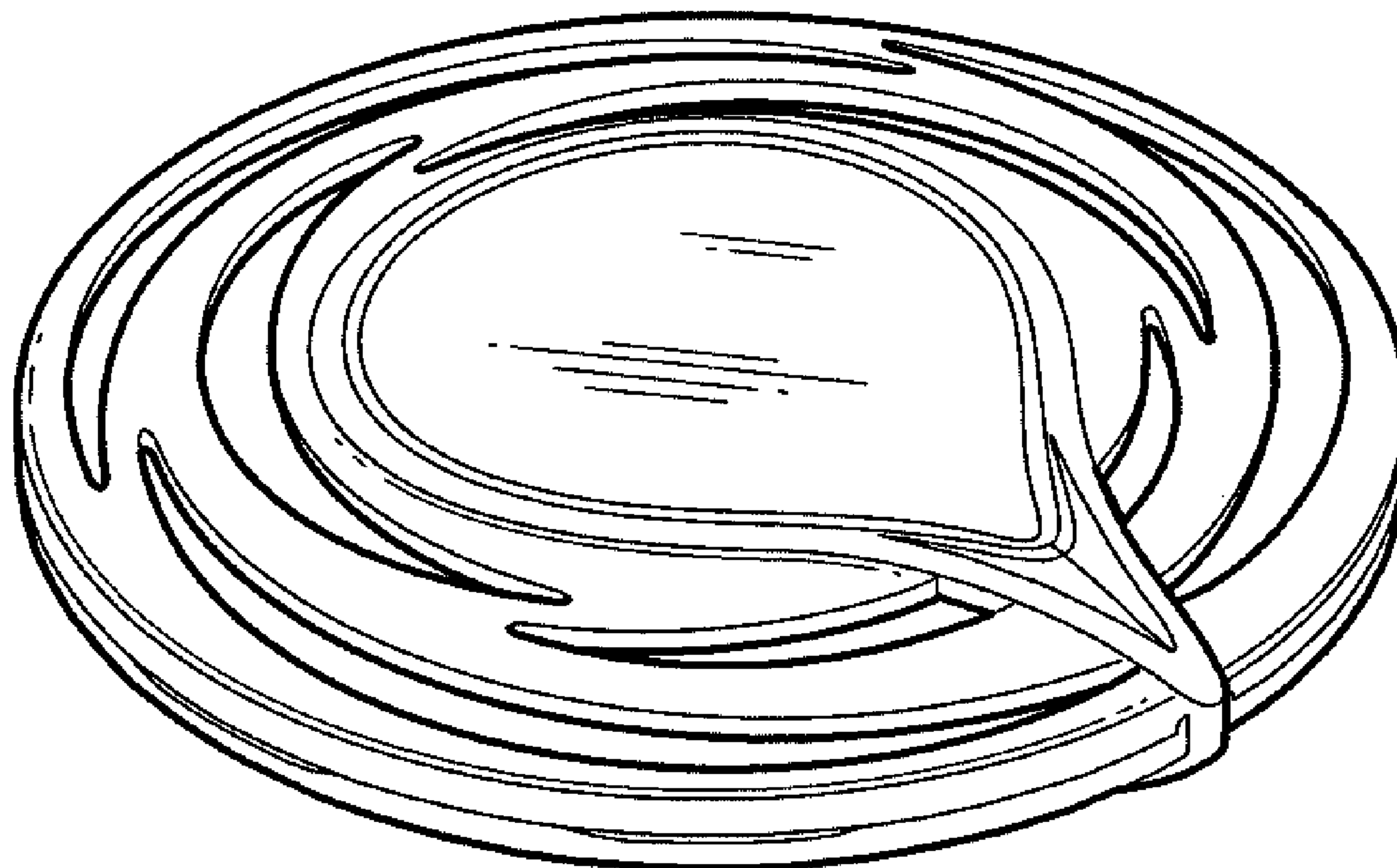
(57) **CLAIM**

The ornamental design for an air freshener refill, as shown
and described.

DESCRIPTION

FIG. 1 is a front perspective view of my air freshener refill;
FIG. 2 is a rear elevational view thereof;
FIG. 3 is a front elevational view thereof;
FIG. 4 is a left side elevational view thereof;
FIG. 5 is a right side elevational view thereof;
FIG. 6 is a top plan view thereof; and,
FIG. 7 is a bottom plan view thereof.

1 Claim, 2 Drawing Sheets



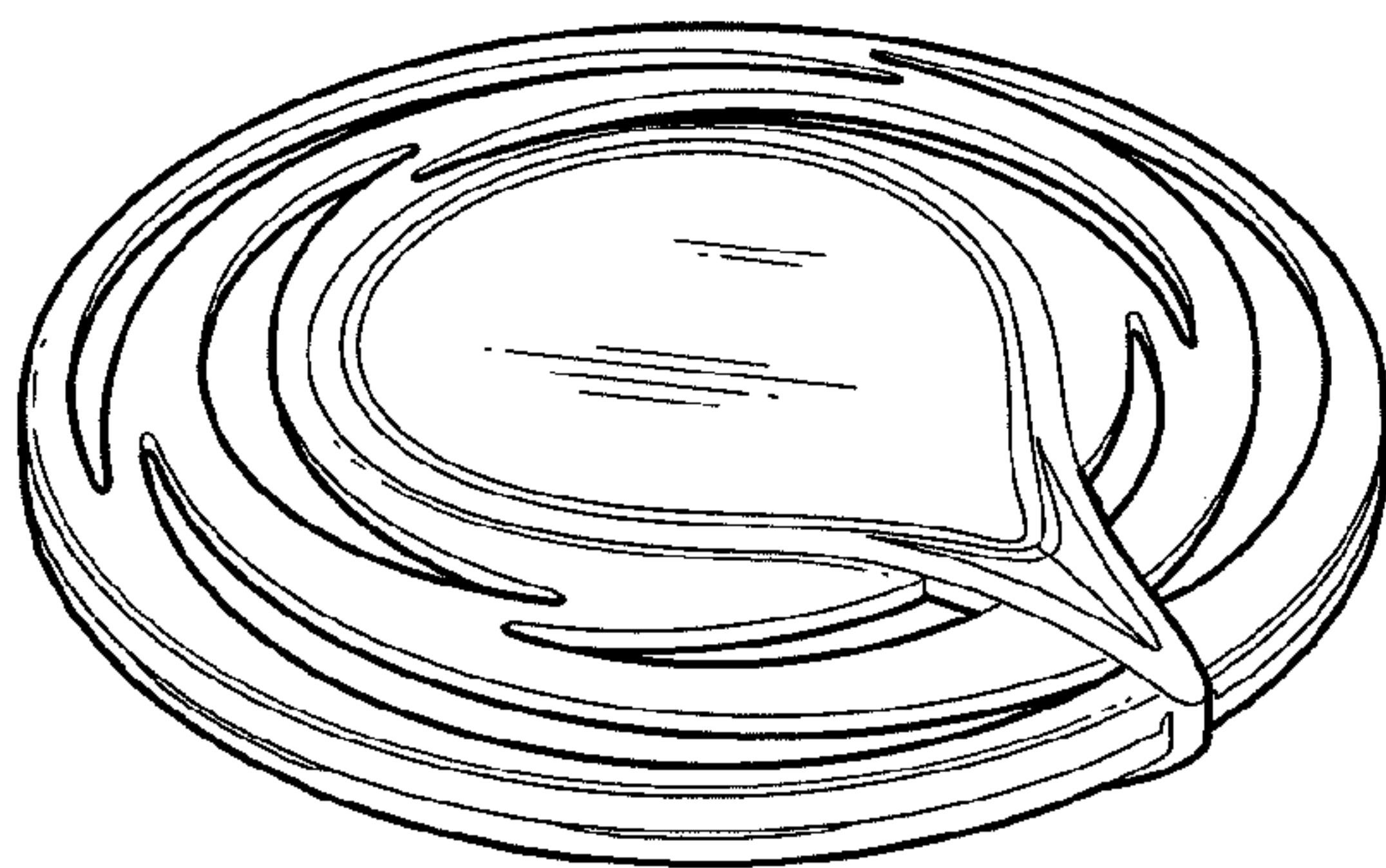


Fig. 1




Fig. 2

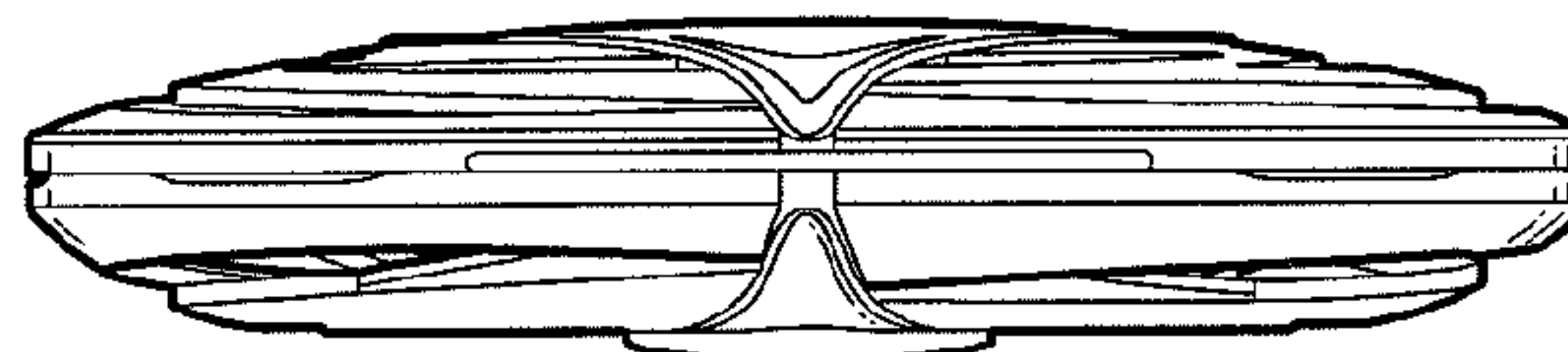


Fig. 3




Fig. 4




Fig. 5

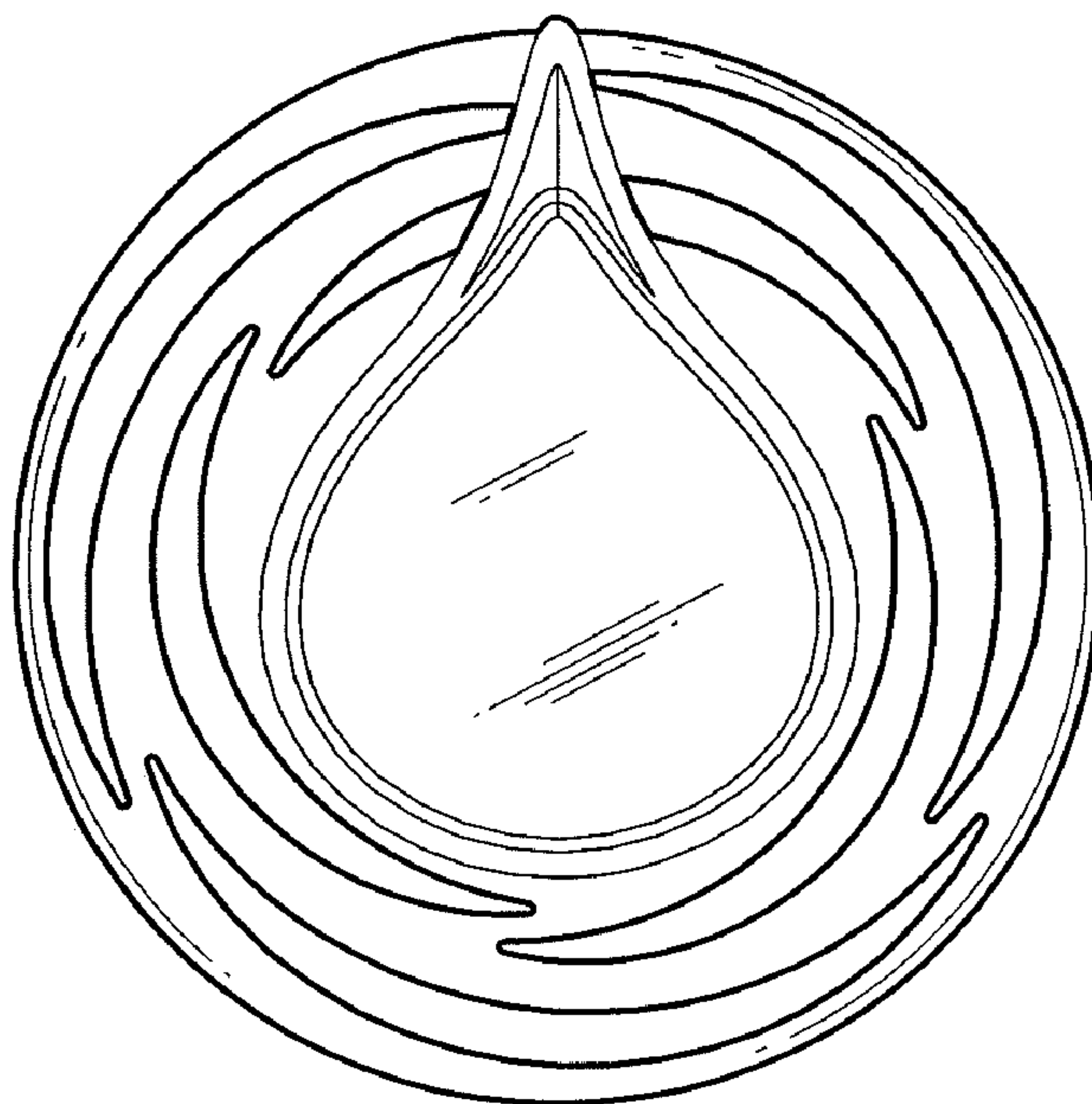


Fig. 6

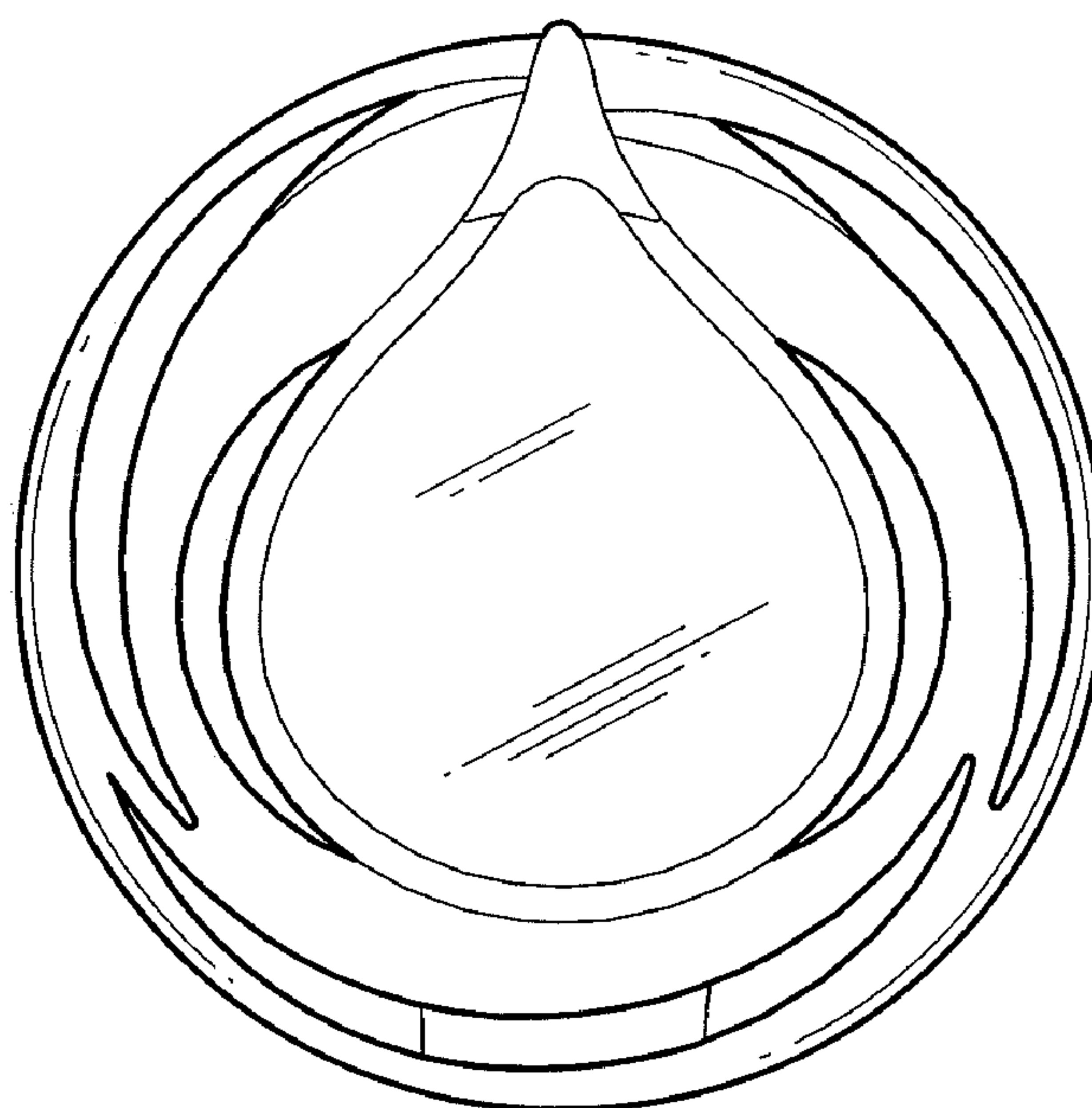


Fig. 7