



US00D676538S

(12) **United States Design Patent**  
**Fehring**

(10) **Patent No.:** **US D676,538 S**

(45) **Date of Patent:** **\*\* Feb. 19, 2013**

(54) **TRASH PAIL AUTOMATIC SPRAY  
FRESHENING DEVICE**

(76) Inventor: **Robert G. Fehring**, Patchogue, NY  
(US)

(\*\*) Term: **14 Years**

(21) Appl. No.: **29/420,467**

(22) Filed: **May 9, 2012**

(51) **LOC (9) Cl.** ..... **28-99**

(52) **U.S. Cl.** ..... **D23/366**

(58) **Field of Classification Search** ..... D23/355-369;  
D28/5, 6; 261/DIG. 17, DIG. 42, DIG. 65,  
261/DIG. 88, DIG. 89, DIG. 47, DIG. 55,  
261/DIG. 70; 392/356, 390, 392, 394, 395;  
239/34, 44, 53, 55, 56, 326, 60, 308  
See application file for complete search history.

(56) **References Cited**

**U.S. PATENT DOCUMENTS**

3,964,684	A	6/1976	Schimanski	
D381,073	S *	7/1997	Demarest et al.	D23/366
D398,390	S *	9/1998	Chen	D23/366
D424,677	S *	5/2000	Chen	D23/366
D438,608	S *	3/2001	Chen	D23/366
6,554,151	B1	4/2003	Brennan	
D477,390	S *	7/2003	Chen	D23/366
D488,549	S *	4/2004	Chen	D23/366
D495,045	S *	8/2004	Chen	D23/366
D521,138	S *	5/2006	Wu	D23/366

D534,641	S *	1/2007	Chen	D23/366
7,273,184	B2	9/2007	Brown et al.	
D575,384	S *	8/2008	Huang	D23/366
2004/0009700	A1	1/2004	Patel	
2005/0191217	A1	9/2005	Selander	
2006/0196880	A1	9/2006	Steffey	
2007/0039965	A1	2/2007	Todd	
2010/0038379	A1	2/2010	Butler et al.	
2010/0200670	A1	8/2010	Tipton	

\* cited by examiner

*Primary Examiner* — Sandra Snapp

(74) *Attorney, Agent, or Firm* — Richard L. Miller

(57) **CLAIM**

The ornamental design for a trash pail automatic spray freshening device, as shown and described.

**DESCRIPTION**

FIG. 1 is a top front right three quarter perspective view of a trash pail automatic spray freshening device showing my new design;

FIG. 2 is a front elevational view thereof;

FIG. 3 is a rear elevational view thereof;

FIG. 4 is a left side elevational view thereof;

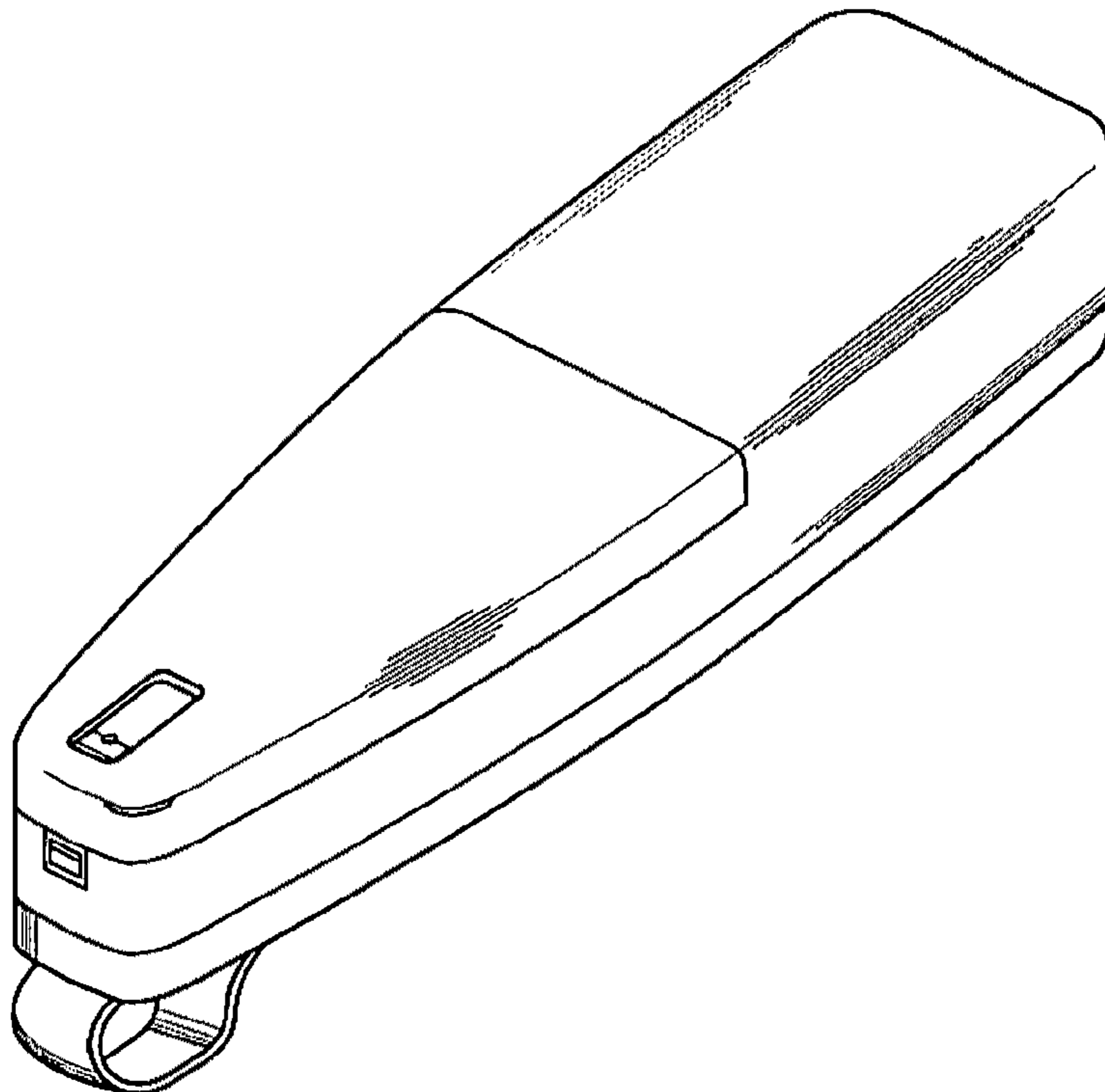
FIG. 5 is a right side elevational view thereof;

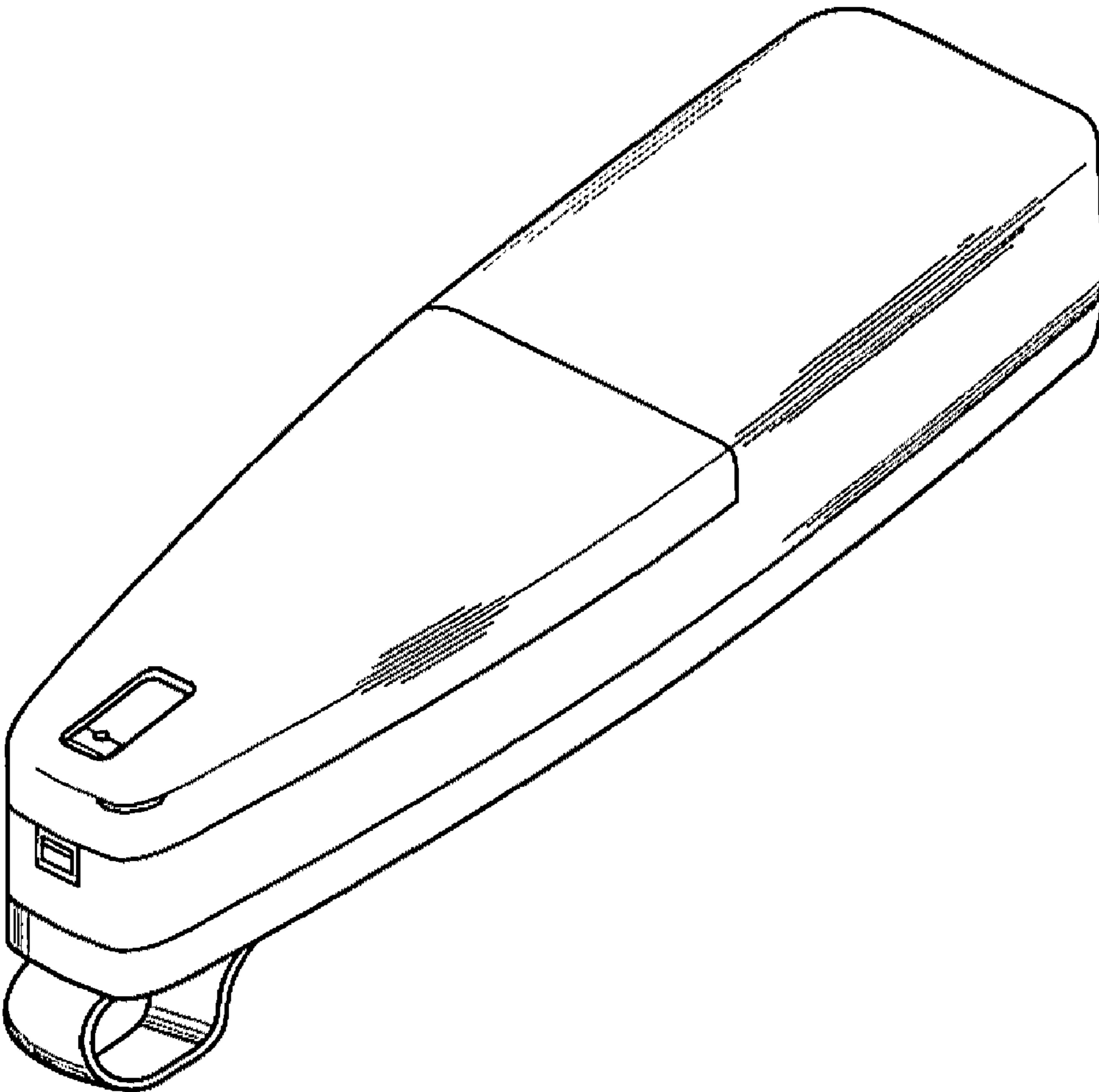
FIG. 6 is a top plan view thereof; and,

FIG. 7 is a bottom plan view thereof.

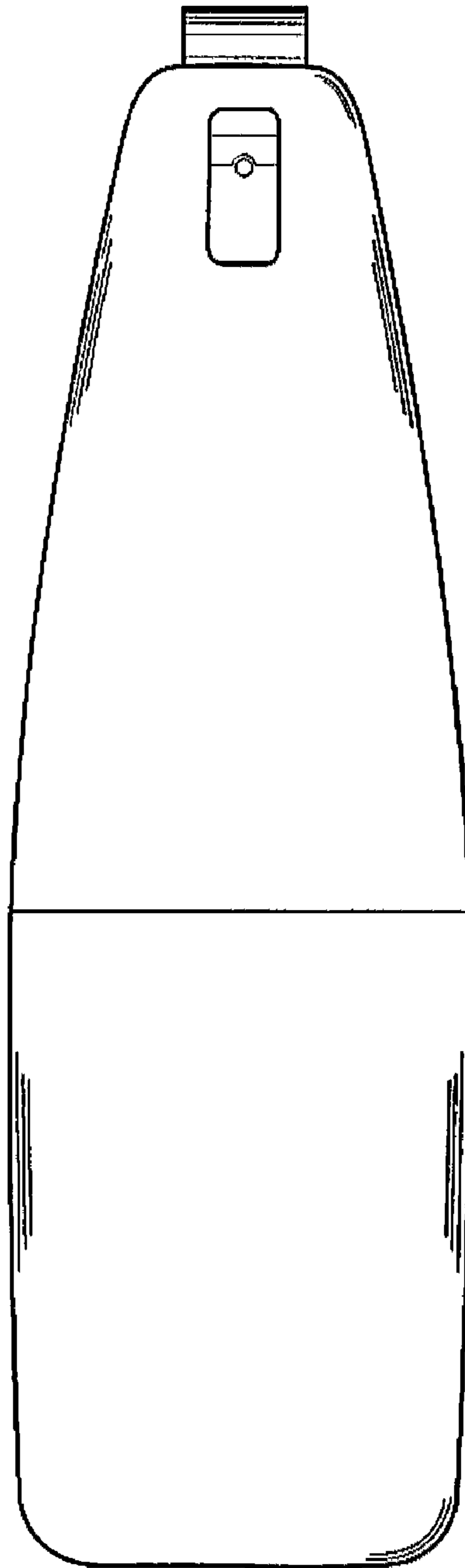
It is understood that any portion of any figure shown in broken lines is for environmental purposes only and forms no part of the claimed design.

**1 Claim, 6 Drawing Sheets**

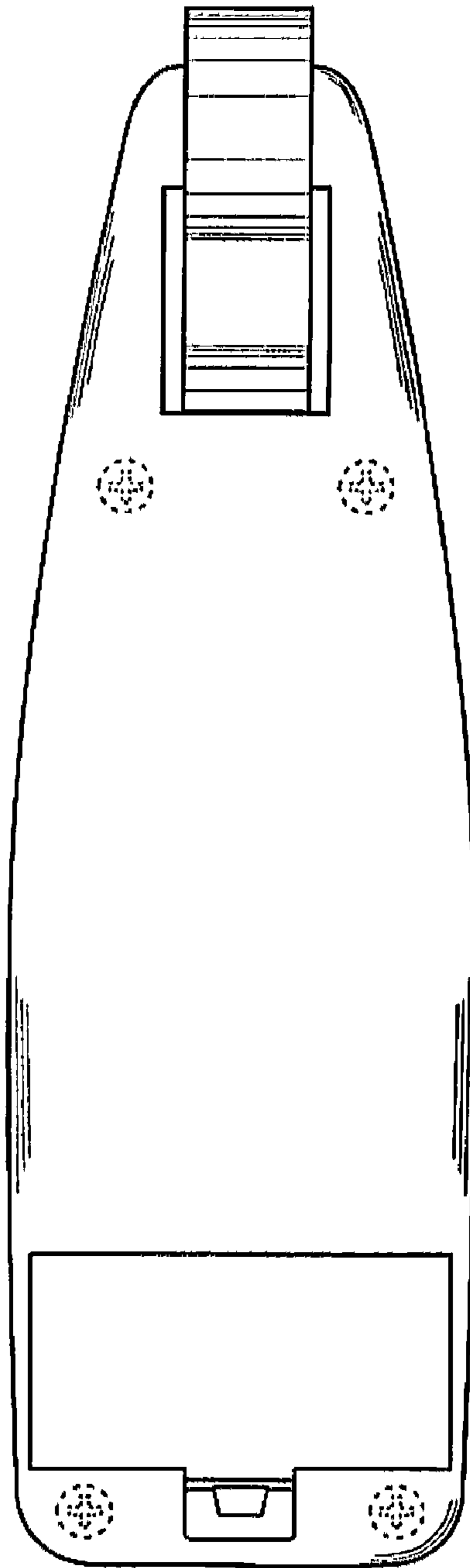




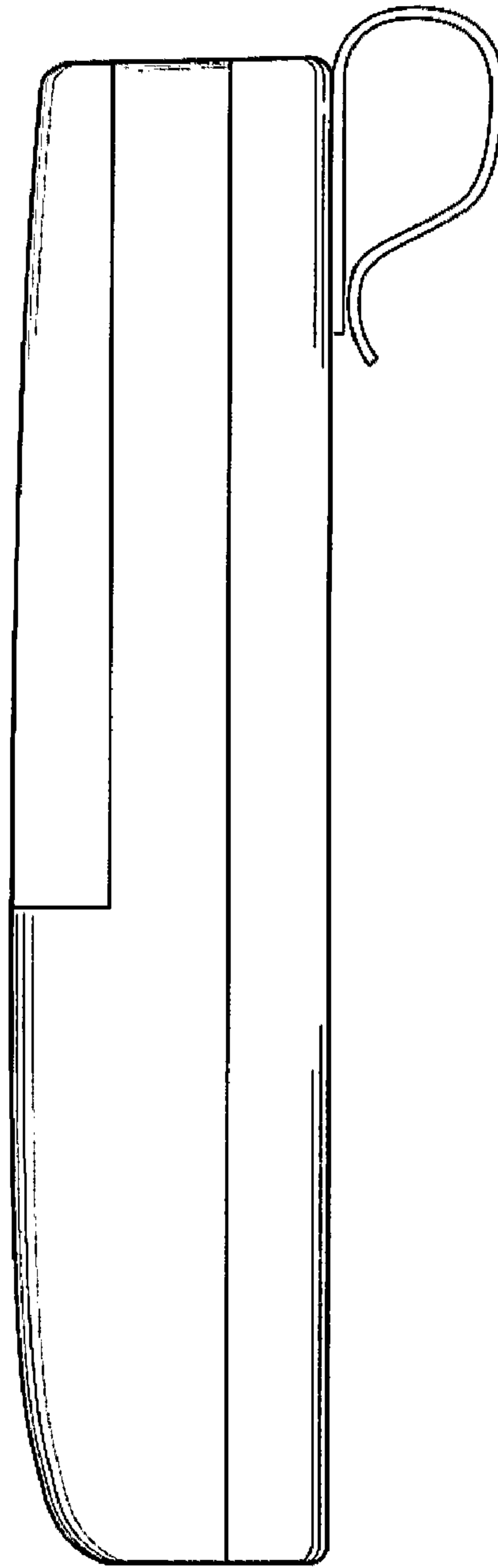
**FIG. 1**



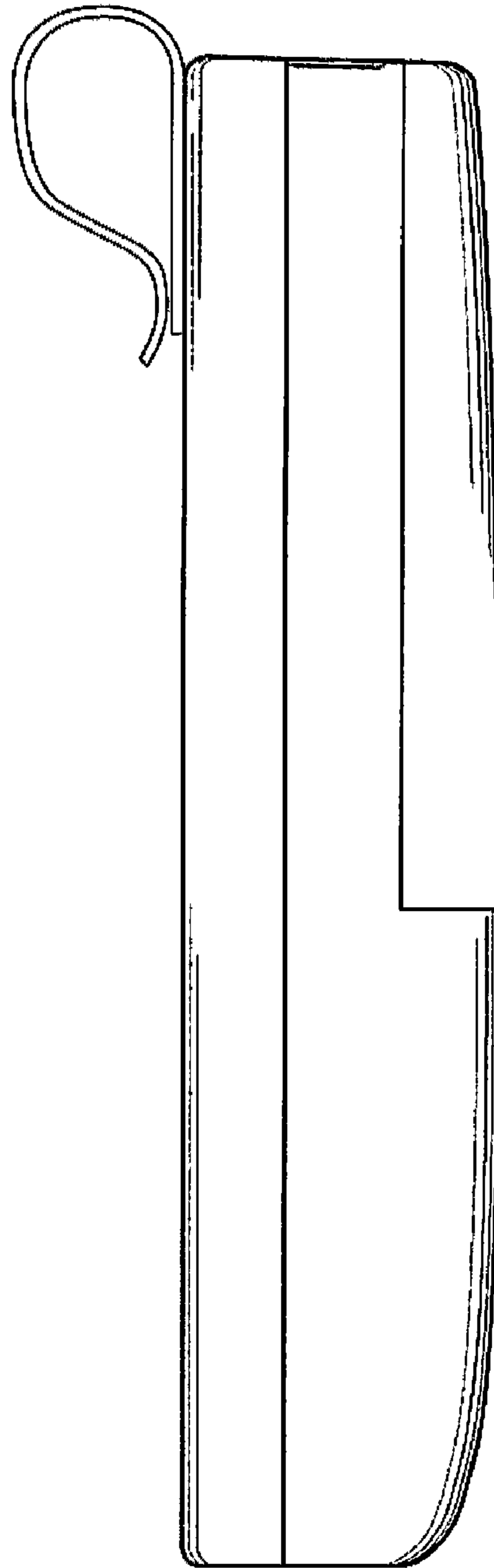
**FIG. 2**



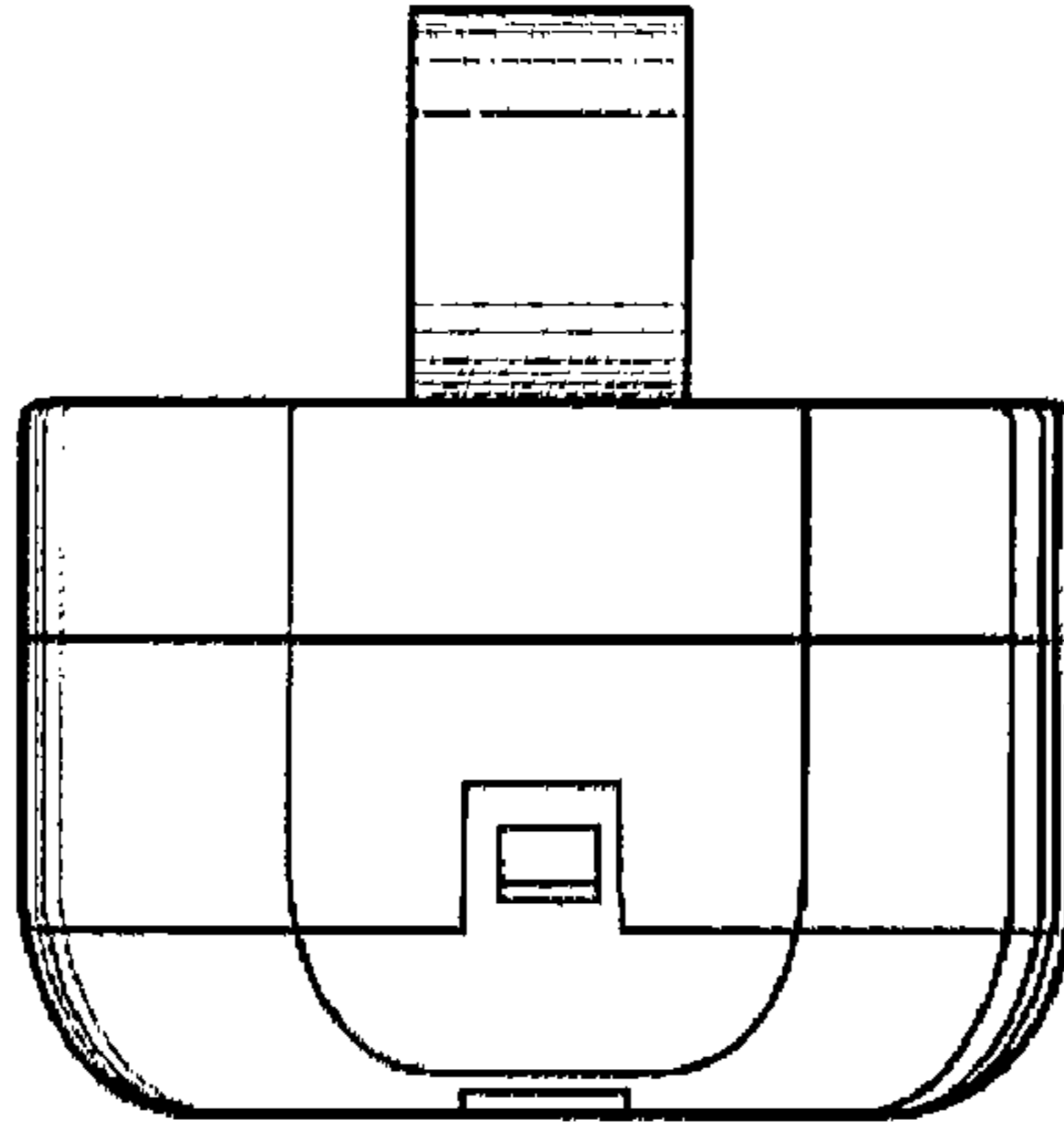
**FIG. 3**



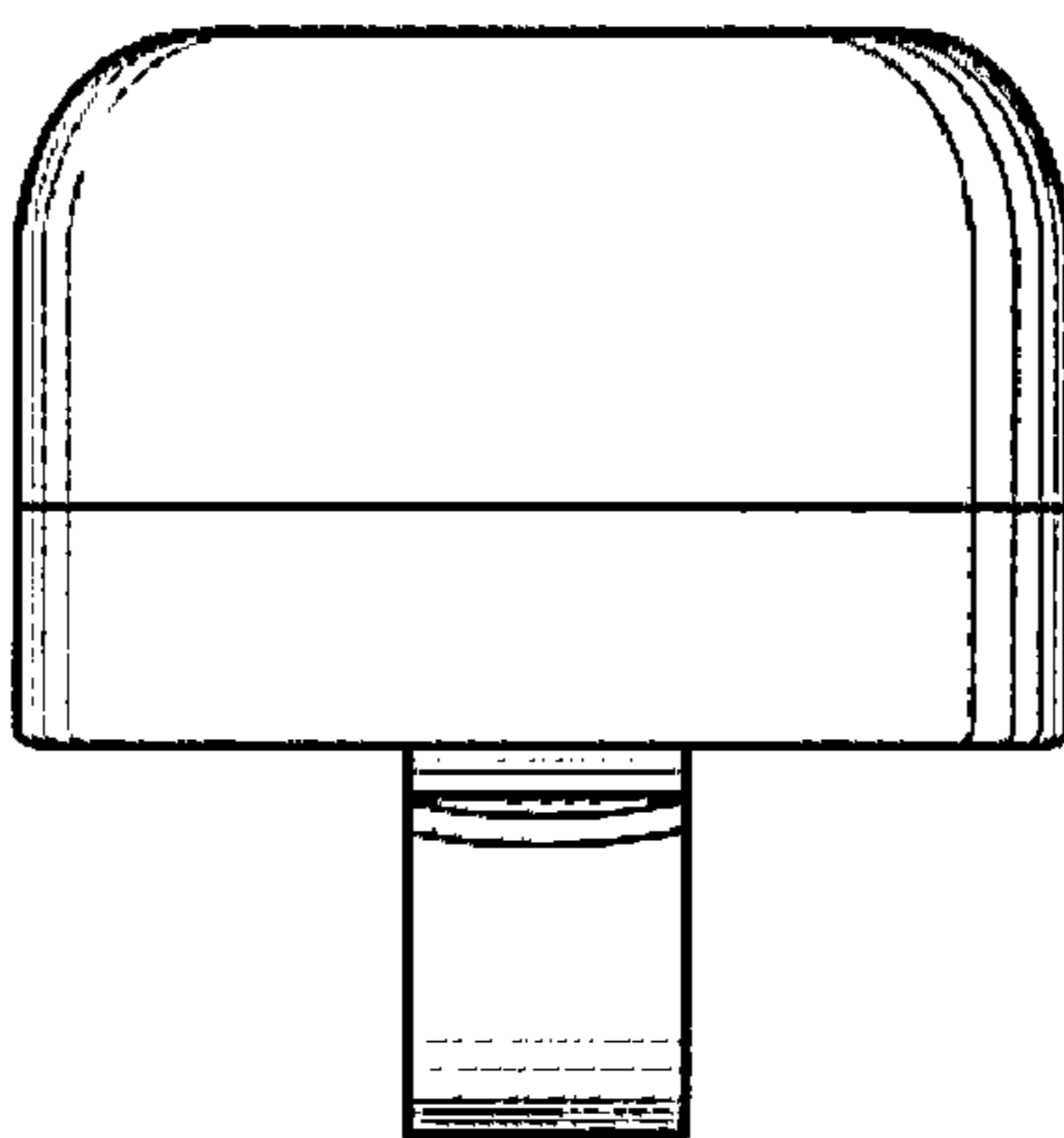
**FIG. 4**



**FIG. 5**



**FIG. 6**



**FIG. 7**