



US00D676509S

(12) **United States Design Patent**
Kargetta

(10) **Patent No.:** **US D676,509 S**

(45) **Date of Patent:** **** Feb. 19, 2013**

(54) **GOLF PUTTER HEAD**

(76) **Inventor:** **David James Kargetta**, New Smyrna Beach, FL (US)

(**) **Term:** **14 Years**

(21) **Appl. No.:** **29/413,617**

(22) **Filed:** **Feb. 17, 2012**

(51) **LOC (9) Cl.** **21-02**

(52) **U.S. Cl.** **D21/736**

(58) **Field of Classification Search** D21/736-746;
473/324-331, 340-341, 251-256

See application file for complete search history.

(56) **References Cited**

U.S. PATENT DOCUMENTS

D248,783 S *	8/1978	Long	D21/741
D256,262 S *	8/1980	Benson	D21/745
D300,443 S *	3/1989	Antonious	D21/742
D300,444 S *	3/1989	Antonious	D21/745
D307,043 S *	4/1990	Werner	D21/740
D340,494 S *	10/1993	Werner et al.	D21/744
D347,253 S *	5/1994	Cook	D21/744
5,489,097 A *	2/1996	Simmons	473/326

D381,383 S *	7/1997	Brett	D21/744
D398,353 S *	9/1998	Wooten	D21/742
7,331,876 B2 *	2/2008	Klein	473/251
D599,867 S *	9/2009	Teramoto	D21/736
D607,951 S *	1/2010	Teramoto	D21/736

* cited by examiner

Primary Examiner — Mitchell Siegel


(57) **CLAIM**

The ornamental design for a golf putter head, as shown.

DESCRIPTION

FIG. 1 is a perspective view of a right-handed golf putter head showing my new design;
 FIG. 2 is a top plan view thereof;
 FIG. 3 is a rear side elevation view thereof;
 FIG. 4 is a face side elevation view thereof; and,
 FIG. 5 is a toe side elevation view thereof; and the opposite (heel) side is a mirror image of it.
 The bottom plan view is not shown, as it is plain and flat in shape, except the radii on periphery.

1 Claim, 2 Drawing Sheets






FIG. 1

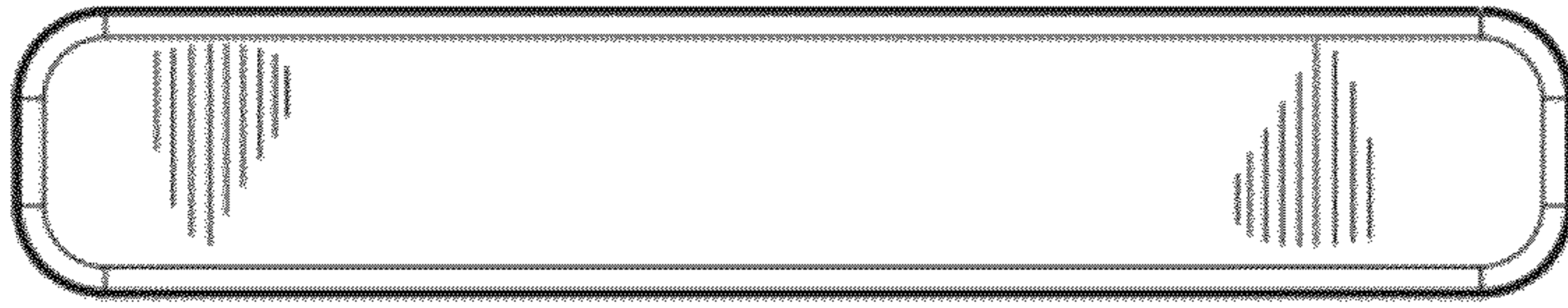


FIG. 4

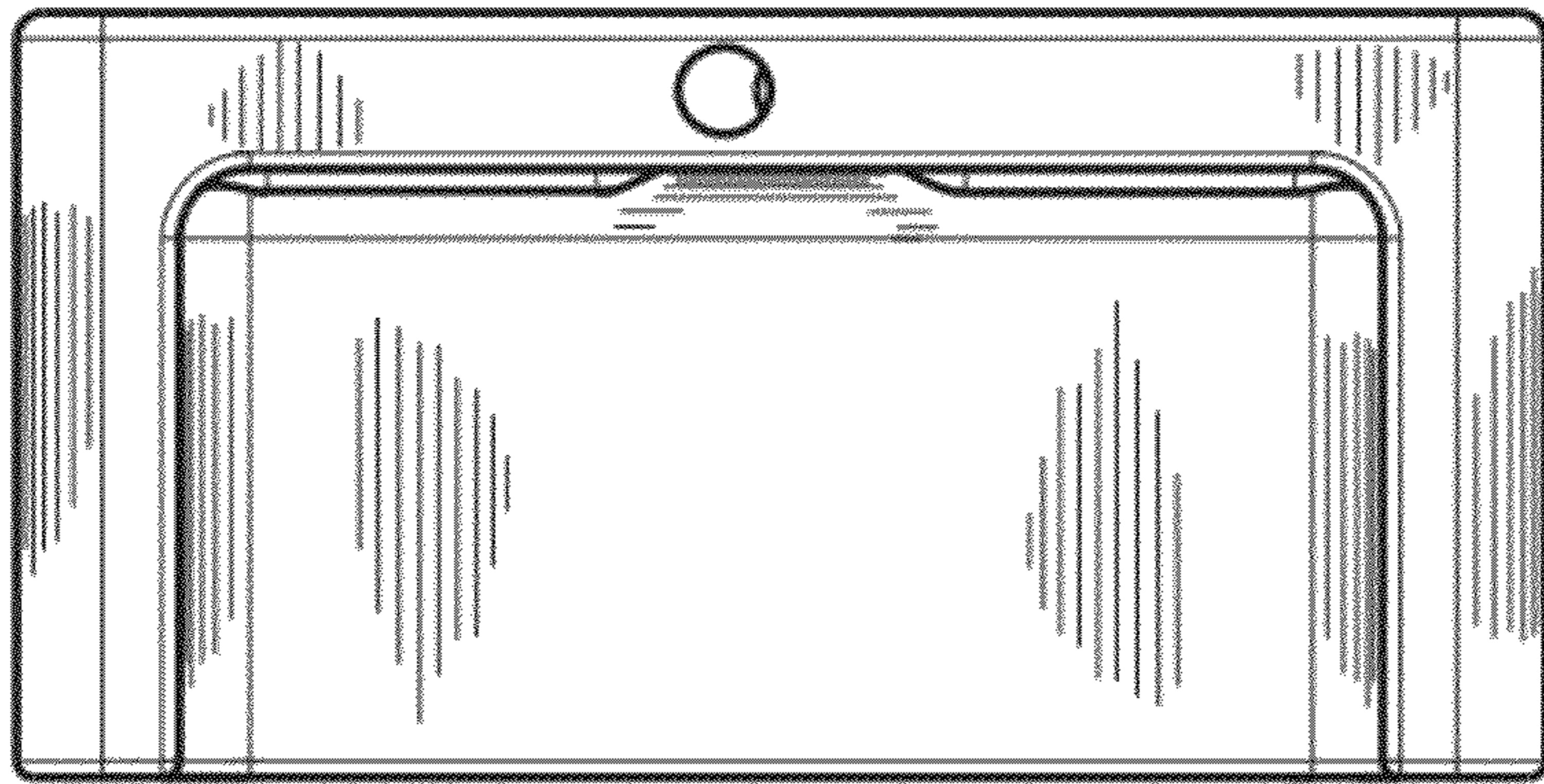


FIG. 2




FIG. 5

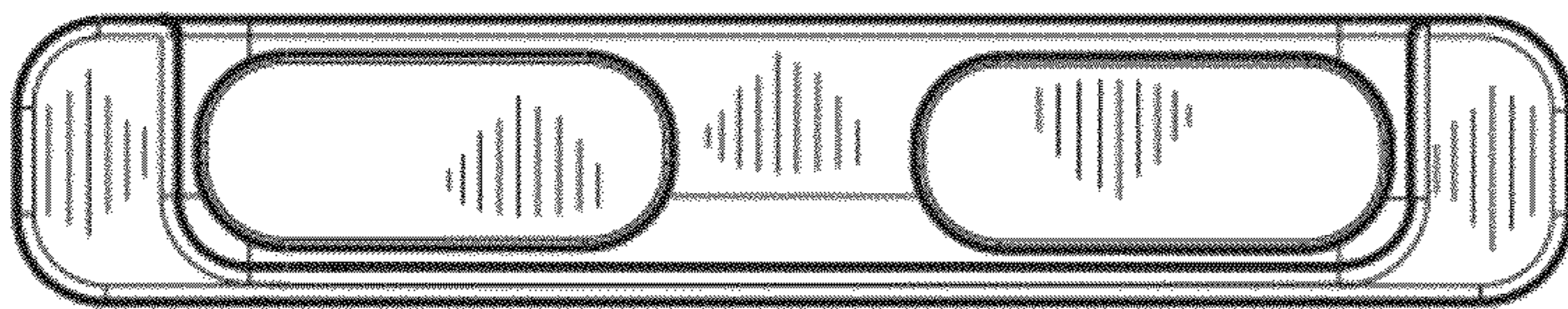


FIG. 3