

US00D676501S

(12) **United States Design Patent**  
**Umezawa**

(10) **Patent No.:** **US D676,501 S**  
(45) **Date of Patent:** **\*\* Feb. 19, 2013**

(54) **TOY FOR BATTLE DRIVING**

(75) Inventor: **Ryutaro Umezawa**, Tokyo (JP)

(73) Assignee: **Tomy Company, Ltd.** (JP)

(\*\*) Term: **14 Years**

(21) Appl. No.: **29/425,805**

(22) Filed: **Jun. 27, 2012**

(30) **Foreign Application Priority Data**

Dec. 28, 2011 (CN) ..... 2011 3 0503180

(51) **LOC (9) Cl.** ..... **21-01**

(52) **U.S. Cl.** ..... **D21/557**

(58) **Field of Classification Search** ..... D21/533,  
D21/537, 539, 556, 557, 431; D12/1, 3,  
D12/12, 14; D15/10-12, 22-25; 446/89,  
446/176, 424-427, 429, 433, 435, 470, 475;  
89/36.08; 124/67

See application file for complete search history.

(56) **References Cited**

**U.S. PATENT DOCUMENTS**

D193,771 S \* 10/1962 Bauer ..... D12/12  
D251,208 S \* 2/1979 Behling et al. .... D21/557  
D258,223 S \* 2/1981 Itakura ..... D21/539  
4,248,006 A \* 2/1981 Jones et al. .... 446/89  
D258,747 S \* 3/1981 Burtoft et al. .... D21/539

D274,344 S \* 6/1984 Boudreaux et al. .... D21/533  
D278,732 S \* 5/1985 Ohkado ..... D21/578  
D290,479 S \* 6/1987 Jones et al. .... D21/557  
D290,625 S \* 6/1987 Li ..... D21/582  
D293,256 S \* 12/1987 Suzuki ..... D21/533  
D422,322 S \* 4/2000 Wei ..... D21/451  
D424,134 S \* 5/2000 Hollis et al. .... D21/556  
D424,634 S \* 5/2000 Hollis et al. .... D21/548  
D527,773 S \* 9/2006 Proch et al. .... D21/548  
7,481,694 B1 \* 1/2009 Benbow ..... 446/454  
D636,824 S \* 4/2011 Wensel et al. .... D21/539

\* cited by examiner

*Primary Examiner* — Cynthia M Chin

(74) *Attorney, Agent, or Firm* — Cantor Colburn LLP

(57) **CLAIM**

The ornamental design for a toy for battle driving, as shown and described.

**DESCRIPTION**

FIG. 1 is a perspective view of a toy for battle driving showing my new design;

FIG. 2 is a further perspective view thereof;

FIG. 3 is a front view thereof;

FIG. 4 is a rear view thereof;

FIG. 5 is a left side view thereof;

FIG. 6 is a right side view thereof;

FIG. 7 is a top plan view thereof; and,

FIG. 8 is a bottom plan view thereof.

**1 Claim, 8 Drawing Sheets**







FIG. 1






FIG. 2






FIG. 3






FIG. 4




FIG. 5






FIG. 6






FIG. 7






FIG. 8

