



US00D676492S

(12) **United States Design Patent**
Bengyak

(10) **Patent No.:** **US D676,492 S**

(45) **Date of Patent:** **** Feb. 19, 2013**

(54) **HAND SIGN**

Primary Examiner — Mary Ann Calabrese

(76) Inventor: **Christopher Edward Bengyak**, Vero Beach, FL (US)

(57) **CLAIM**
The ornamental design for a hand sign, as shown and described.

(**) Term: **14 Years**

DESCRIPTION

(21) Appl. No.: **29/421,260**

(22) Filed: **Jun. 21, 2012**

Related U.S. Application Data

(63) Continuation-in-part of application No. 29/374,197, filed on Jul. 13, 2011, now Pat. No. Des. 664,207.

(51) **LOC (9) Cl.** **20-03**

(52) **U.S. Cl.** **D20/33; D20/29**

(58) **Field of Classification Search** D20/10, D20/19, 29-33, 35, 36, 99; 40/446, 538, 40/541, 584, 586; D2/615; D10/109.1, 109.2; D18/24; D11/131, 158, 159; D21/400
See application file for complete search history.

FIG. 1 is a right-side elevational view of a first embodiment of a left-hand hand sign according to the invention;
FIG. 2 is a left-side elevational view of the left-hand hand sign of FIG. 1;
FIG. 3 is an enlarged rear elevational view of the left-hand hand sign of FIG. 1;
FIG. 4 is an enlarged top plan view of the left-hand hand sign of FIG. 1;
FIG. 5 is an enlarged bottom plan view of the left-hand hand sign of FIG. 1;
FIG. 6 is an enlarged front elevational view of the left-hand hand sign of FIG. 1;
FIG. 7 is a perspective view from below the rear of the left side of the left-hand hand sign of FIG. 2;
FIG. 8 is a perspective view from above the front of the left side of the left-hand hand sign of FIG. 2;
FIG. 9 is a left-side elevational view of a second embodiment of a right-hand hand sign according to the invention;
FIG. 10 is a right-side elevational view of the right-hand hand sign of FIG. 9;
FIG. 11 is an enlarged front elevational view of the right-hand hand sign of FIG. 9;
FIG. 12 is an enlarged top plan view of the right-hand hand sign of FIG. 9;
FIG. 13 is an enlarged bottom plan view of the right-hand hand sign of FIG. 9;
FIG. 14 is an enlarged rear elevational view of the right-hand hand sign of FIG. 9;
FIG. 15 is a perspective view from below the rear of the right side of the right-hand hand sign of FIG. 10; and,
FIG. 16 is a perspective view from above the front of the right side of the right-hand hand sign of FIG. 10.

(56) **References Cited**

U.S. PATENT DOCUMENTS

D295,640 S *	5/1988	Breault	D10/109.1
D360,653 S *	7/1995	McKee	D20/33
D429,285 S *	8/2000	Schini	D20/32
D472,916 S *	4/2003	Blanco et al.	D18/24
D617,976 S *	6/2010	Bengyak	D2/615
D633,945 S *	3/2011	Scott	D20/33
D633,946 S *	3/2011	Scott	D20/33
D641,791 S *	7/2011	Scott	D20/33
8,141,281 B2 *	3/2012	Sample et al.	40/586
D664,207 S *	7/2012	Bengyak	D20/29
D664,597 S *	7/2012	Bengyak	D20/29
D665,459 S *	8/2012	Bengyak	D20/29

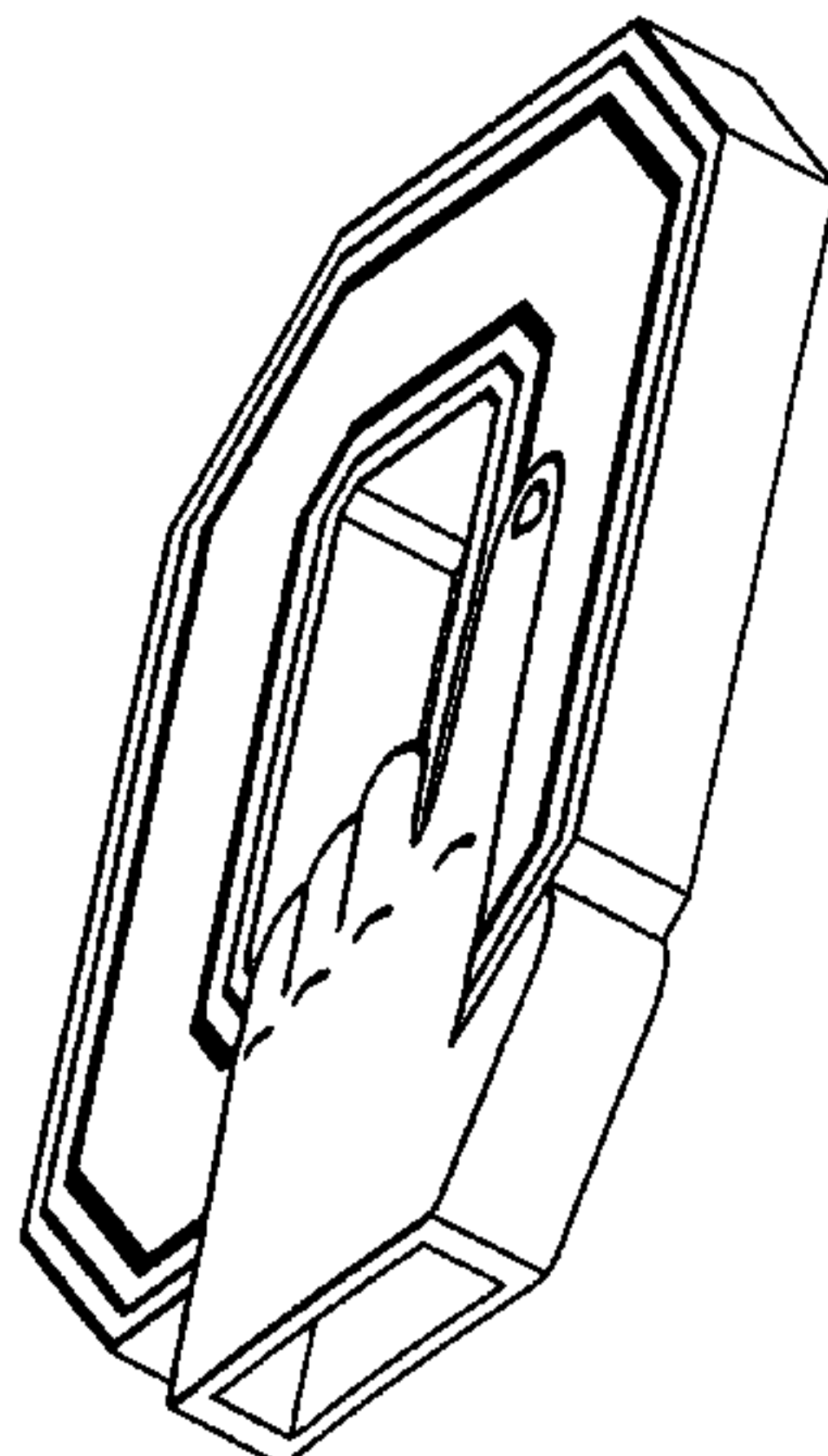
OTHER PUBLICATIONS

Stylized letter 'O'—Trademark Registration No. 2689612, Feb. 25, 2003 Ohio State University, The Institution Ohio Trademark Electronic Service System (TESS).*

The stylized letter 'O' is a registered trademark owned by OHIO STATE UNIVERSITY, THE INSTITUTION OHIO 190 NORTH OVAL MALL COLUMBUS OHIO 43210.

* cited by examiner

1 Claim, 6 Drawing Sheets






FIG. 1




FIG. 2



FIG. 4



FIG. 3



FIG. 6




FIG. 5

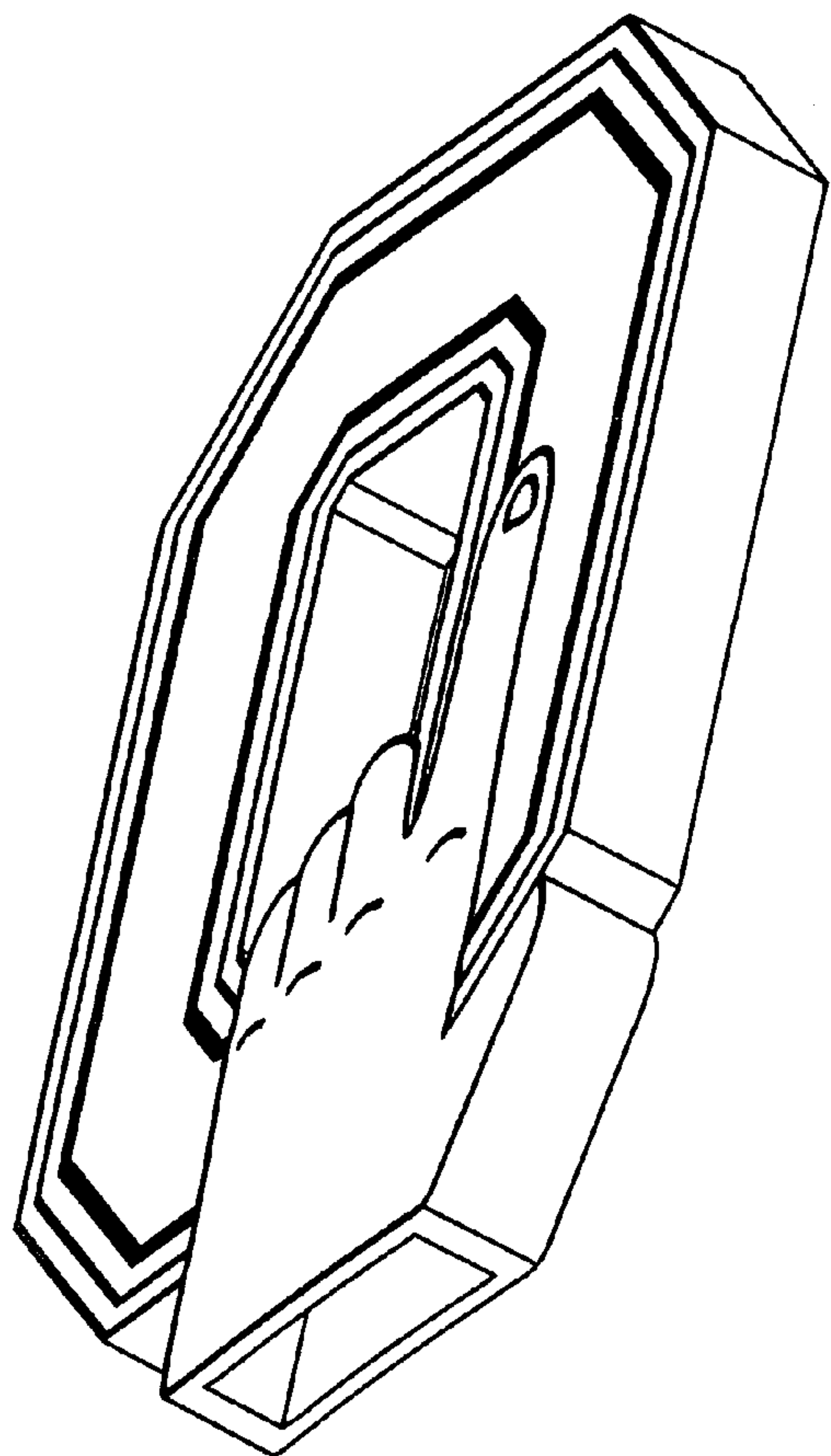


FIG. 7

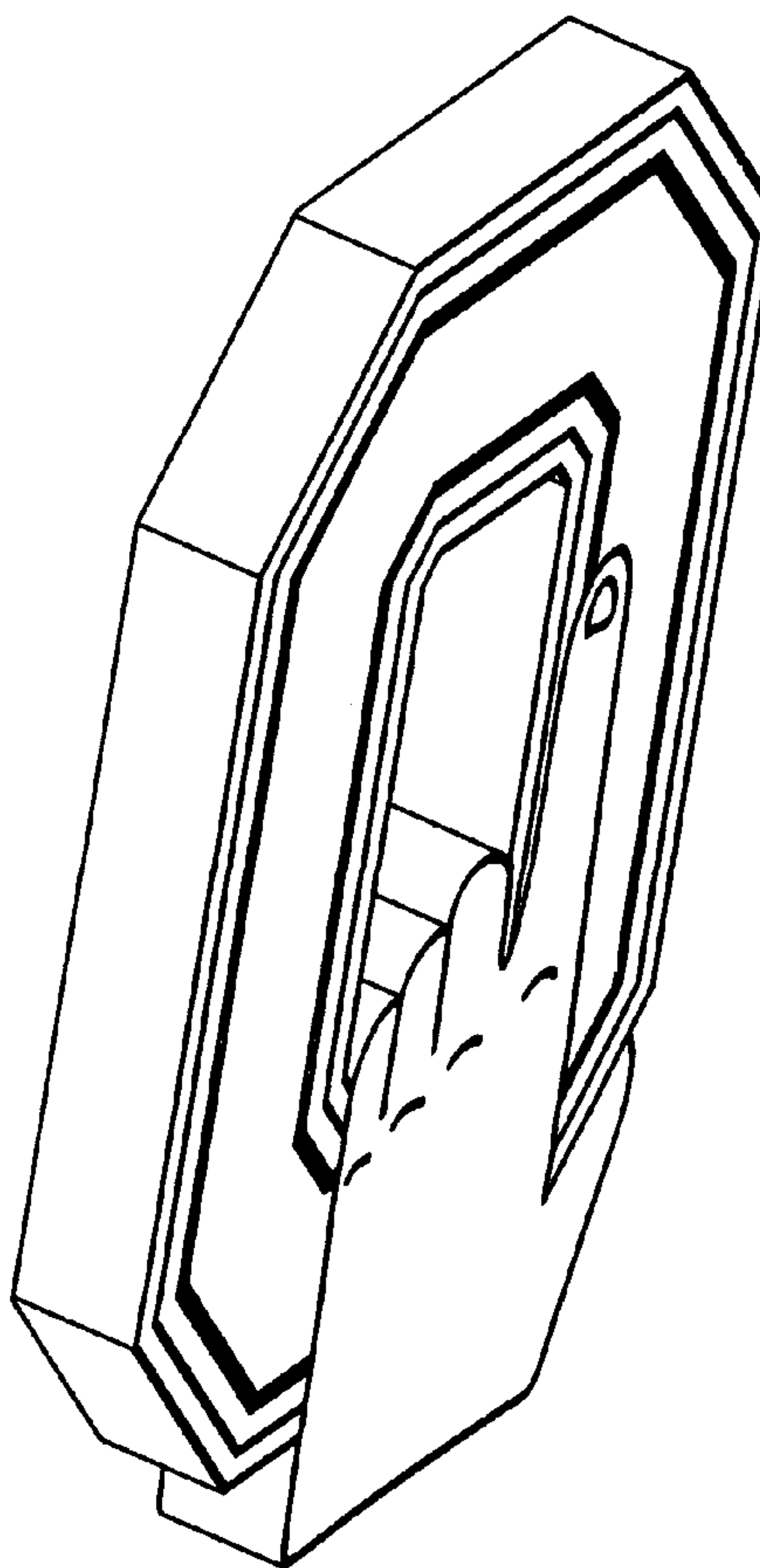


FIG. 8




FIG. 9

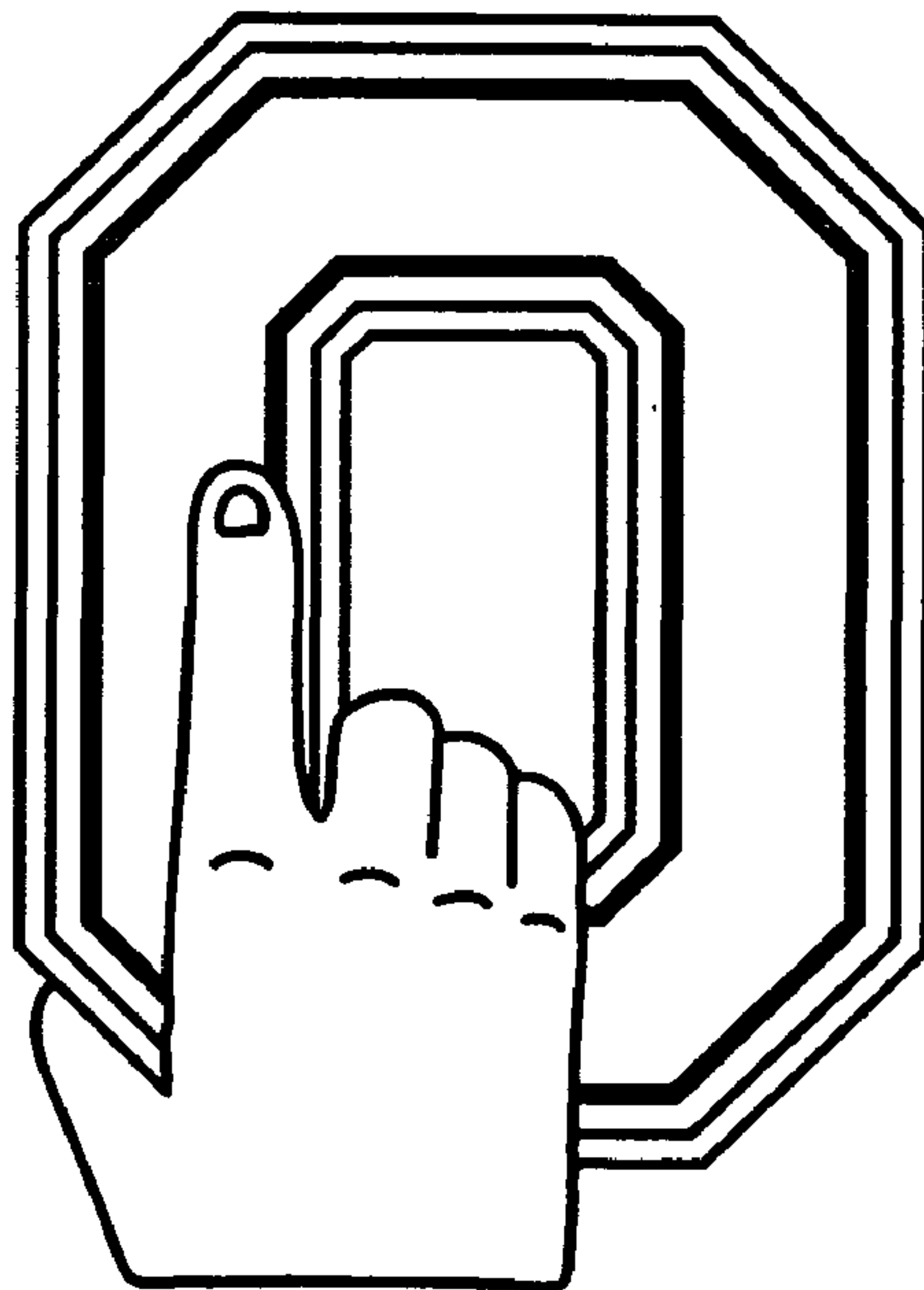


FIG. 10



FIG. 12




FIG. 11




FIG. 14

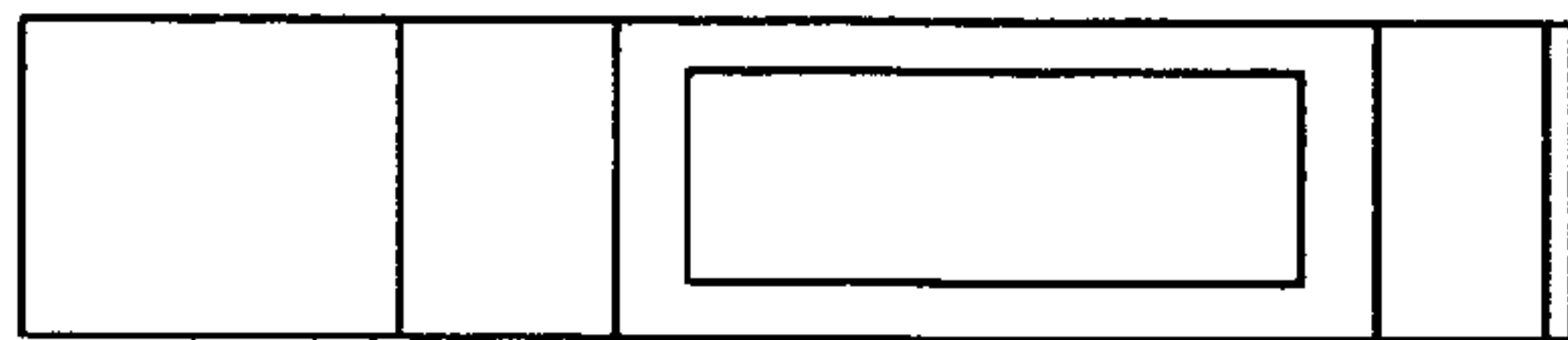


FIG. 13

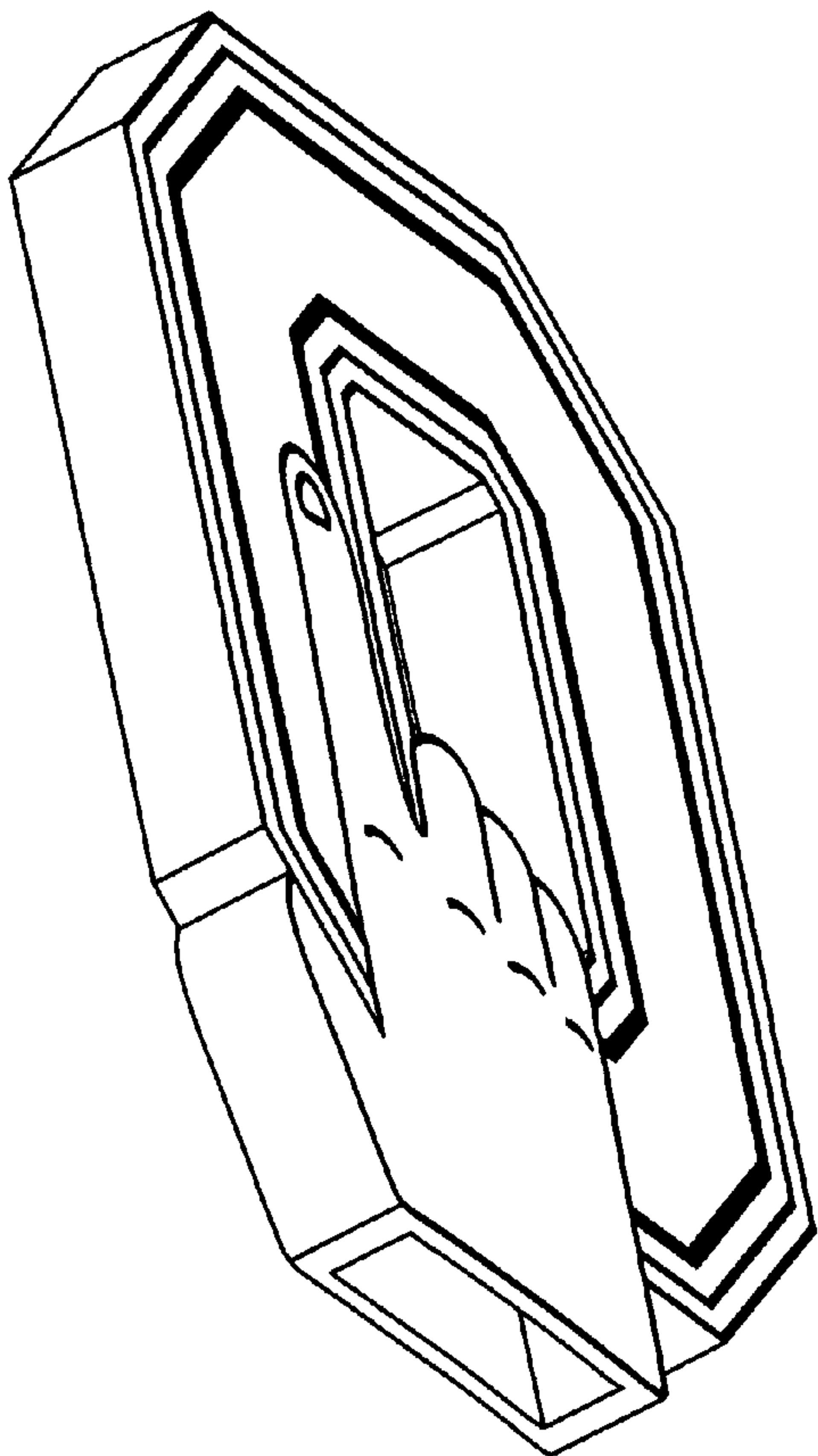


FIG. 15

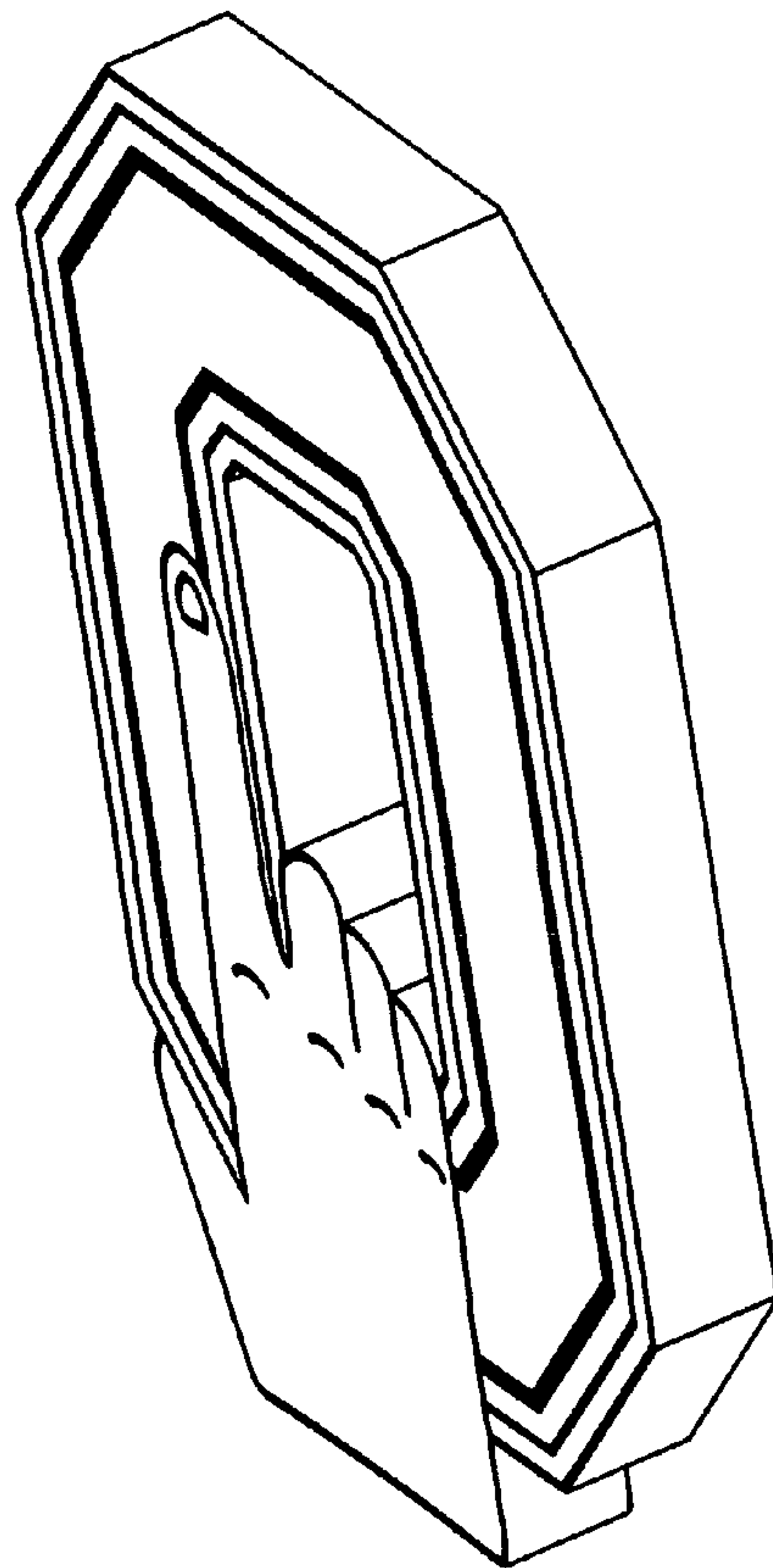


FIG. 16