



US00D676490S

(12) **United States Design Patent**
Bratter et al.

(10) **Patent No.:** **US D676,490 S**
(45) **Date of Patent:** **** Feb. 19, 2013**

- (54) **LABEL WITH PAD OF LABELS**
- (75) Inventors: **Adam Bratter**, Newport Coast, CA (US); **Douglas Wilson**, San Dimas, CA (US); **Debbie Caton**, Redondo Beach, CA (US); **Tracey Glenn**, Altadena, CA (US); **Peggy Diaz**, Ontario, CA (US)
- (73) Assignee: **Avery Dennison Corporation**, Pasadena, CA (US)
- (**) Term: **14 Years**
- (21) Appl. No.: **29/408,525**
- (22) Filed: **Dec. 13, 2011**

Related U.S. Application Data

- (62) Division of application No. 29/360,189, filed on Apr. 21, 2010.
- (51) **LOC (9) Cl.** **19-08**
- (52) **U.S. Cl.** **D20/27; D19/1**
- (58) **Field of Classification Search** D20/10, D20/11, 19, 22-28, 40, 99; 40/5, 124.01-124.09, 40/124.11-124.19, 124.191, 299.01, 300, 40/303, 305, 306, 309, 310, 312, 359, 360, 40/363, 446, 541, 584, 625, 638, 661; D19/1, D19/2, 9, 10, 26, 33, 86; D24/189; 206/447, 206/473; 281/38, 41, 42, 44, 51; 283/56, 283/61, 62, 67, 71, 75, 81, 103, 106, 115; 428/195.1, 40.1, 42.1-42.3, 43, 914; 462/63, 462/900

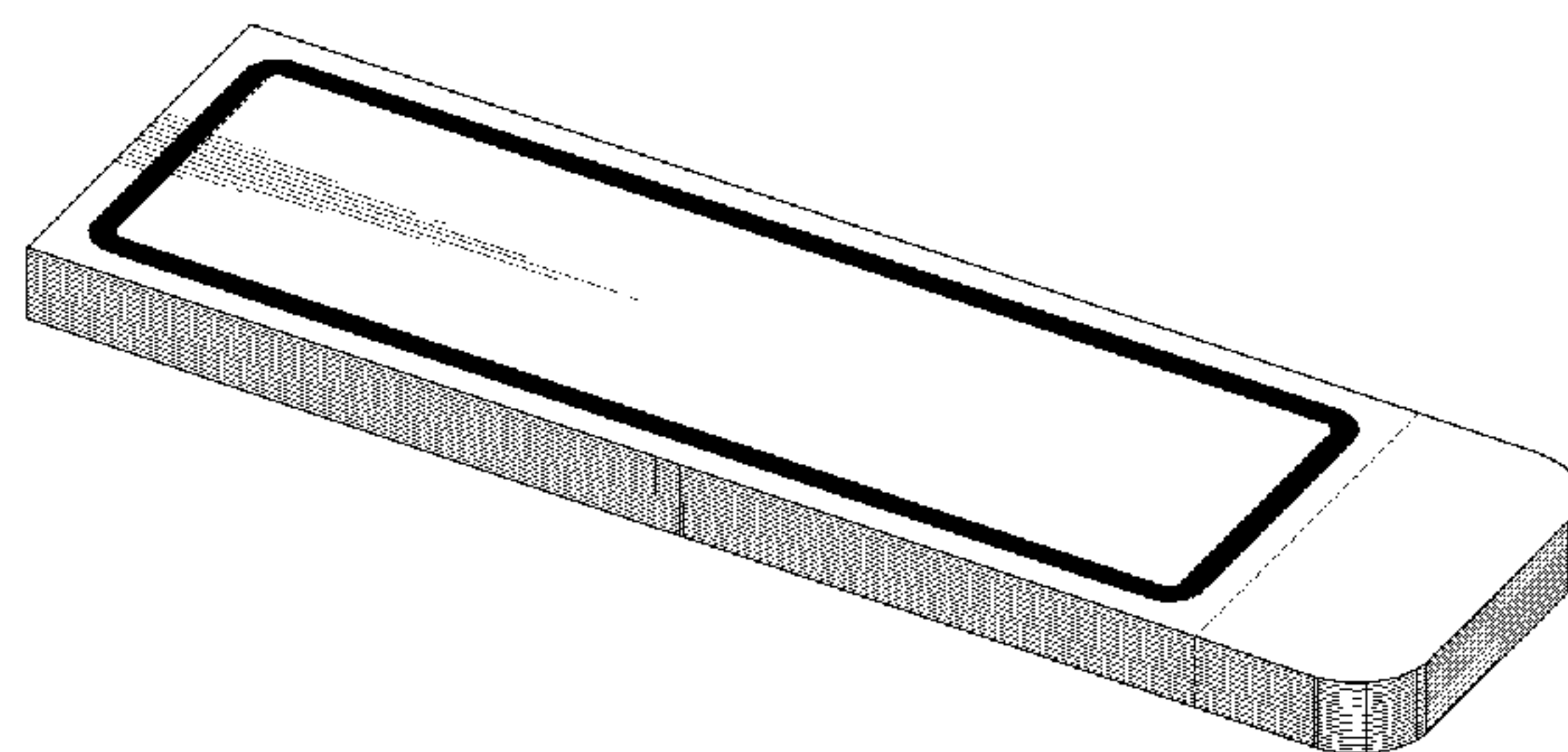
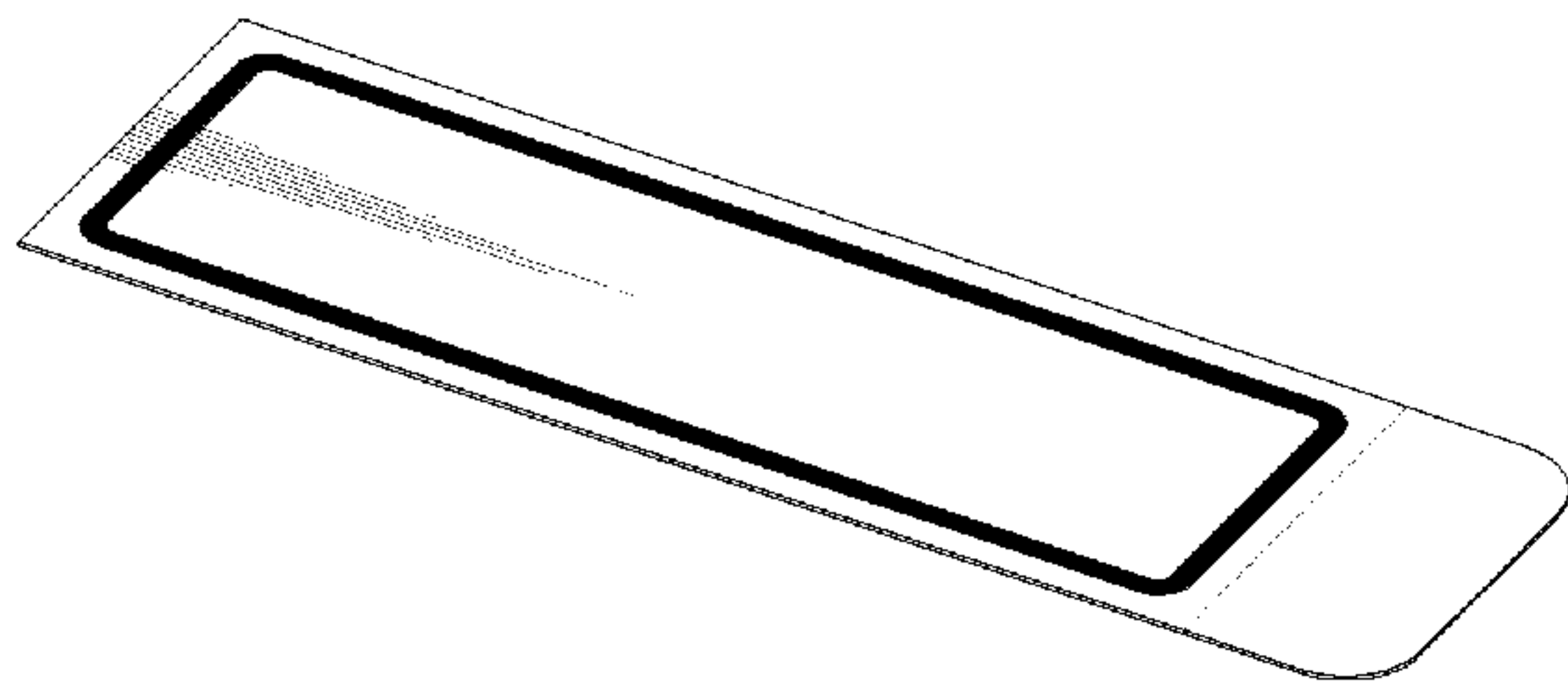
See application file for complete search history.

(56) **References Cited**

U.S. PATENT DOCUMENTS

- 167,045 A 8/1875 Wilkerson
- 616,438 A * 12/1898 Newkirk 283/117
- 959,938 A * 5/1910 Hunter 40/360
- 1,098,044 A 5/1914 Leitch
- D46,315 S 8/1914 Mettler
- 1,843,947 A * 2/1932 Ellery 281/38
- 1,873,610 A 8/1932 Lyon
- 2,103,389 A 12/1937 Salfisberg

- 2,170,147 A * 8/1939 Lane 206/447
- 2,192,472 A 3/1940 Huston
- 2,213,666 A 9/1940 Burke
- 2,248,317 A 7/1941 Van Cleef
- 2,415,248 A * 2/1947 Kenna et al. 40/641
- 2,486,840 A 11/1949 Harris
- 2,679,928 A 6/1954 Bishop, Jr. et al.
- 2,724,601 A 11/1955 Fuerst et al.
- 2,953,865 A * 9/1960 Heuser 40/638
- 3,065,978 A 11/1962 Stephens
- 3,583,358 A 6/1971 Hanson, Jr.
- 4,570,797 A 2/1986 Weinman
- 4,650,706 A 3/1987 Emmel
- 4,680,210 A 7/1987 Corcoran
- 4,696,706 A * 9/1987 Griffin et al. 156/62
- H377 H 12/1987 Greig
- D293,694 S 1/1988 Alden et al.
- 4,746,018 A 5/1988 Mueller
- 4,770,320 A 9/1988 Miles et al.
- 4,842,919 A 6/1989 David et al.
- 4,876,131 A 10/1989 Ashby et al.
- 4,895,746 A 1/1990 Mertens
- 4,927,179 A 5/1990 Ehret et al.
- 4,928,814 A 5/1990 Rondot et al.
- 4,970,984 A 11/1990 Vazquez
- 5,050,909 A 9/1991 Mertens et al.
- 5,064,222 A * 11/1991 Legault 283/71
- 5,153,041 A 10/1992 Clements et al.
- 5,154,962 A 10/1992 Mertens et al.
- 5,195,265 A 3/1993 Klingenberg
- 5,227,209 A 7/1993 Garland
- 5,283,091 A 2/1994 Darvell et al.
- 5,299,833 A 4/1994 Madole, Jr.
- 5,299,834 A 4/1994 Kraige
- 5,342,688 A 8/1994 Kitchin et al.
- 5,366,776 A 11/1994 Mertens
- D354,991 S 1/1995 DeSutter
- 5,390,819 A 2/1995 Kaye
- 5,464,672 A 11/1995 Jackson
- 5,484,168 A 1/1996 Chigot
- D368,487 S * 4/1996 Lindberg D19/1
- 5,607,067 A 3/1997 Morrissey
- 5,641,550 A 6/1997 Berman et al.
- 5,663,227 A 9/1997 Birkholz et al.
- 5,705,244 A 1/1998 Lee
- 5,743,565 A 4/1998 Zimmanck
- 5,755,355 A 5/1998 Timmerman et al.
- 5,756,187 A * 5/1998 Kuo et al. 428/195.1
- 5,782,494 A 7/1998 Crandall et al.
- D397,733 S 9/1998 Walker
- 5,827,591 A 10/1998 Blok et al.
- 5,863,629 A * 1/1999 Kuo et al. 428/40.1
- 5,874,144 A 2/1999 Kumar et al.



US D676,490 S

5,902,440 A 5/1999 Jenkins
 5,947,523 A 9/1999 Liegard
 5,948,494 A 9/1999 Levin
 5,958,536 A 9/1999 Gelsing et al.
 5,964,375 A * 10/1999 Carlson et al. 221/45
 5,989,667 A 11/1999 Tayebi
 6,045,002 A 4/2000 Wierschke
 6,071,583 A * 6/2000 Pomerantz 428/40.1
 6,096,469 A 8/2000 Anderson et al.
 6,129,965 A 10/2000 Langan
 6,132,831 A * 10/2000 Thomas-Cote 428/43
 D433,838 S 11/2000 O'Hara
 6,150,035 A 11/2000 DeFife et al.
 6,168,848 B1 1/2001 Heath
 6,231,943 B1 5/2001 Nijboer et al.
 6,254,955 B1 7/2001 Kuo et al.
 6,268,032 B1 7/2001 Mertens et al.
 6,286,871 B1 9/2001 Spector et al.
 6,296,932 B1 10/2001 Crandall et al.
 6,326,072 B1 12/2001 Ojeda et al.
 6,352,751 B1 3/2002 Miles et al.
 6,352,766 B1 3/2002 Crandall et al.
 6,403,189 B1 * 6/2002 Donahue 428/40.1
 6,435,967 B1 * 8/2002 Michlin 462/63
 6,471,817 B1 10/2002 Emmert
 6,482,487 B1 11/2002 Donahue
 6,503,591 B2 1/2003 Kuo et al.
 6,514,585 B1 2/2003 Pearson et al.
 6,544,640 B1 4/2003 Miles et al.
 D483,405 S * 12/2003 Bratter et al. D19/2
 6,703,096 B2 3/2004 Sabella
 6,712,396 B2 * 3/2004 Derraugh 281/38
 D491,606 S * 6/2004 Jour D19/86
 6,756,100 B2 6/2004 Pearson et al.
 6,773,769 B1 8/2004 Schulz
 6,886,685 B2 5/2005 Slater
 6,979,480 B1 12/2005 Schulz et al.
 D519,566 S 4/2006 Jour
 7,040,051 B2 5/2006 Windorski
 7,073,692 B2 7/2006 Weyts
 7,128,957 B2 * 10/2006 Bratter 428/40.1
 7,182,217 B2 2/2007 Windorski et al.
 7,225,570 B2 6/2007 Windorski
 7,288,163 B2 10/2007 Weirather et al.
 D555,511 S * 11/2007 Warmka et al. D9/722
 7,290,953 B2 11/2007 Regala
 D556,829 S 12/2007 Jour
 7,306,690 B2 12/2007 Hodsdon et al.
 7,351,457 B1 4/2008 Williard
 7,374,631 B1 5/2008 Weirather et al.
 D610,612 S * 2/2010 Rhee D19/26
 D613,451 S 4/2010 Welsh
 7,901,719 B2 3/2011 Aldridge
 2002/0160183 A1 10/2002 Hanakawa
 2002/0192415 A1 12/2002 Vogler et al.
 2003/0077413 A1 4/2003 Shah
 2003/0082327 A1 5/2003 Pearson et al.
 2003/0184636 A1 10/2003 Graham et al.
 2004/0108228 A1 6/2004 Rall et al.
 2004/0217022 A1 11/2004 Irvine et al.
 2005/0000842 A1 1/2005 Timmerman et al.
 2005/0076550 A1 4/2005 Sills
 2005/0095384 A1 5/2005 Wittmeyer
 2006/0024462 A1 2/2006 Kuo et al.
 2006/0046592 A1 3/2006 Novelli
 2006/0062956 A1 3/2006 Chandaria et al.
 2006/0068143 A1 3/2006 Chandaria et al.
 2006/0068145 A1 3/2006 Chandaria
 2006/0088683 A1 4/2006 Wilson
 2006/0134363 A1 6/2006 Nadeau et al.
 2006/0138768 A1 6/2006 Abaygar et al.
 2006/0151098 A1 7/2006 Rutsky
 2006/0154098 A1 7/2006 Dollase et al.
 2006/0198979 A1 9/2006 McConkie et al.
 2006/0216451 A1 9/2006 Weiner et al.
 2007/0059472 A1 3/2007 Kitchin
 2008/0011626 A1 1/2008 Bodziak et al.
 2008/0020163 A1 * 1/2008 Salva Calcagno 428/40.1
 2008/0061547 A1 3/2008 Jour

2008/0085384 A1 4/2008 Ylitalo et al.
 2008/0085385 A1 4/2008 Ylitalo et al.
 2008/0113139 A1 5/2008 Tokutsu et al.
 2008/0190799 A1 8/2008 Dotta
 2009/0039638 A1 2/2009 Jour
 2009/0075007 A1 3/2009 Kitchin et al.
 2009/0160173 A1 6/2009 Jour
 2010/0116425 A1 5/2010 Konsti et al.
 2011/0259775 A1 * 10/2011 Bratter et al. 206/449

FOREIGN PATENT DOCUMENTS

DE	10140274	1/2003
EP	0309107	7/1993
EP	0579423	4/1997
EP	885752	12/1998
EP	1174845	1/2002
EP	1574357	5/2007
GB	752968	7/1956
WO	WO 02/100655 A1	12/2002

OTHER PUBLICATIONS

Office action dated Jul. 27, 2010 from related Canadian Application No. 135694.
 Response dated Nov. 29, 2010 from related Canadian Application No. 135694.
 Office action dated Jan. 4, 2011 from related Canadian Application No. 135694.
 Response dated Apr. 15, 2011 from related Canadian Application No. 135694.
 Patent issued Sep. 30, 2011 from related Canadian Application No. 135694.
 Patent issued Sep. 30, 2011 from related Canadian Application No. 138153.
 Office action dated Dec. 17, 2010 from related Canadian Application No. 138154.
 Response dated Apr. 15, 2011 from related Canadian Application No. 138154.
 Patent issued Sep. 30, 2011 from related Canadian Application No. 138154.
 Patent issued Sep. 30, 2011 from related Canadian Application No. 138155.
 Patent issued Sep. 30, 2011 from related Canadian Application No. 138156.
 Patent issued Sep. 30, 2011 from related Canadian Application No. 138157.
 Patent issued Sep. 30, 2011 from related Canadian Application No. 138158.
 Office action dated Dec. 17, 2010 from related Canadian Application No. 138150.
 Response dated Apr. 15, 2011 from related Canadian Application No. 138150.
 Patent issued Sep. 30, 2011 from related Canadian Application No. 138150.
 Patent issued Sep. 30, 2011 from related Canadian Application No. 138150.
 Patent issued Sep. 30, 2011 from related Canadian Application No. 138152.
 Office action dated Mar. 11, 2011 from related Mexican Application No. MX/f/2010/001410.
 Response dated Jun. 20, 2011 from related Mexican Application No. MX/f/2010/001410.
 Notice of allowance dated Jul. 18, 2011 from related Mexican Application No. MX/f/2010/001410.
 Notice of allowance dated Nov. 15, 2011 from related Mexican Application No. MX/f/2011/002025.
 Notice of allowance dated Nov. 15, 2011 from related Mexican Application No. MX/f/2011/002026.
 Notice of allowance dated Sep. 15, 2011 from related Mexican Application No. MX/f/2011/002027.
 Notice of allowance dated Nov. 15, 2011 from related Mexican Application No. MX/f/2011/002028.
 Notice of allowance dated Nov. 15, 2011 from related Mexican Application No. MX/f/2011/002029.

Notice of allowance dated Sep. 15, 2011 from related Mexican Application No. MX/f/2011/002030.
 Notice of allowance dated Sep. 15, 2011 from related Mexican Application No. MX/f/2011/002031.
 Office action dated Jun. 24, 2011 from prior U.S. Appl. No. 29/360,189.
 Response dated Dec. 15, 2011 from prior U.S. Appl. No. 29/360,189.
 Restriction requirement dated Mar. 17, 2011 from prior U.S. Appl. No. 29/360,189.
 Amendment and response dated Apr. 5, 2011 from prior U.S. Appl. No. 29/360,189.
 Restriction requirement dated Mar. 2, 2012 from prior U.S. Appl. No. 12/831,245.
 Transparent Stick Notes; Global b2b Network—Nov. 22, 2008; http://replay.waybackmachine.org/20081122094958/http://www.global-b2b-network.com/b2b/51/52/1060/label_sticker_and_self_adhesive_note.html.
 Patent issued Sep. 30, 2011 from related Canadian Application No. 140221.
 Patent issued Sep. 30, 2011 from related Canadian Application No. 140219.
 Patent issued Sep. 30, 2011 from related Canadian Application No. 140220.
 Restriction requirement dated Feb. 10, 2012 from related U.S. Appl. No. 29/360,189.
 Response dated Aug. 9, 2012 from related U.S. Appl. No. 29/360,189.
 Non-final action dated May 10, 2012 from related U.S. Appl. No. 29/408,527.
 Ex Parte Quayle Action dated Jun. 21, 2012 from related U.S. Appl. No. 29/408,528.
 Response dated Aug. 21, 2012 from related U.S. Appl. No. 29/408,528.
 Ex Parte Quayle Action dated Jun. 22, 2012 from related U.S. Appl. No. 29/408,529.
 Aug. 21, 2012 ('529)—Ex Parte Quayle Response dated Aug. 21, 2012 from related U.S. Appl. No. 29/408,529.
 International Search Report for Application No. PCT/US12/040793 filed Jun. 4, 2012, dated Aug. 22, 2012, mailed Aug. 29, 2012, 3 pages.
 Written Opinion for Application No. PCT/US12/040793 filed Jun. 4, 2012, dated Aug. 22, 2012, mailed Aug. 29, 2012, 7 pages.
 U.S. Office Action for U.S. Appl. No. 12/831,245; dated Sep. 11, 2012; 21 pages.
 U.S. Final Office Action for U.S. Appl. No. 29/360,189; dated Oct. 2, 2012; 6 pages.
 U.S. Notice of Allowance for U.S. Appl. No. 29/480,528; dated Oct. 2, 2012; 11 pages.
 U.S. Notice of Allowance for U.S. Appl. No. 29/480,529; dated Oct. 2, 2012; 11 pages.
 U.S. Final Office Action for U.S. Appl. No. 29/480,527; dated Nov. 6, 2012; 6 pages.

* cited by examiner

Primary Examiner — Mary Ann Calabrese
 (74) *Attorney, Agent, or Firm* — Christie, Parker & Hale, LLP

(57) **CLAIM**

We claim the ornamental design for label with pad of labels, as shown and described.

DESCRIPTION

FIG. 1 is a top perspective view of a label embodying our new design.
 FIG. 2 is a top plan view of the label of FIG. 1.
 FIG. 3 is a bottom plan view of the label of FIG. 1, the bottom surface of the label having a region of adhesive.
 FIG. 4 is a front-edge elevational view of the label of FIG. 1.

FIG. 5 is a back-edge elevational view of the label of FIG. 1.
 FIG. 6 is a left-side elevational view of the label of FIG. 1.
 FIG. 7 is a right-side elevational view of the label of FIG. 1.
 FIG. 8 is a top perspective view of an alternative embodiment showing a pad of labels that includes the label of FIG. 1 with a bottom carrier sheet.
 FIG. 9 is a top plan view of the pad of labels of FIG. 8.
 FIG. 10 is a bottom plan view of the pad of labels of FIG. 8.
 FIG. 11 is a front-edge elevational view of the pad of labels of FIG. 8.
 FIG. 12 is a back-edge elevational view of the pad of labels of FIG. 8.
 FIG. 13 is a left-side elevational view of the pad of labels of FIG. 8.
 FIG. 14 is a right-side elevational view of the pad of labels of FIG. 8.
 FIG. 15 is a top perspective view of an alternative embodiment showing two pads of labels that include the label of FIG. 1 with a shared bottom backing card.
 FIG. 16 is a top plan view of the two pads of labels of FIG. 15.
 FIG. 17 is a bottom plan view of the two pads of labels of FIG. 15.
 FIG. 18 is a front-edge elevational view of the two pads of labels of FIG. 15.
 FIG. 19 is a back-edge elevational view of the two pads of labels of FIG. 15.
 FIG. 20 is a left-side elevational view of the two pads of labels of FIG. 15.
 FIG. 21 is a right-side elevational view of the two pads of labels of FIG. 15.
 FIG. 22 is a top perspective view of an alternative embodiment showing three pads of labels that include the label of FIG. 1 with a shared bottom backing card.
 FIG. 23 is a top plan view of the three pads of labels of FIG. 22.
 FIG. 24 is a bottom plan view of the three pads of labels of FIG. 22.
 FIG. 25 is a front-edge elevational view of the three pads of labels of FIG. 22.
 FIG. 26 is a back-edge elevational view of the three pads of labels of FIG. 22.
 FIG. 27 is a left-side elevational view of the three pads of labels of FIG. 22.
 FIG. 28 is a right-side elevational view of the three pads of labels of FIG. 22.
 FIG. 29 is a top perspective view of another label embodying our new design.
 FIG. 30 is a top plan view of the label of FIG. 29.
 FIG. 31 is a bottom plan view of the label of FIG. 29, the bottom surface of the label having a region of adhesive.
 FIG. 32 is a front-edge elevational view of the label of FIG. 29.
 FIG. 33 is a back-edge elevational view of the label of FIG. 29.
 FIG. 34 is a left-side elevational view of the label of FIG. 29.
 FIG. 35 is a right-side elevational view of the label of FIG. 29.
 FIG. 36 is a top perspective view of an alternative embodiment showing a pad of labels that include the label of FIG. 29 with a bottom carrier sheet.
 FIG. 37 is a top plan view of the pad of labels of FIG. 36.
 FIG. 38 is a bottom plan view of the pad of labels of FIG. 36.
 FIG. 39 is a front-edge elevational view of the pad of labels of FIG. 36.
 FIG. 40 is a back-edge elevational view of the pad of labels of FIG. 36.

FIG. 41 is a left-side elevational view of the pad of labels of FIG. 36.

FIG. 42 is a right-side elevational view of the pad of labels of FIG. 36.

FIG. 43 is a top perspective view of an alternative embodiment showing two pads of labels that include the label of FIG. 29 with a shared bottom backing card.

FIG. 44 is a top plan view of the two pads of labels of FIG. 43.

FIG. 45 is a bottom plan view of the two pads of labels of FIG. 43.

FIG. 46 is a front-edge elevational view of the two pads of labels of FIG. 43.

FIG. 47 is a back-edge elevational view of the two pads of labels of FIG. 43.

FIG. 48 is a left-side elevational view of the two pads of labels of FIG. 43; and,

FIG. 49 is a right-side elevational view of the two pads of labels of FIG. 43.

The color black on the rectangular border represents a contrast in color.

In the drawings, the broken lines represent perforations.

1 Claim, 14 Drawing Sheets

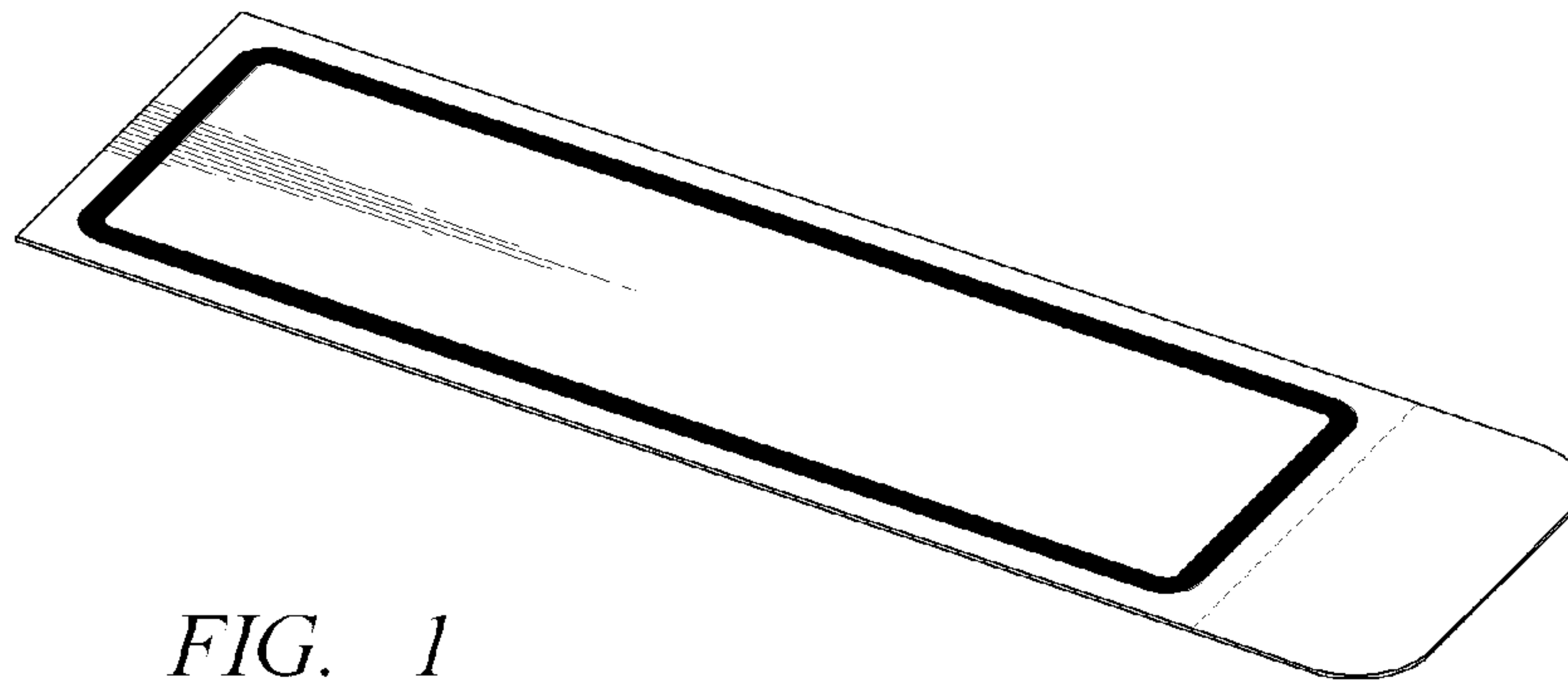


FIG. 1



FIG. 2




FIG. 3



FIG. 4



FIG. 5



FIG. 6



FIG. 7

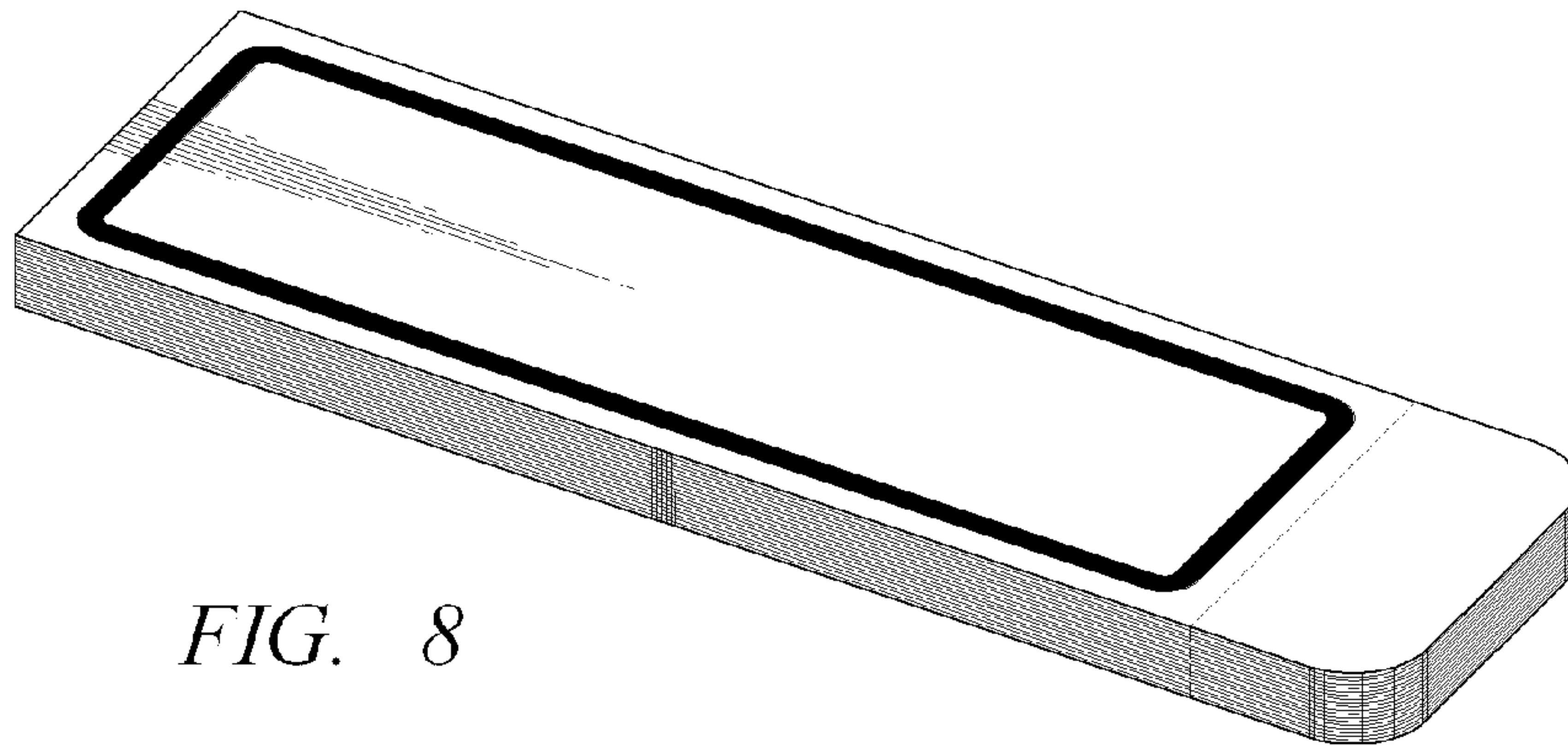


FIG. 8



FIG. 9



FIG. 10



FIG. 11




FIG. 12



FIG. 13



FIG. 14

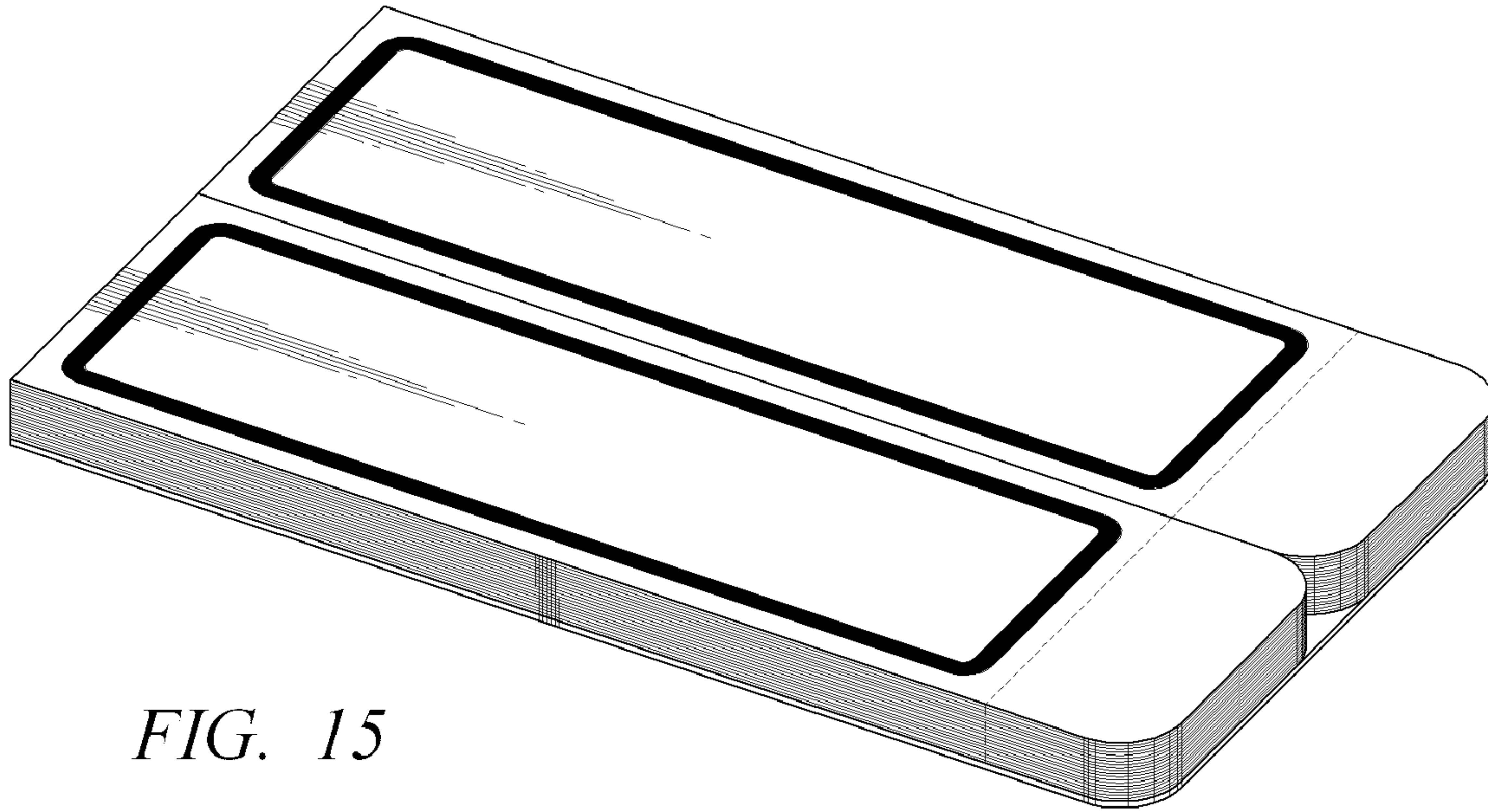


FIG. 15

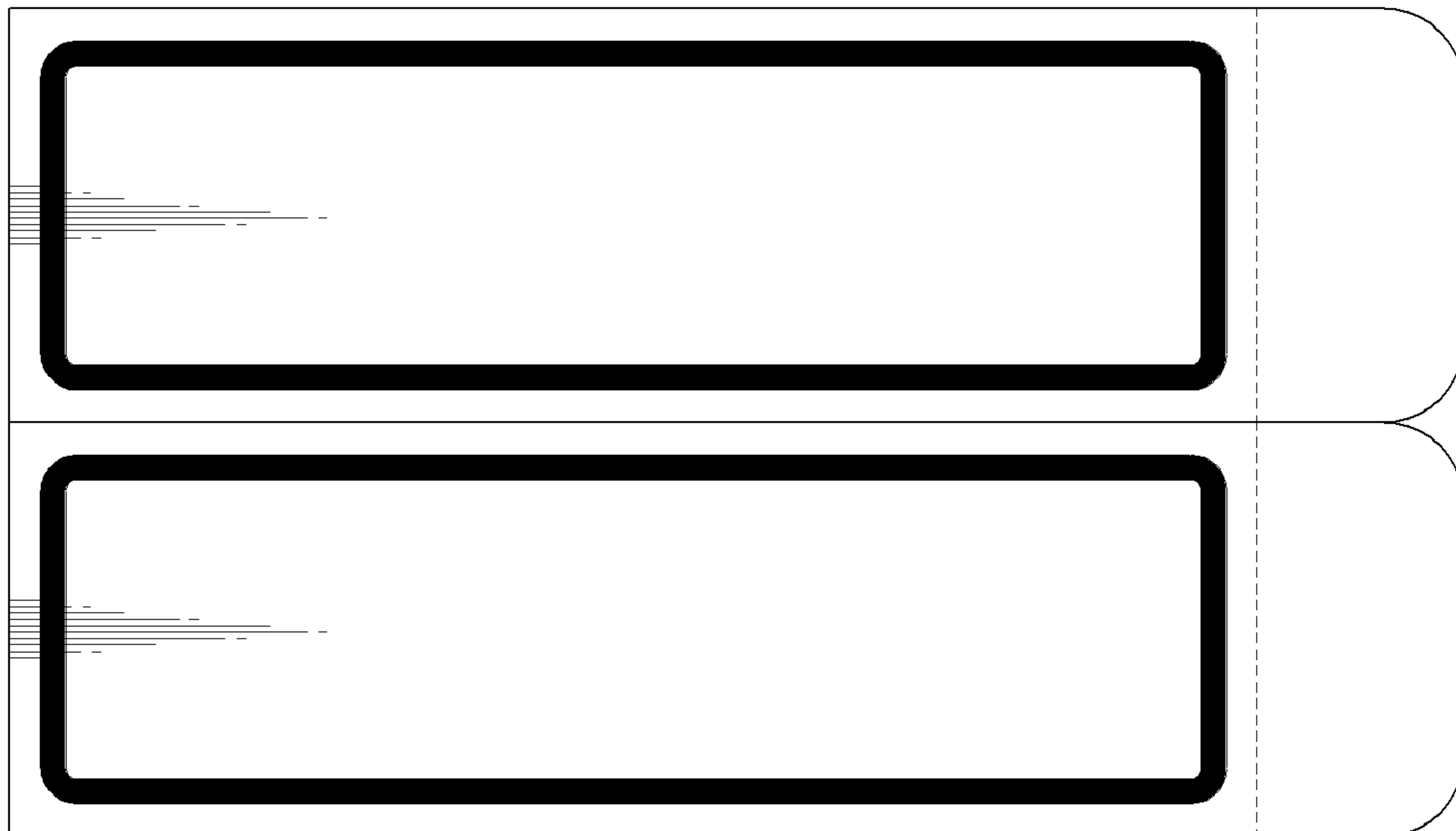


FIG. 16




FIG. 17

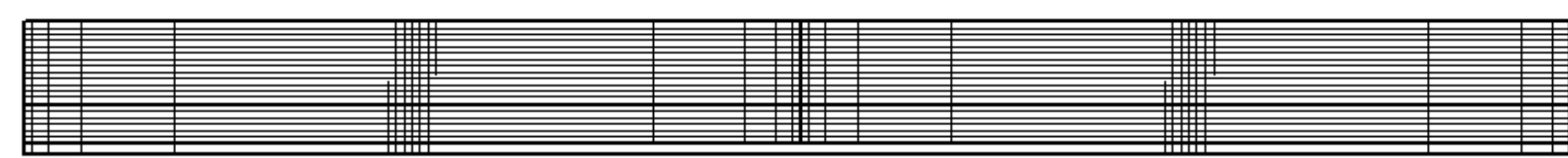


FIG. 18




FIG. 19

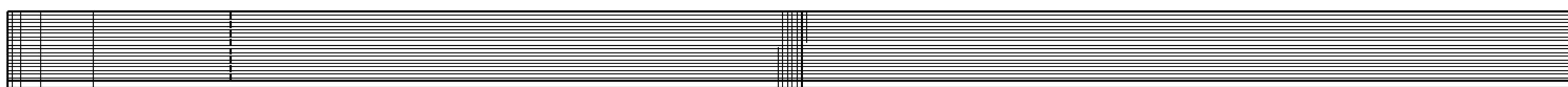


FIG. 20




FIG. 21

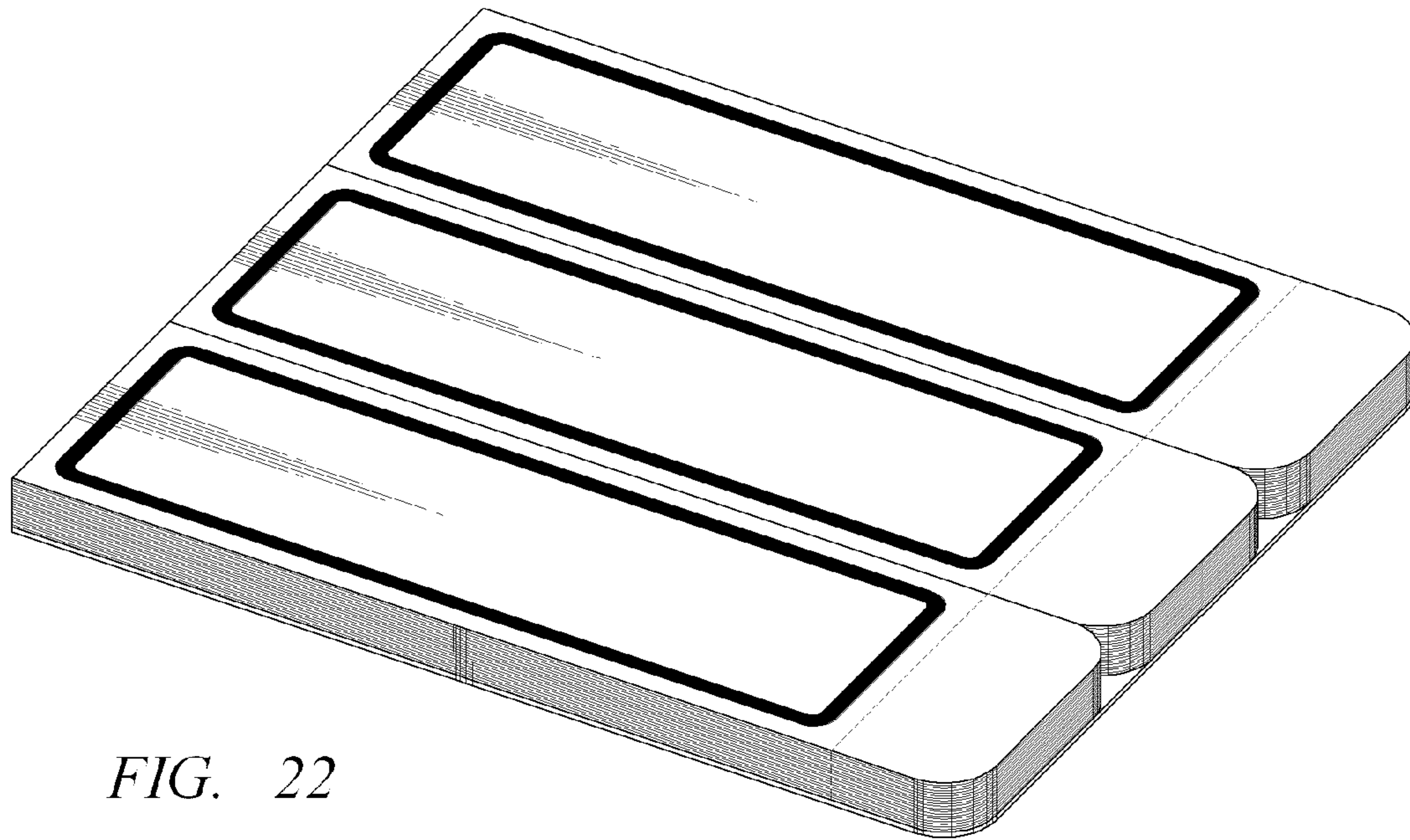


FIG. 22



FIG. 23




FIG. 24

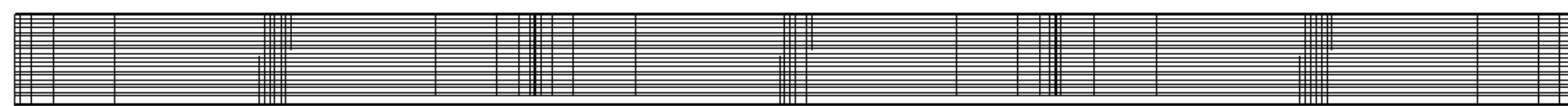


FIG. 25




FIG. 26

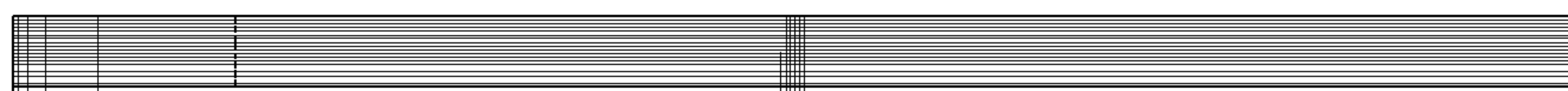


FIG. 27




FIG. 28

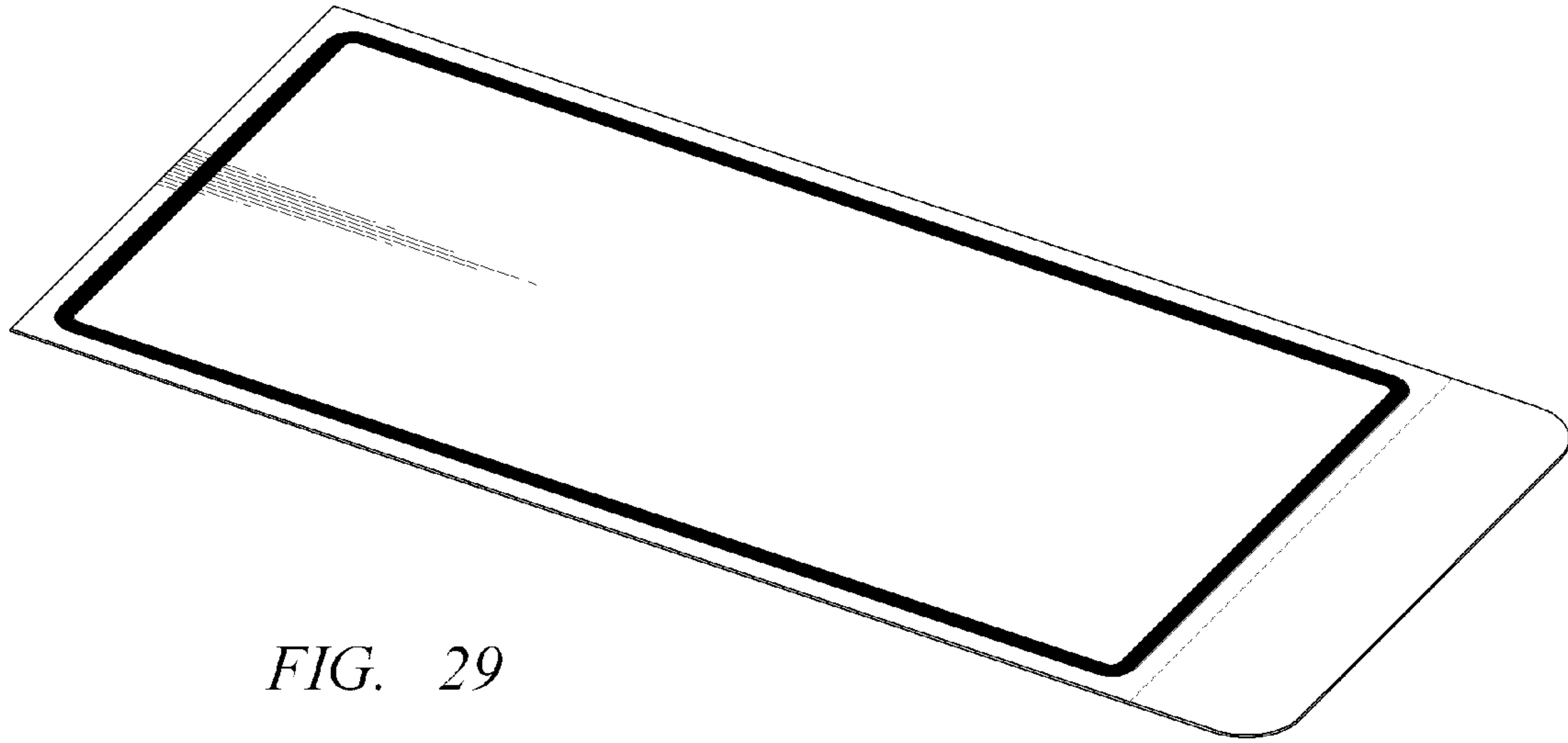


FIG. 29




FIG. 30




FIG. 31



FIG. 32



FIG. 33




FIG. 34



FIG. 35

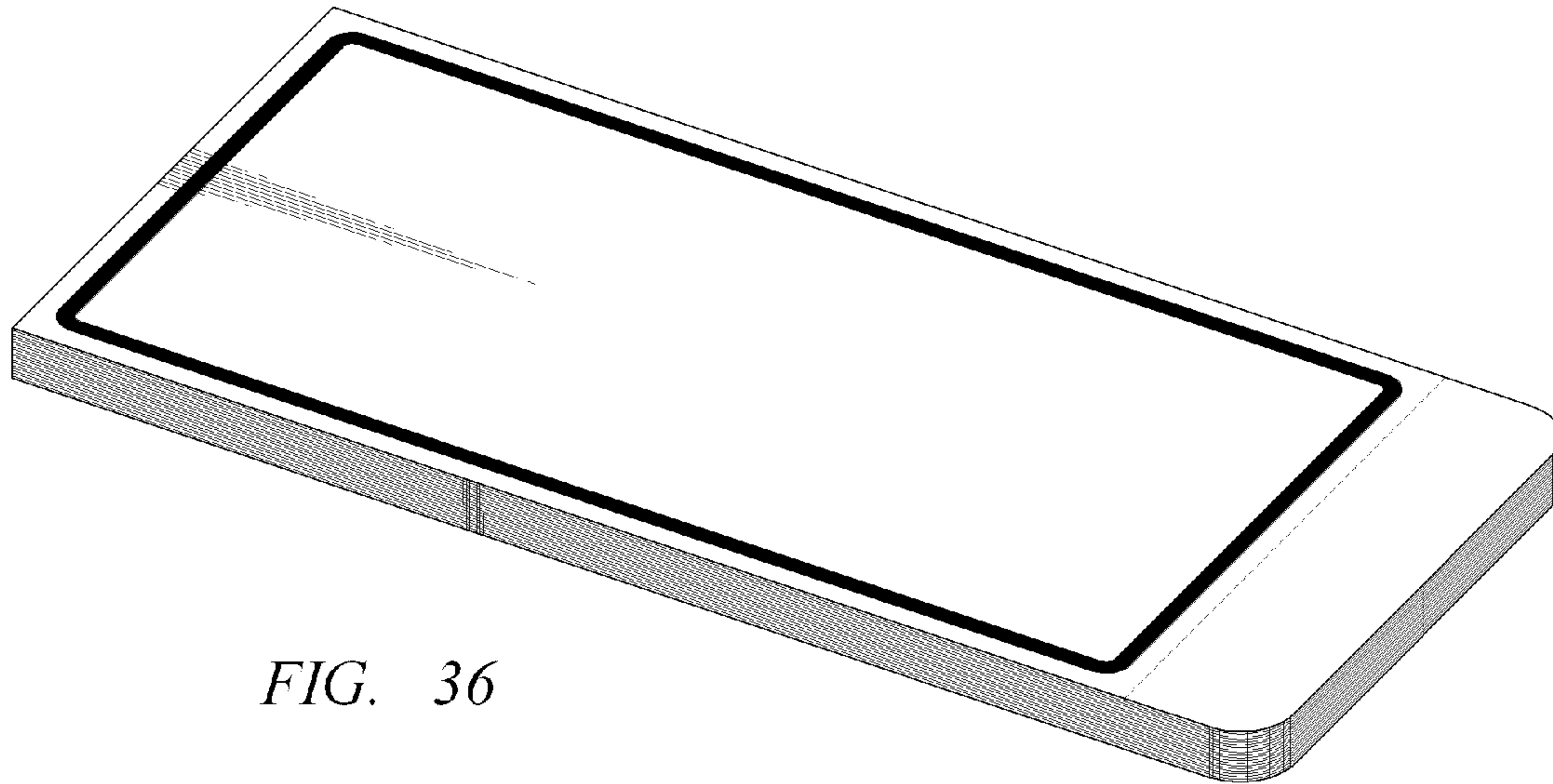


FIG. 36



FIG. 37




FIG. 38

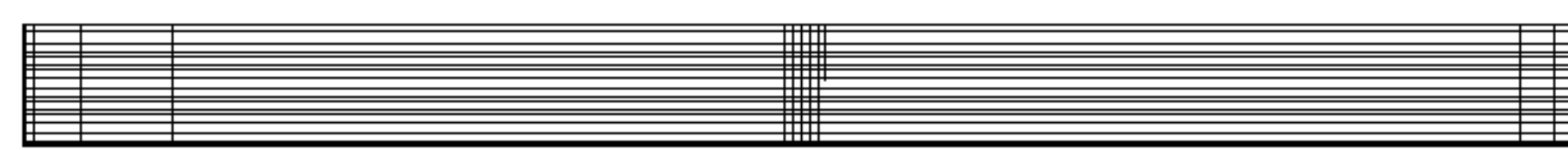


FIG. 39




FIG. 40

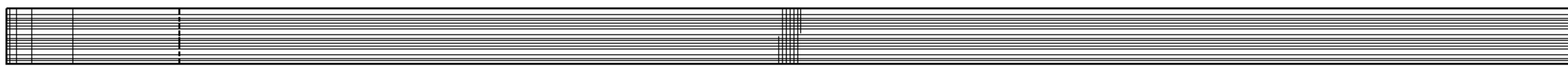


FIG. 41



FIG. 42

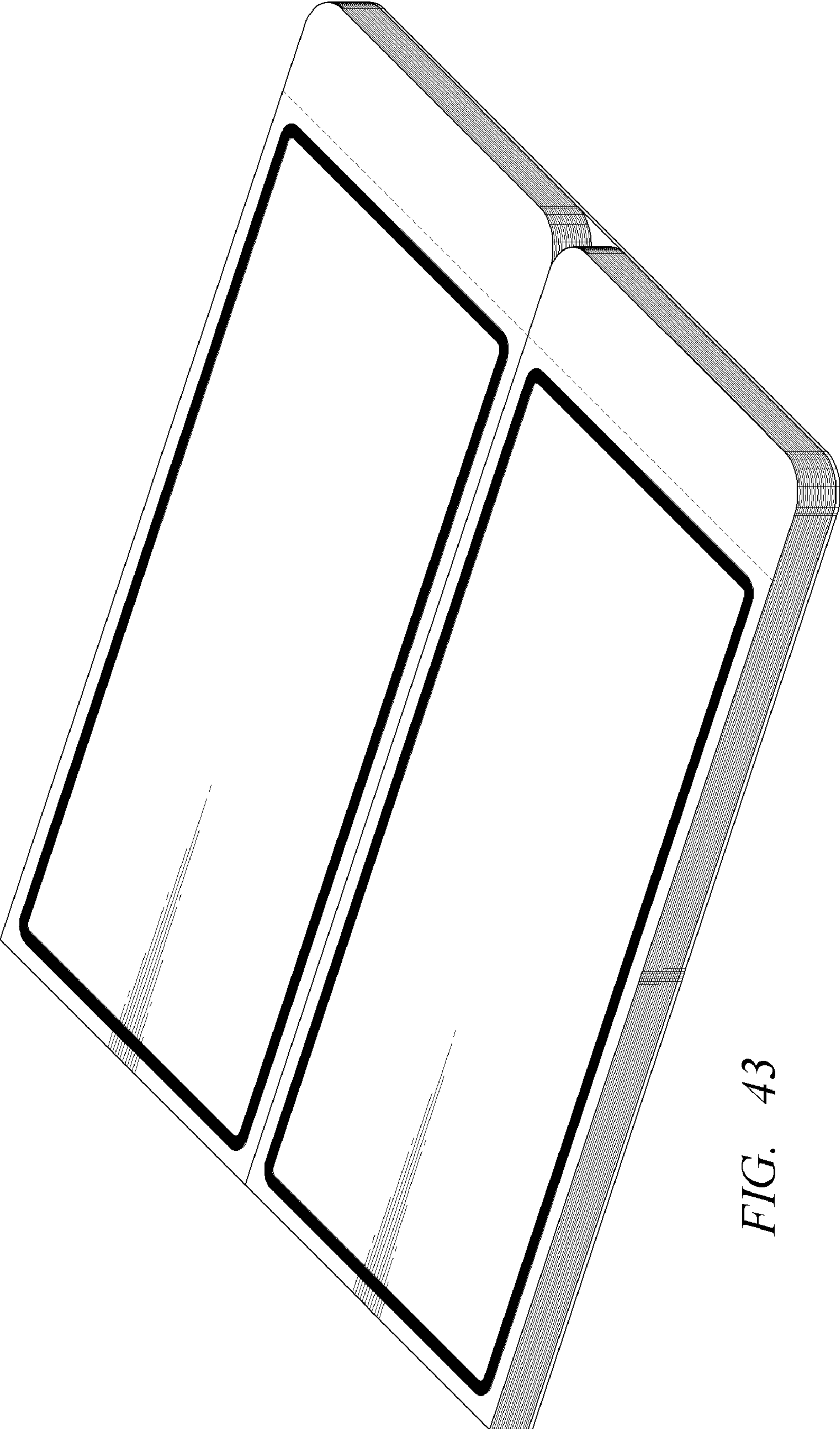


FIG. 43



FIG. 44




FIG. 45

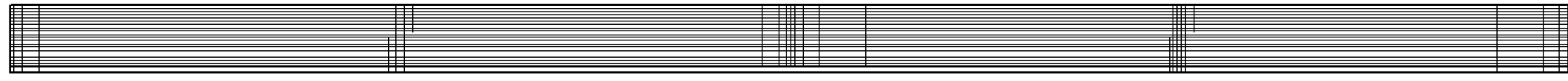


FIG. 46

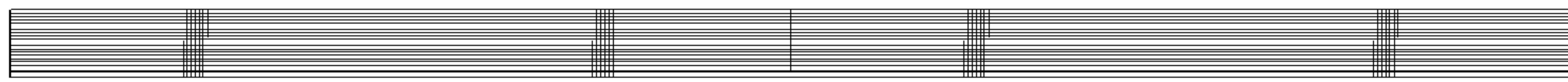


FIG. 47



FIG. 48

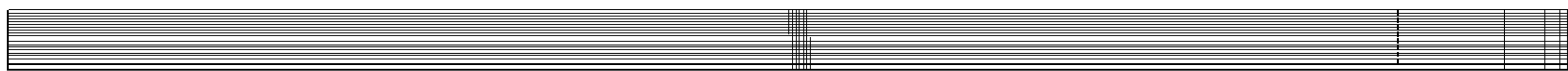


FIG. 49