



US00D676470S

(12) **United States Design Patent**
Norin et al.

(10) **Patent No.:** **US D676,470 S**

(45) **Date of Patent:** **** Feb. 19, 2013**

(54) **ICE CUBE TRAY**

(75) Inventors: **Joakim Norin**, Hagersten (SE); **Erik von Schoultz**, Stockholm (SE)

(73) Assignee: **Drosselmeyer Designgroup AB**, Stockholm (SE)

(**) Term: **14 Years**

(21) Appl. No.: **29/415,958**

(22) Filed: **Mar. 16, 2012**

(30) **Foreign Application Priority Data**

Sep. 16, 2011 (WO) DM/077015

(51) **LOC (9) Cl.** **15-07**

(52) **U.S. Cl.** **D15/90**

(58) **Field of Classification Search** D15/90;
249/70, 119, 126, 127, 129

See application file for complete search history.

(56) **References Cited**

U.S. PATENT DOCUMENTS

3,018,636 A * 1/1962 Waag et al. 62/135
D202,838 S * 11/1965 Brand D15/90

D292,802 S * 11/1987 Fails D15/90
D406,595 S * 3/1999 Tunzi D15/90
D482,374 S * 11/2003 Fan D15/90
D513,019 S * 12/2005 Lion et al. D15/90
D560,695 S * 1/2008 Marchionda et al. D15/90
D586,830 S * 2/2009 de Groote D15/90
D636,412 S * 4/2011 Misse D15/90
D665,000 S * 8/2012 Morelli et al. D15/90

* cited by examiner

Primary Examiner — Mitchell Siegel

(74) *Attorney, Agent, or Firm* — Jeffrey S. Melcher; Manelli Selter PLLC

(57) **CLAIM**

We claim the ornamental design for an ice cube tray, as shown and described.

DESCRIPTION

FIG. 1 is a top perspective view of the ice cube tray;
FIG. 2 is a top view view of the ice cube tray;
FIG. 3 is a bottom view of the ice cube tray;
FIG. 4 is a bottom perspective view of the ice cube tray;
FIG. 5 is a right side view of the ice cube tray;
FIG. 6 is a back side view of the ice cube tray; and,
FIG. 7 is a left side view of the ice cube tray.

1 Claim, 7 Drawing Sheets

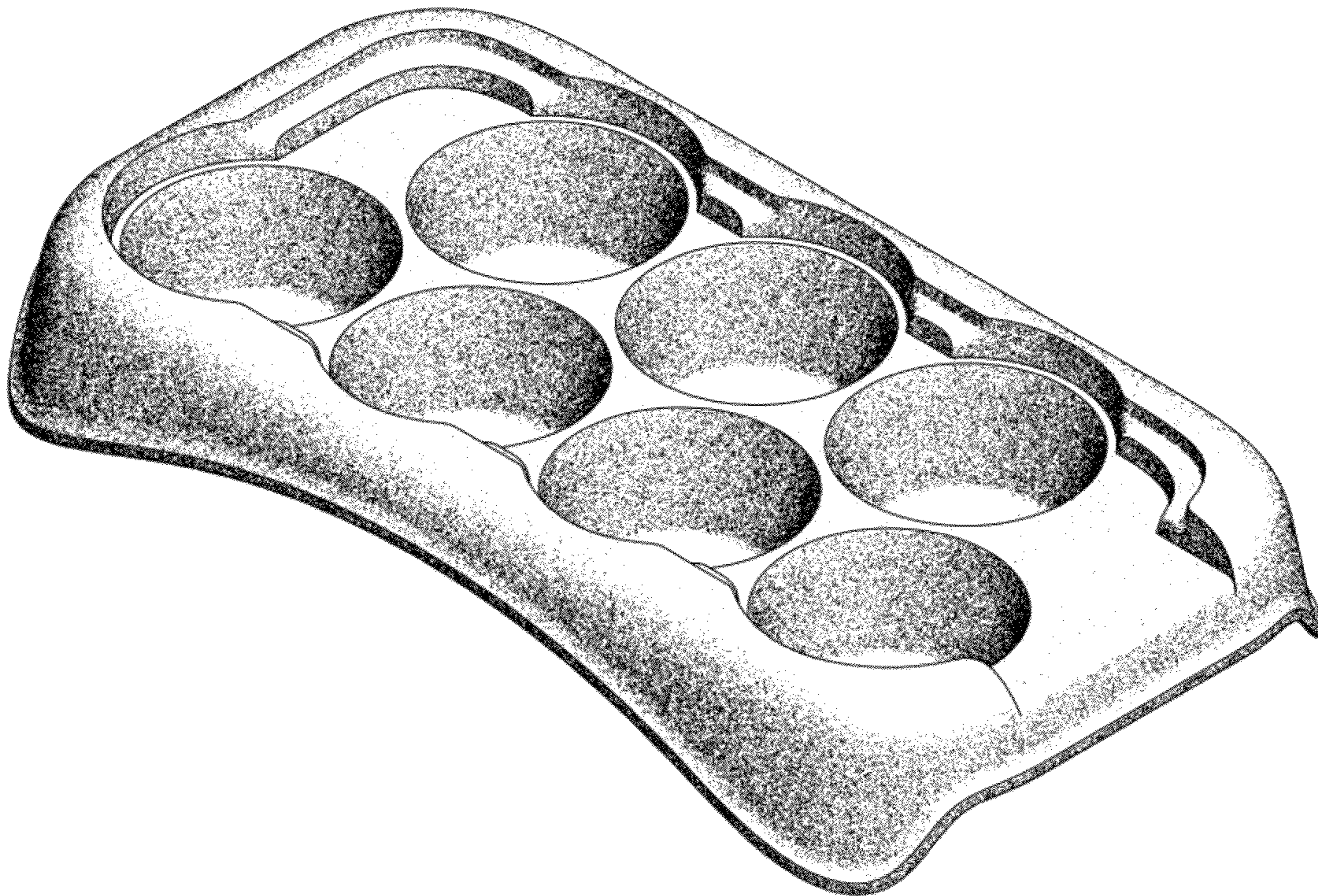


Fig. 1

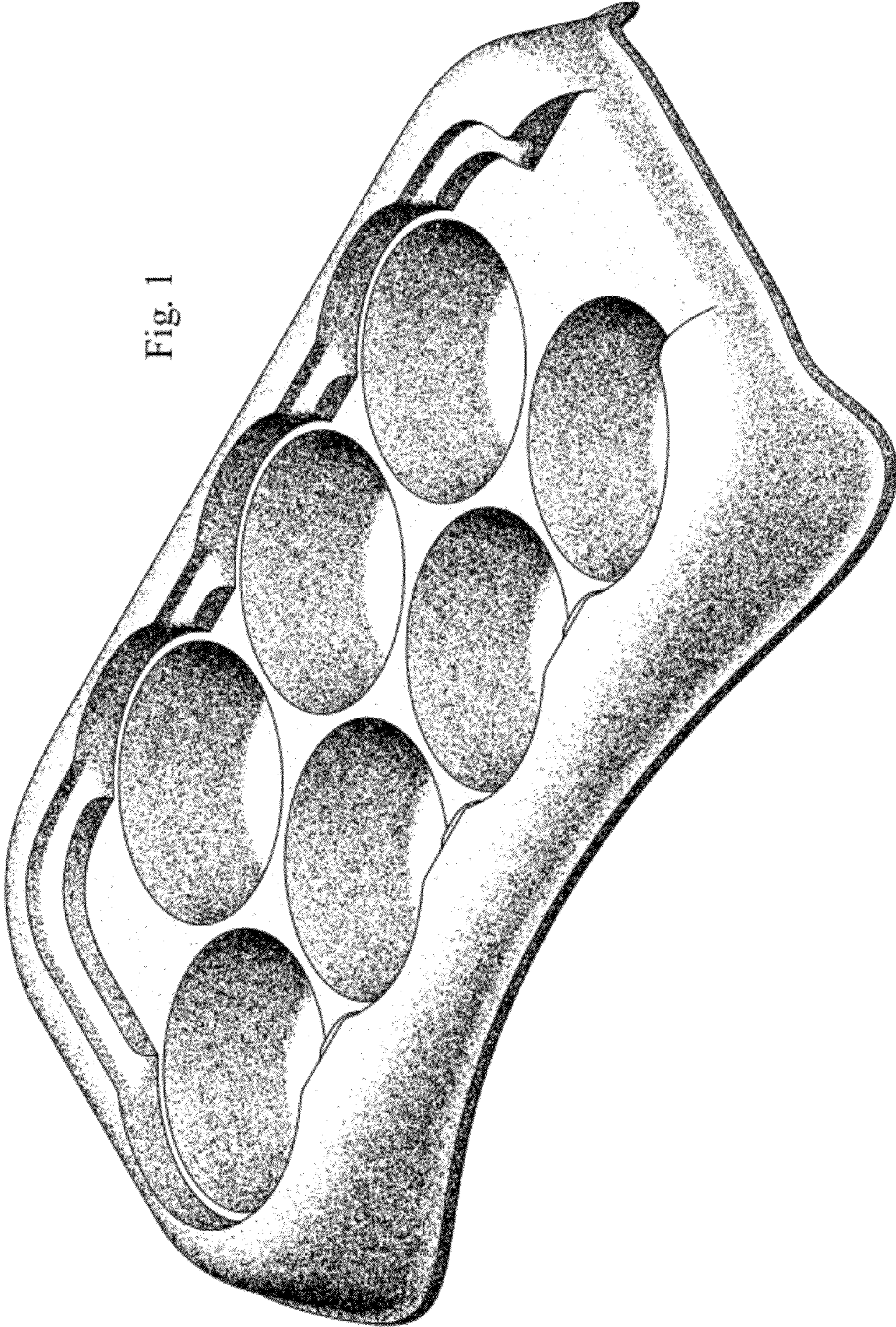


Fig. 2

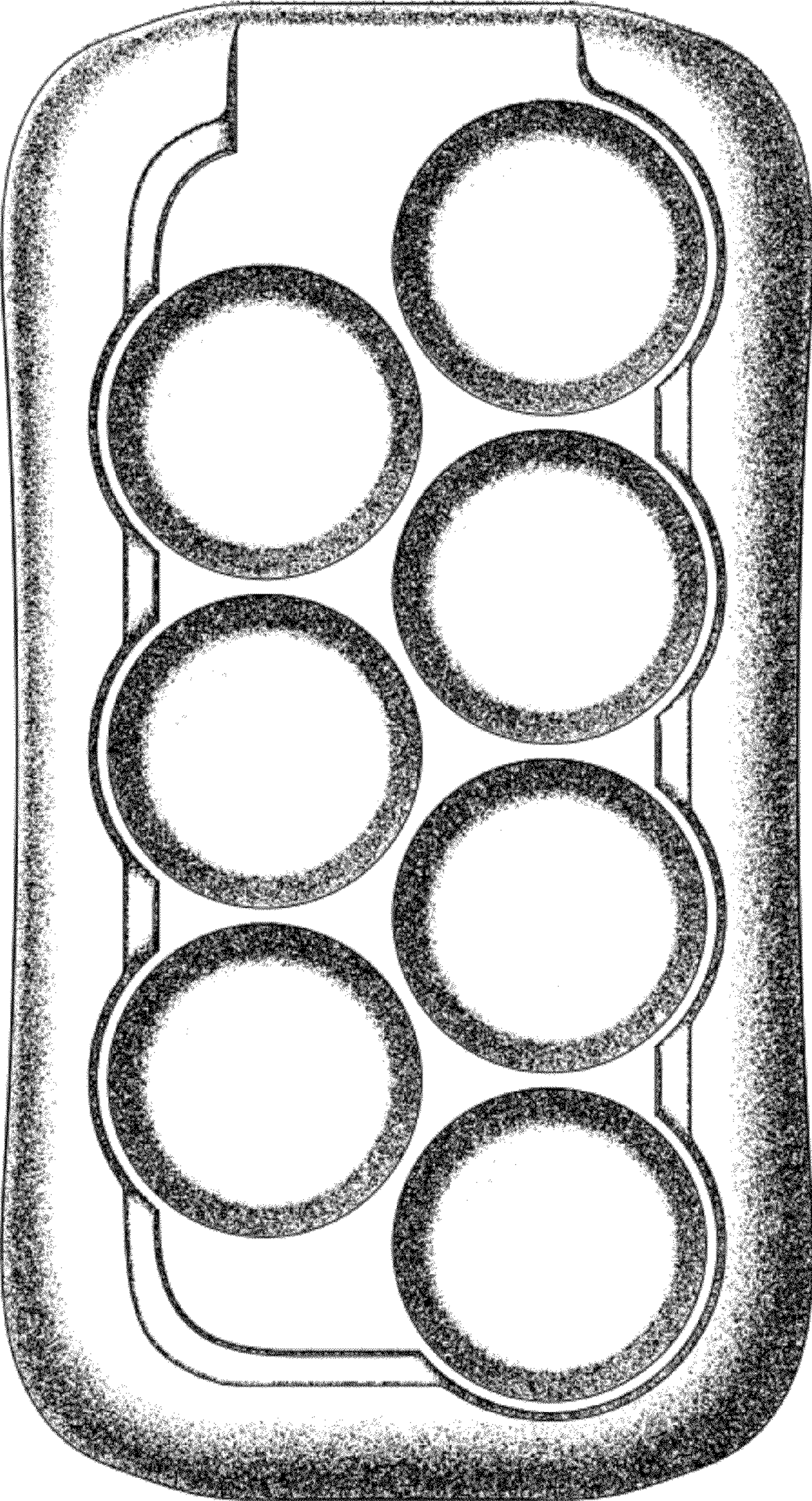



Fig. 3



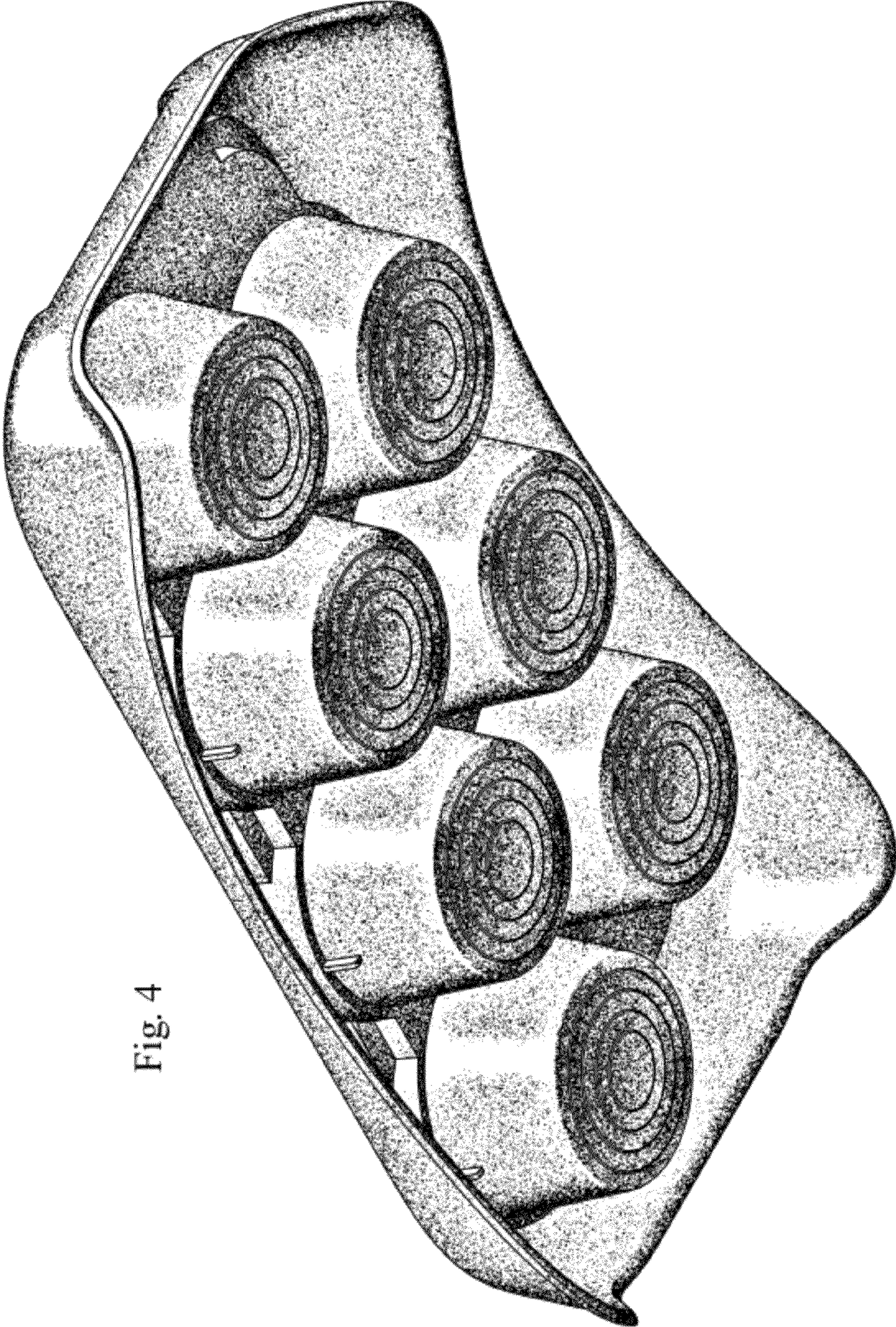


Fig. 4

Fig. 5

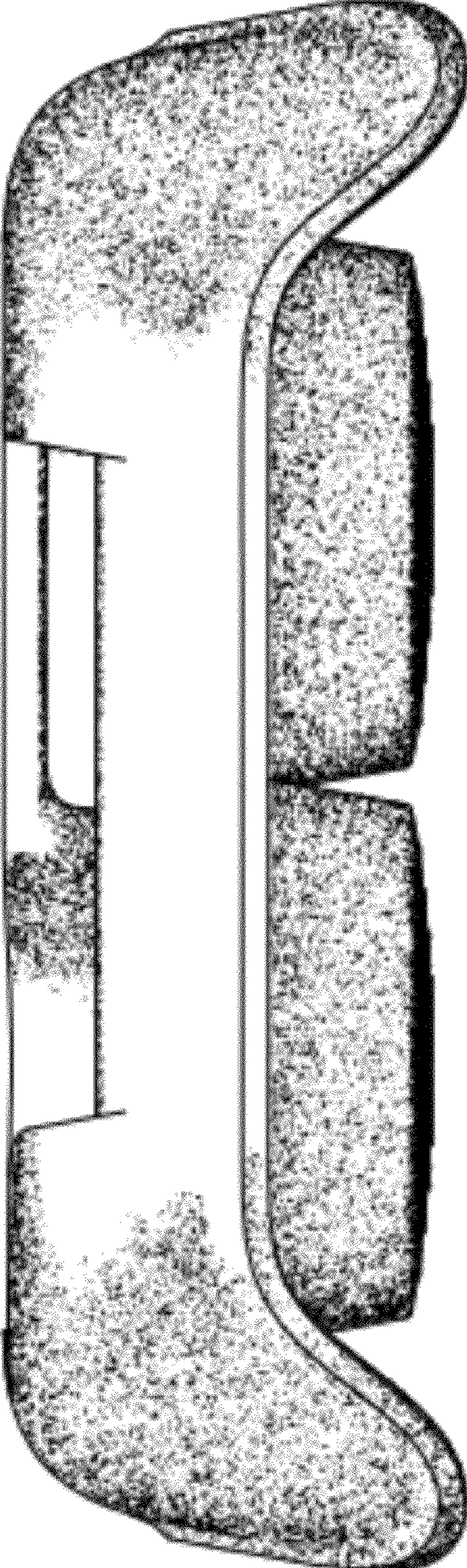


Fig. 6




Fig. 7

