



US00D676449S

(12) **United States Design Patent**
Probst et al.

(10) **Patent No.:** **US D676,449 S**
(45) **Date of Patent:** **** Feb. 19, 2013**

(54) **TABLET COMPUTER CASE**

(75) Inventors: **Brian Hullinger Probst**, Orem, UT
(US); **David W. Osborne**, Cedar Hills,
UT (US)

(73) Assignee: **CruxCase, LLC**, Orem, UT (US)

(**) Term: **14 Years**

(21) Appl. No.: **29/405,127**

(22) Filed: **Oct. 28, 2011**

(51) **LOC (9) Cl.** **14-02**

(52) **U.S. Cl.** **D14/440**

(58) **Field of Classification Search** D14/250,
D14/251, 253, 240, 217, 496, 440, 203.3,
D14/203.4, 203.5, 203.8, 432, 439, 300;
D3/218, 215, 201; 220/4.02; 248/309.1;
361/679.56, 679.03, 683, 679.09; 379/426,
379/433.11, 455; 455/575.1, 575.8; 190/100;
206/305, 320; 345/173

See application file for complete search history.

(56) **References Cited**

U.S. PATENT DOCUMENTS

4,259,568	A *	3/1981	Dynesen	235/1 D
5,375,076	A *	12/1994	Goodrich et al.	361/679.17
5,383,138	A *	1/1995	Motoyama et al.	361/679.27
5,847,698	A *	12/1998	Reavey et al.	345/173
7,042,712	B2 *	5/2006	Ghosh et al.	361/679.03
7,318,521	B2 *	1/2008	Lau	206/45.24
7,502,225	B2 *	3/2009	Solomon et al.	361/679.41
D611,045	S *	3/2010	Andre et al.	D14/327
D620,001	S *	7/2010	Reed et al.	D14/315
D637,596	S *	5/2011	Akana et al.	D14/341
D652,831	S *	1/2012	Lee et al.	D14/315
8,139,357	B2 *	3/2012	Trang	361/679.59
D659,139	S *	5/2012	Gengler	D14/392
8,201,687	B2 *	6/2012	Zeliff et al.	206/320
8,230,992	B2 *	7/2012	Law et al.	206/320
8,253,595	B2 *	8/2012	Yang et al.	341/20
2001/0009500	A1 *	7/2001	Selker	361/683
2005/0168925	A1	8/2005	Fang et al.		
2006/0044288	A1	3/2006	Nakamura et al.		
2007/0097087	A1	5/2007	Homer et al.		
2008/0225471	A1	9/2008	Takizawa		

2009/0017883	A1 *	1/2009	Lin	455/575.8
2010/0294909	A1 *	11/2010	Hauser et al.	248/456
2011/0199727	A1	8/2011	Probst		
2011/0267757	A1	11/2011	Probst		
2012/0194448	A1 *	8/2012	Rothkopf	345/173

OTHER PUBLICATIONS

U.S. Appl. No. 29/405,037, filed Oct. 27, 2011; Brian Probst.
U.S. Appl. No. 13/283,357, filed Oct. 27, 2011; Brian Probst.
U.S. Appl. No. 13/283,005, filed Oct. 27, 2011; Brian Probst.
U.S. Appl. No. 13/283,067, filed Oct. 27, 2011; Brian Probst.
U.S. Appl. No. 13/283,112, filed Oct. 27, 2011; Brian Probst.
U.S. Appl. No. 13/283,148, filed Oct. 27, 2011; Brian Probst.
PCT Application PCT/US2011/034405; filing date Apr. 28, 2011;
Brian Probst; International Search Report mailed Dec. 20, 2011.

* cited by examiner

Primary Examiner — Cynthia Underwood

(74) *Attorney, Agent, or Firm* — Thorpe North & Western
LLP

(57) **CLAIM**

What is claimed is the ornamental design for a tablet com-
puter case, as shown and described herein.

DESCRIPTION

FIG. 1 is a top front perspective view of the invention with a
windowed tablet panel articulated into a raised and slightly
inclined orientation and a closure panel oriented in a direction
in back of the tablet panel;

FIG. 2 is a top view thereof;

FIG. 3 is a bottom view thereof;

FIG. 4 is a back view thereof;

FIG. 5 is a front view thereof;

FIG. 6 is a right side view thereof, the left side being a mirror
image;

FIG. 7 is a top front perspective view of the invention with a
windowed tablet panel articulated into lowered orientation
and closed against the a closure panel;

FIG. 8 is a back end view thereof;

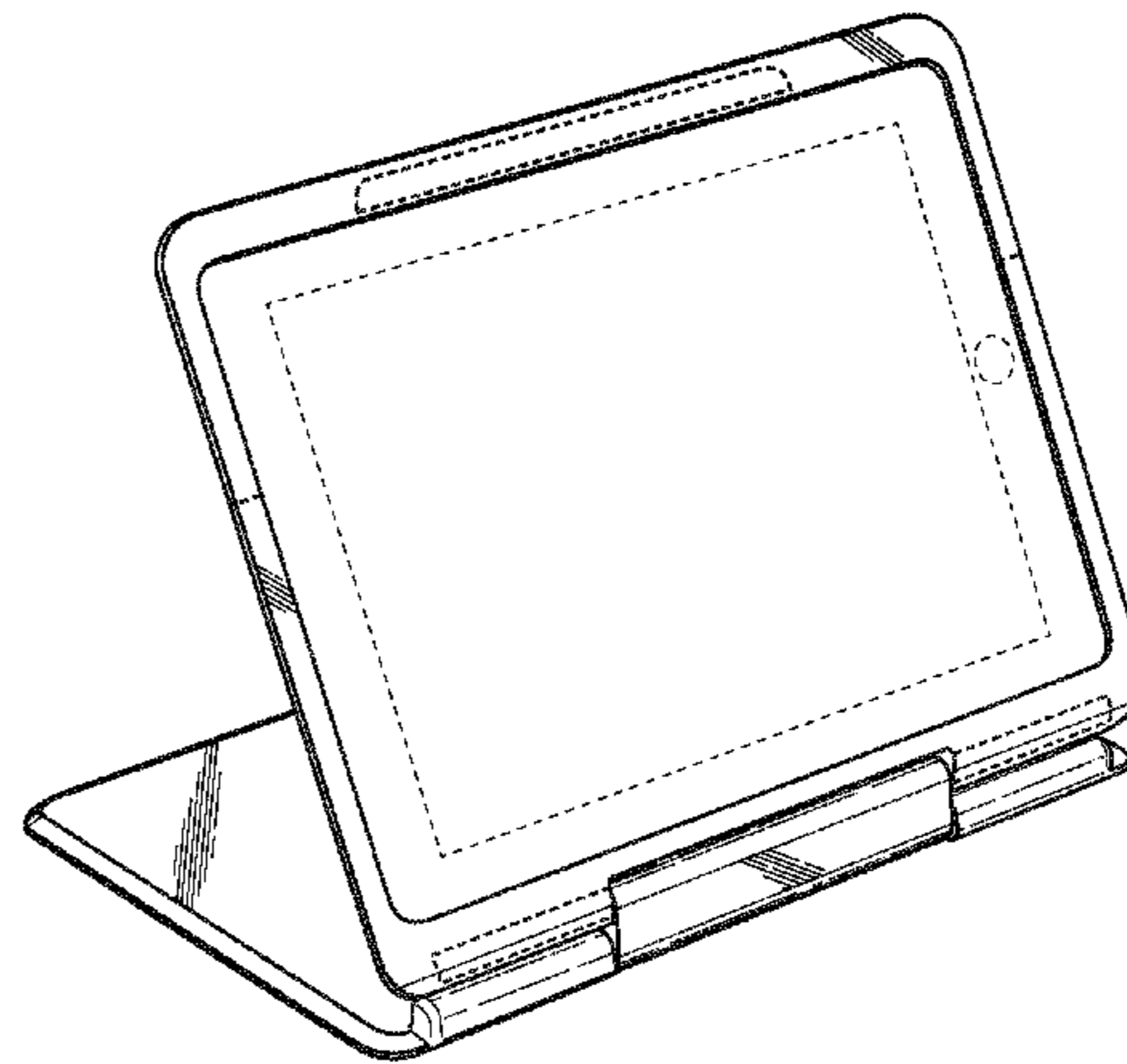
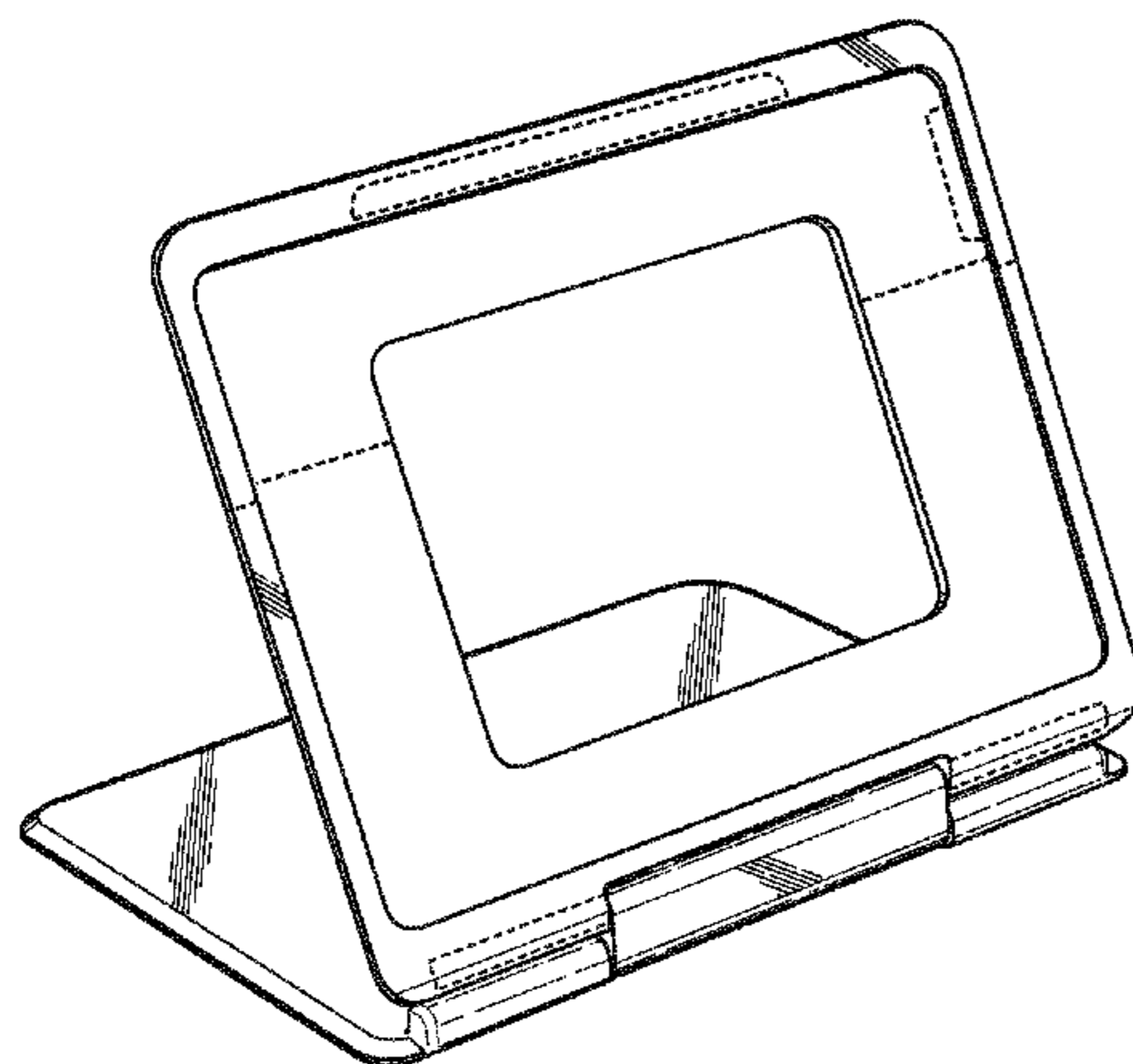
FIG. 9 front end view thereof;

FIG. 10 is a left side view thereof; and,

FIG. 11 is the same view of the invention as in FIG. 1, but with
an unclaimed tablet computer inserted into the tablet panel
portion of the tablet computer case illustrating an environ-
ment of use.

The broken line showing is for illustrative purposes only and
forms no part of the claimed design.

1 Claim, 8 Drawing Sheets



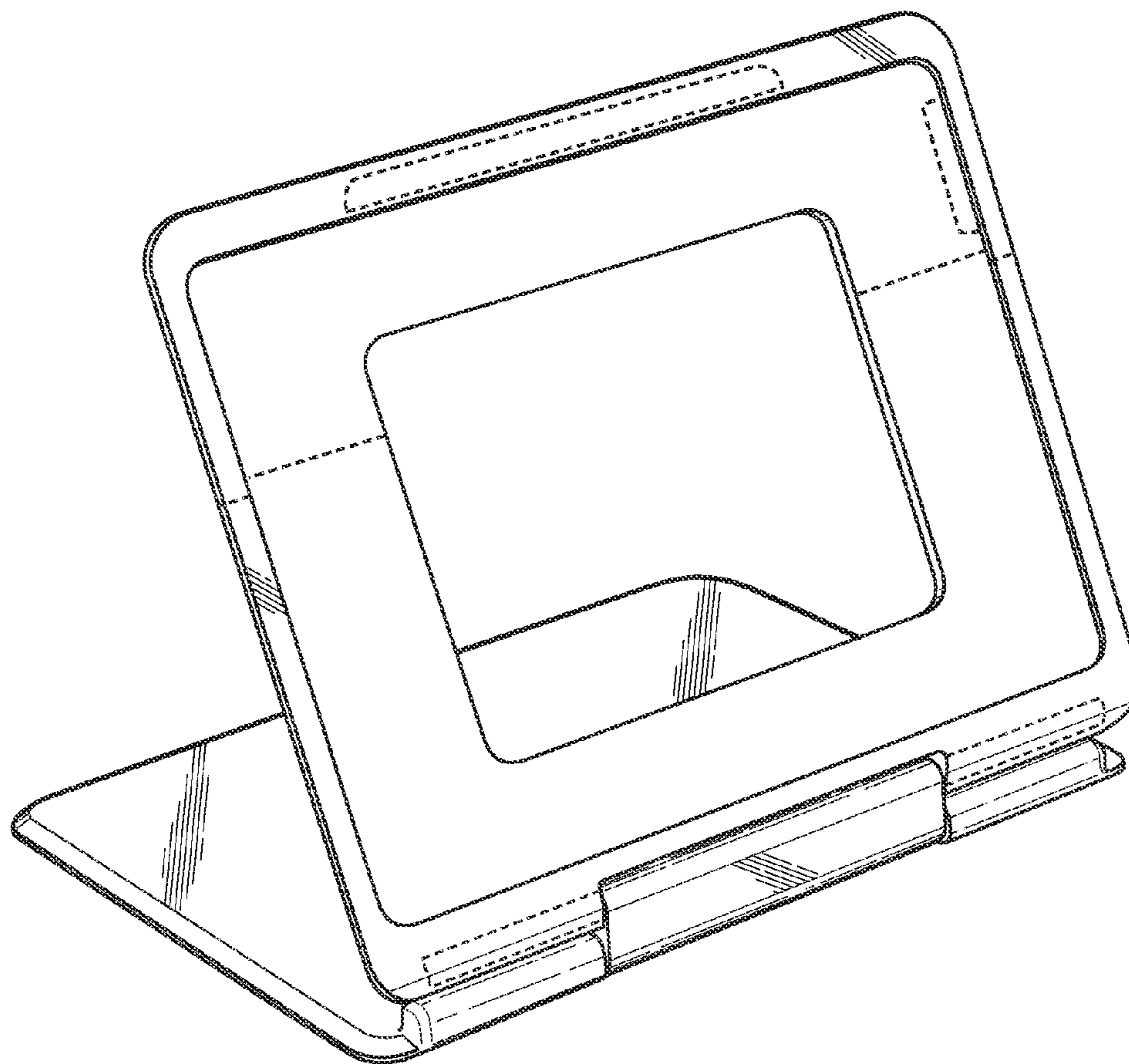


Fig. 1

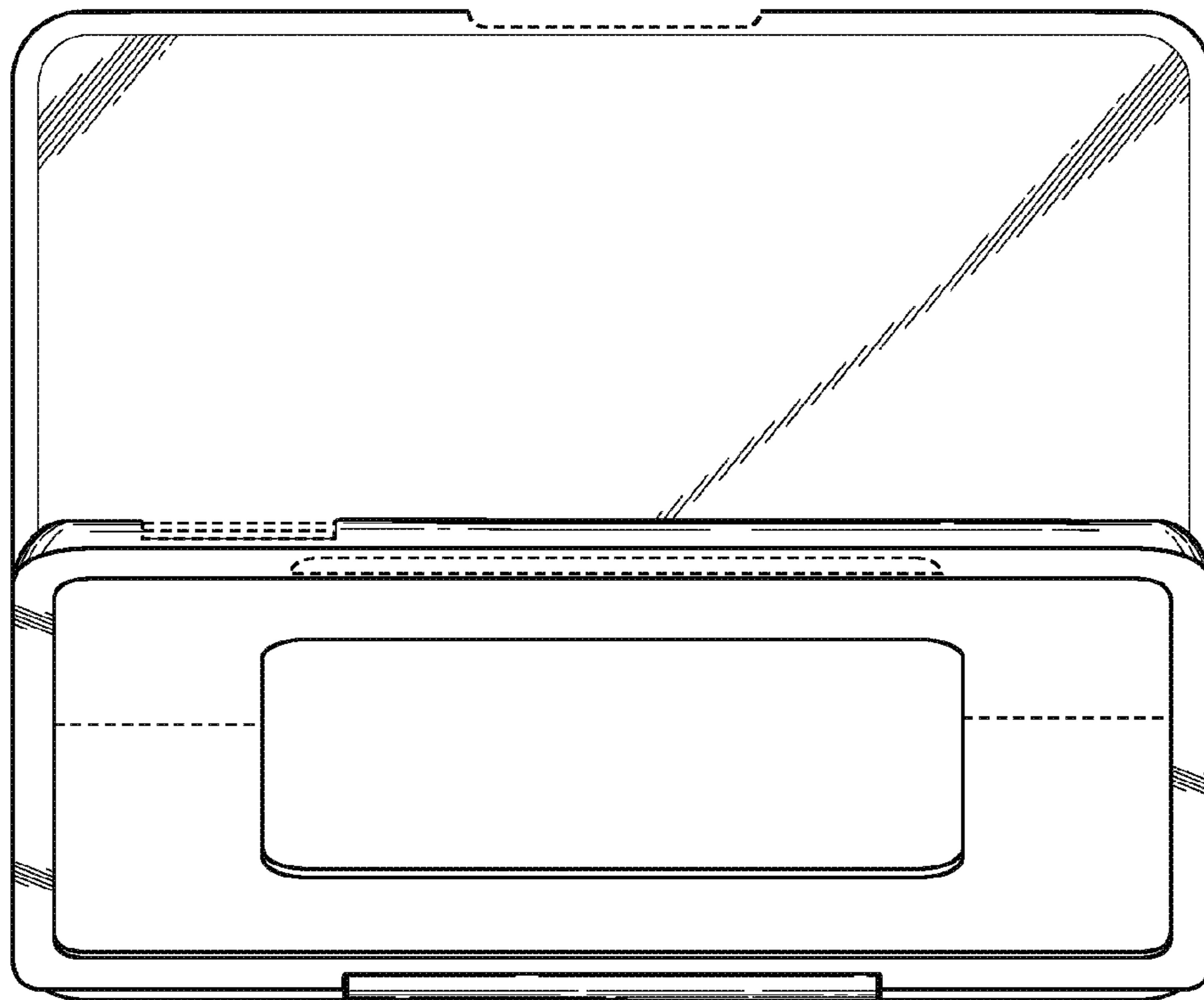


Fig. 2

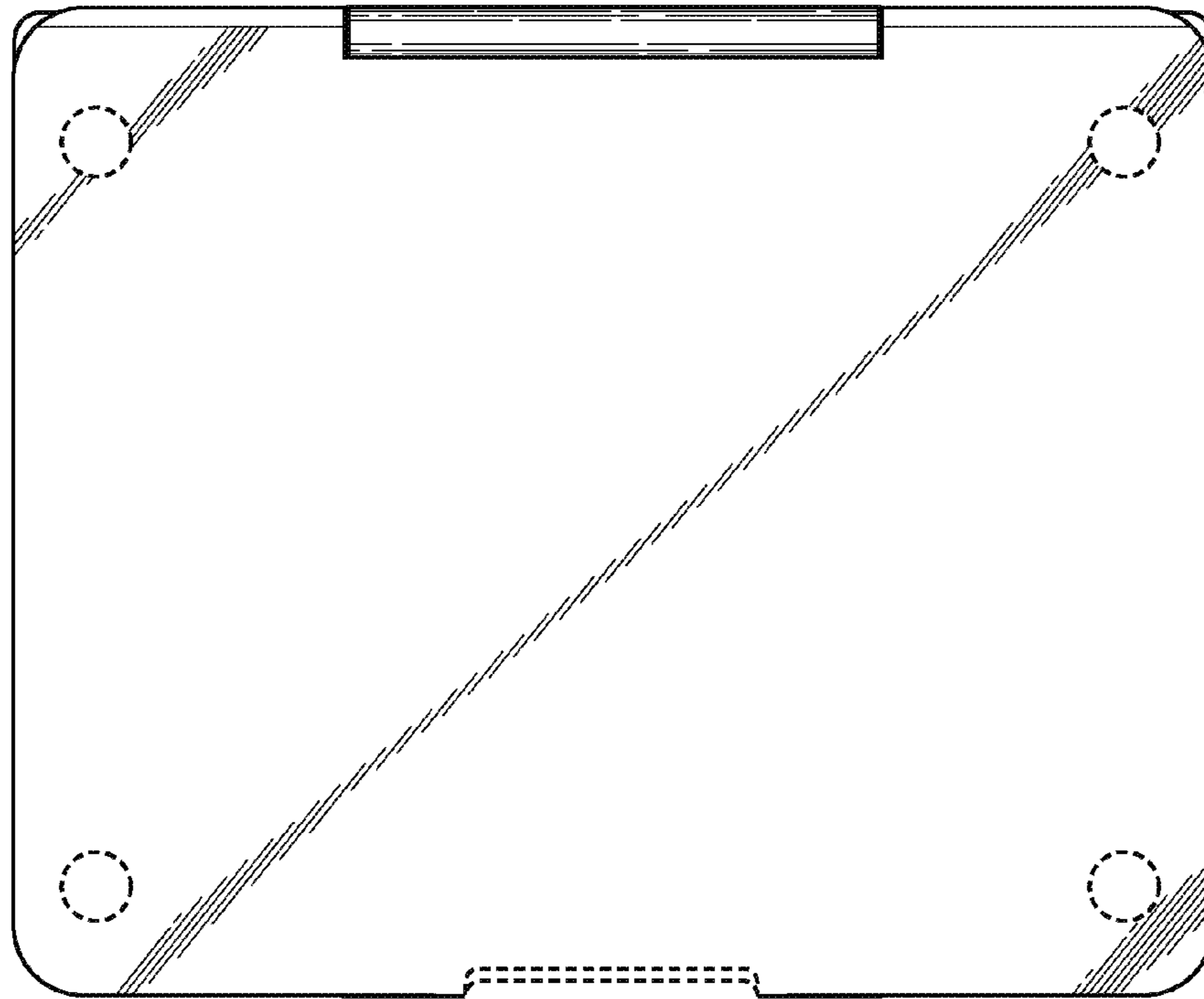


Fig. 3

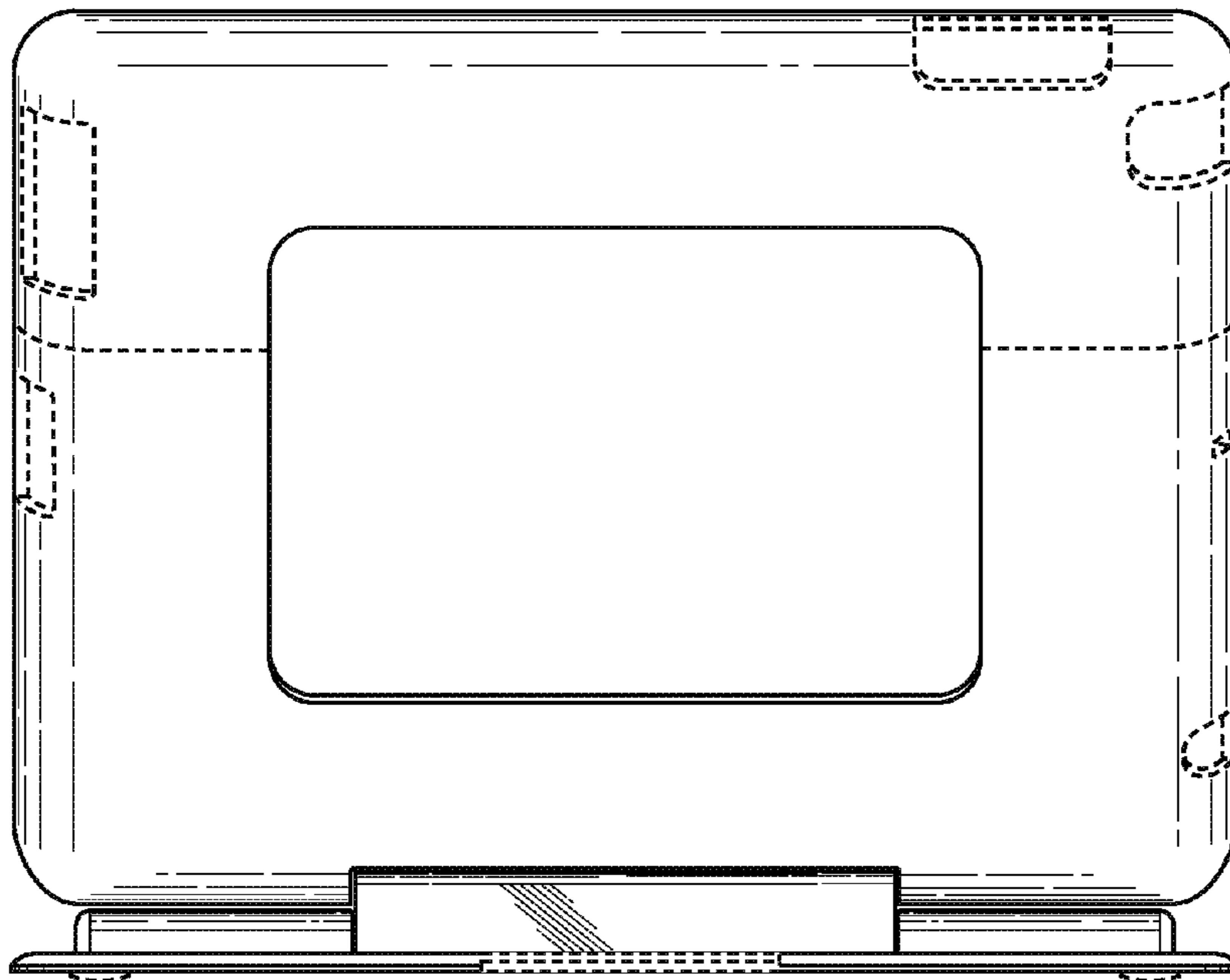


Fig. 4

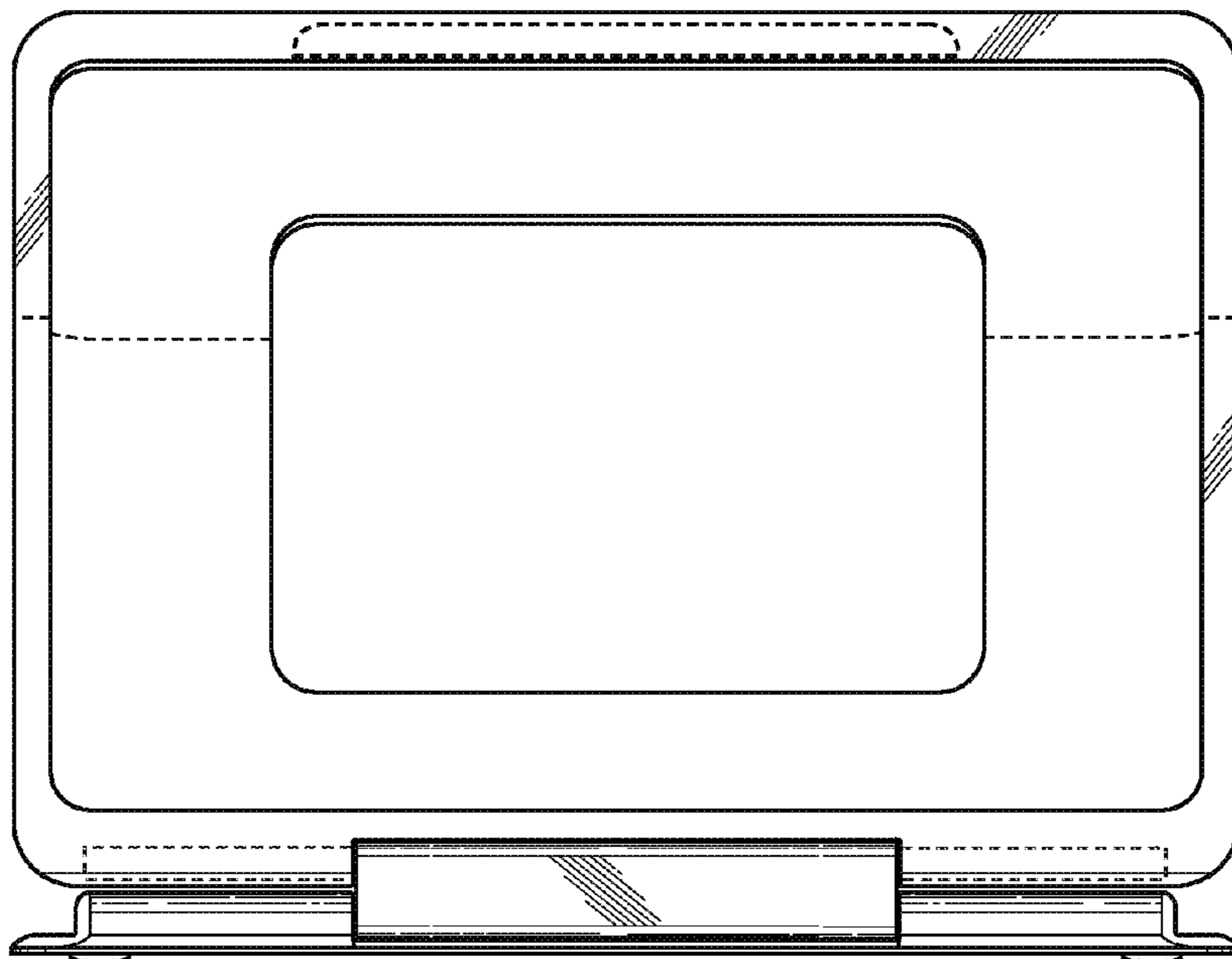


Fig. 5




Fig. 6

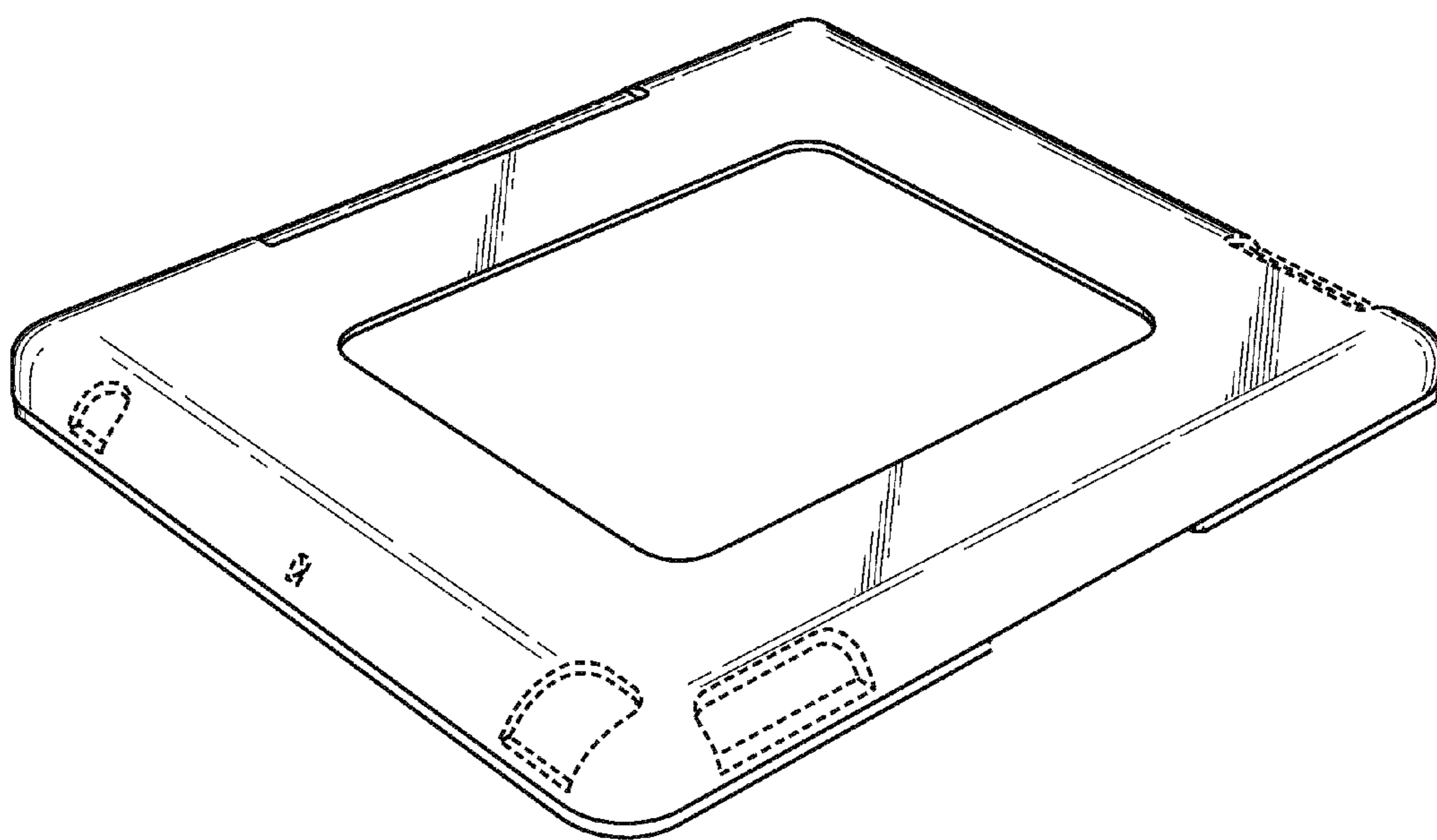


Fig. 7

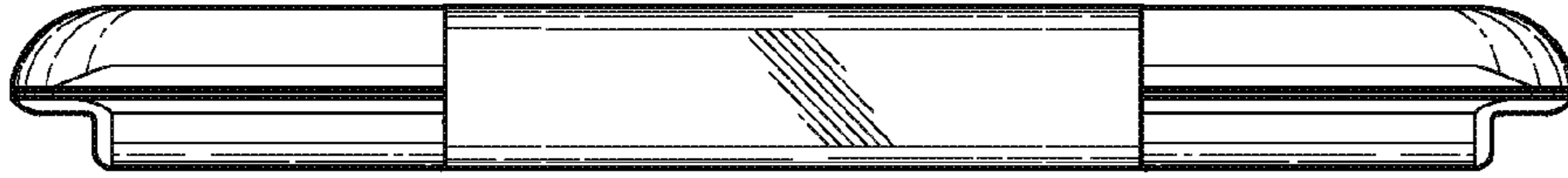


Fig. 8

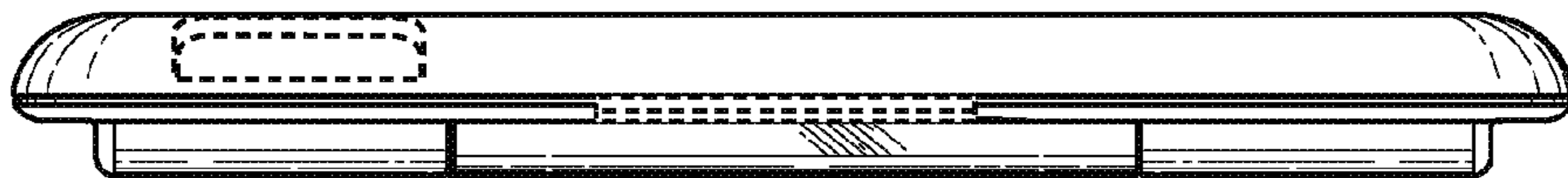


Fig. 9

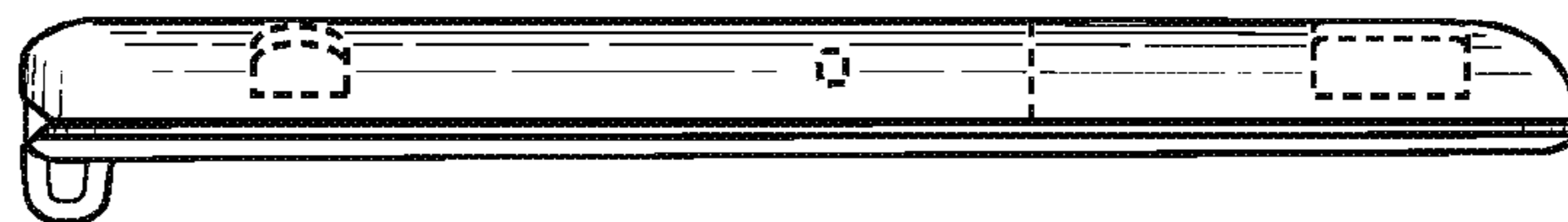


Fig. 10

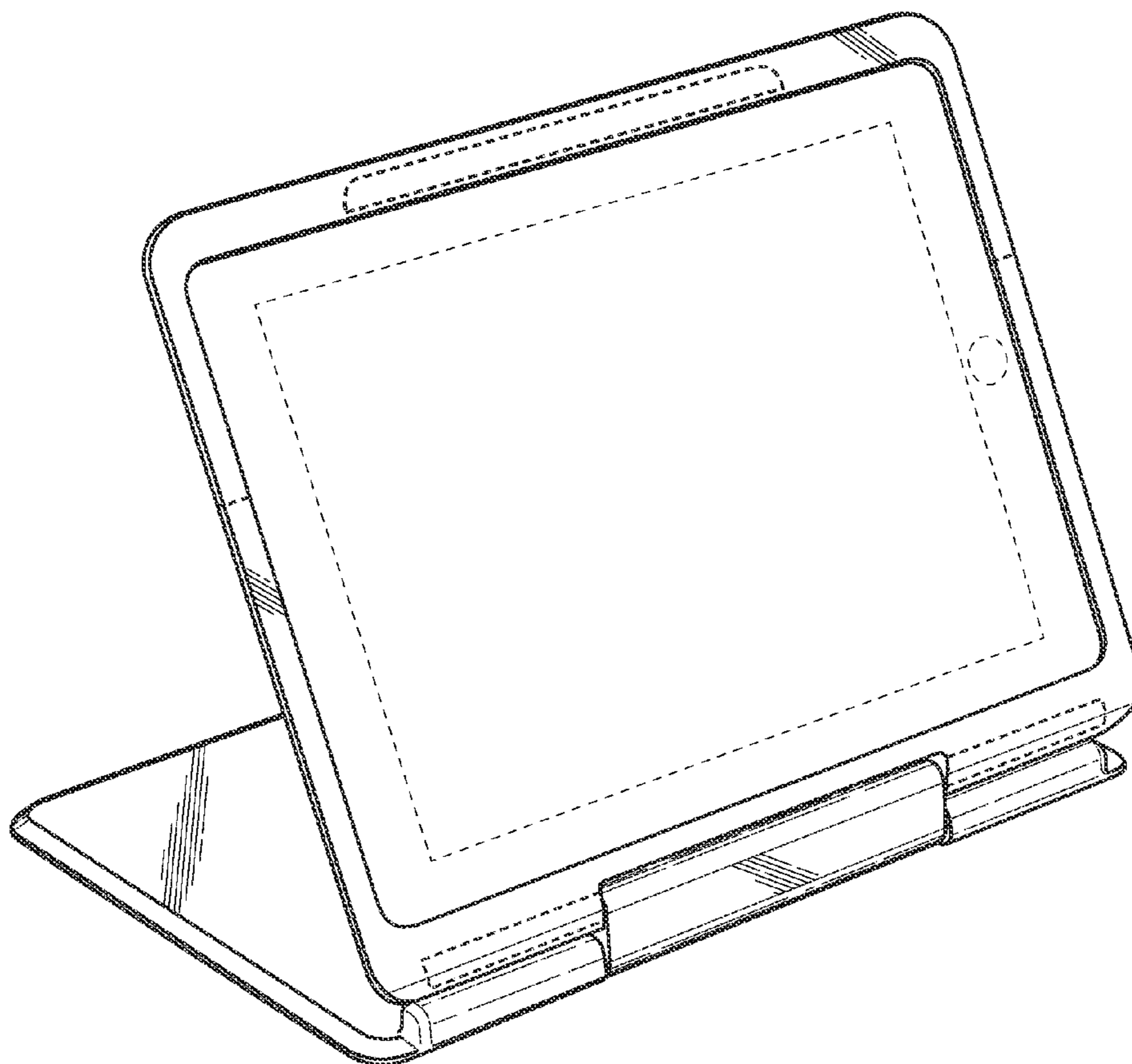


Fig. 11